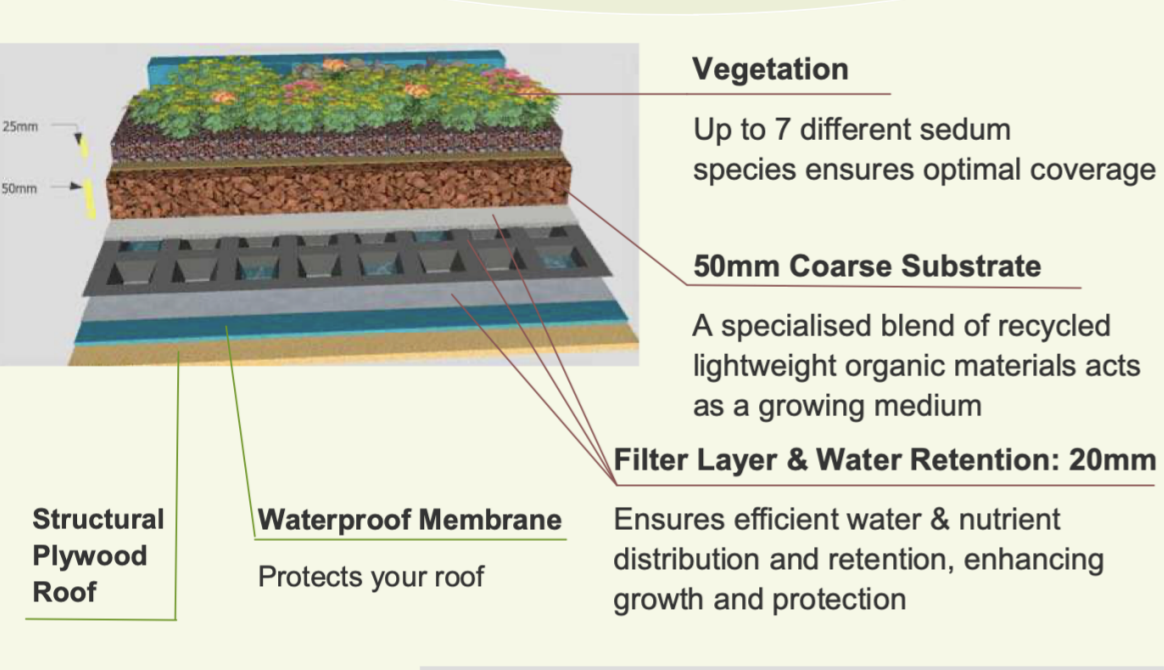


Sedum Roof Construction



Site  
3B Shirlock Road, NW32HR

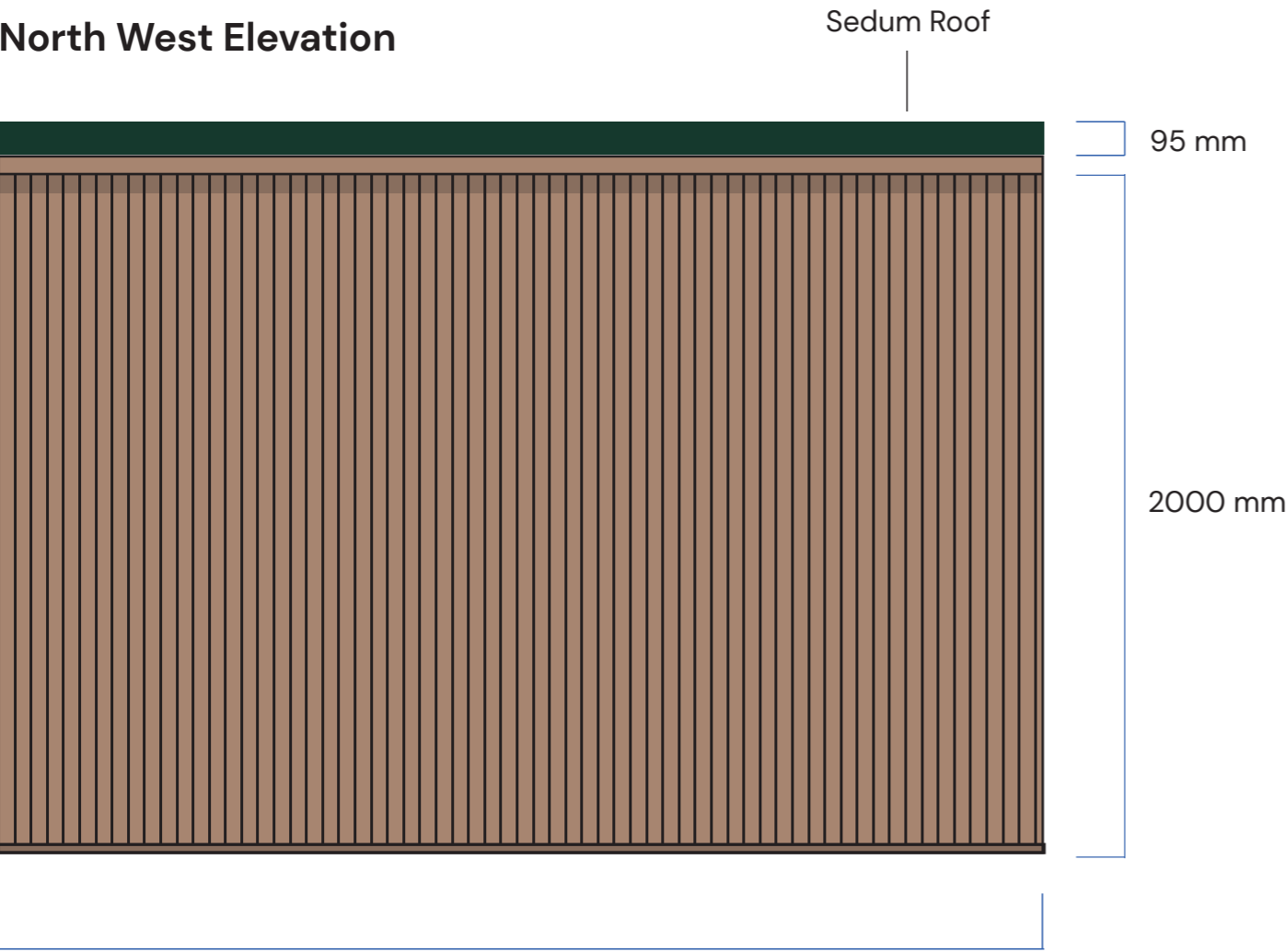
Title  
Sedum Roof Plan

Drawing Number  
1.0

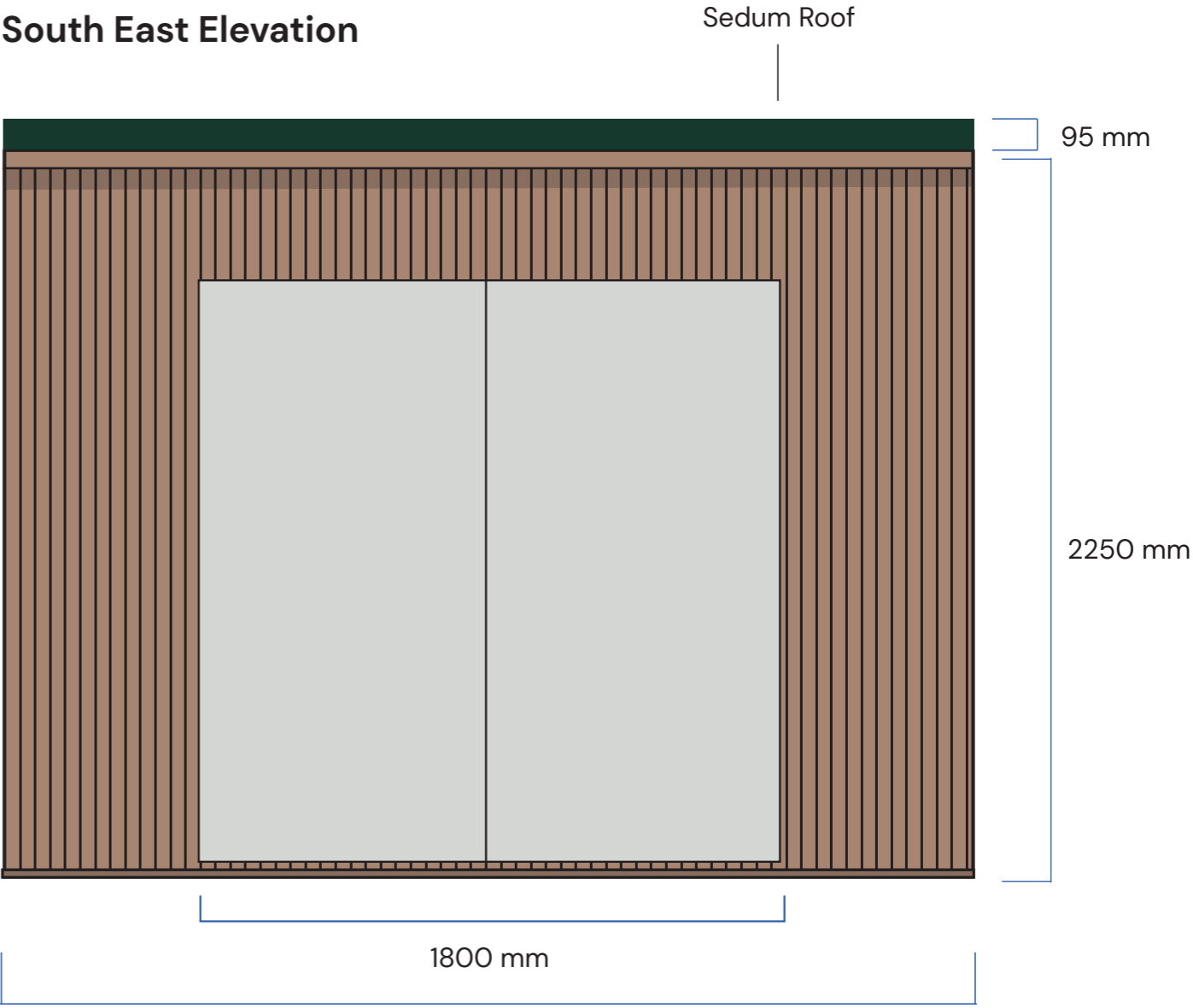
Scale  
1:20 @ A3


Date  
14/07/2022

North West Elevation




South East Elevation





# Sedum Mats



## **Vegetation**

Up to 7 different sedum species ensures optimal coverage

## **50mm Coarse Substrate**

A specialised blend of recycled lightweight organic materials acts as a growing medium

## **Filter Layer & Water Retention: 20mm**


Ensures efficient water & nutrient distribution and retention, enhancing growth and protection

**Structural Plywood Roof**

## **Waterproof Membrane**

Protects your roof

Saturated Weight - 98Kg/m<sup>2</sup>



[www.sedumgreenroof.co.uk](http://www.sedumgreenroof.co.uk)

Email us: [info@sedumgreenroof.co.uk](mailto:info@sedumgreenroof.co.uk)



Call us on 01747 830176

Monday - Friday 9am - 4pm



## **Sedum Maintenance Advice**

Green roofs do require some maintenance to ensure that the original species selected establish and thrive. The first year will require more maintenance than once established to ensure a long lasting roof. Monthly checks and two visits a year, one in Spring and one in autumn will help to keep the roof looking good. During a hot summer with little rainfall watering little and often would be essential, but with care not to drench the sedum.

Maintenance of a sedum is lower compared to looking after garden plants. We recommend you view your sedum monthly and as a minimum Spring and Autumn visit so basic weeding, health check and fertilising (Spring only). Every couple many years a "trim" may be necessary. The cuttings can be left as these will root again and thicken the matting. Below is our Season Guide to Maintaninig your sedum.



### **Springtime Maintenance**

- Removal of unwanted plant material, ie grasses, mosses and clover etc.
- if moss is present we recommend a product called Viano MO Bacter Organic Lawn Fertiliser and Moss Killer - this will also fertilise so no extra fertiliser would be required.
- Replacement of any naturally failed plants not exceeding 5% of total plants installed.
- Application of nutrient source. (we recommend a 6 month slow release fertiliser is applied in April- May - Osmocote Pro - Slow Release Fertiliser - 5/6 Months) This must not be done after May as the sedum cannot be fertilised after September. Osmocote and other manufacturers do also do a 3 month slow release that could be applied in June and July.
- Inspection of rainwater outlet chambers and surrounding vegetation breaks.
- Replenishment of any areas of settled substrate.

### **Summer Maintenance**

- During dry periods watering little and often will help the sedum and prevent it from turning red.

### **Autumn Maintenance**

- Removal of dead flower heads (if required). Only a light trim.
- Removal of unwanted plant material, ie grasses, mosses and clover etc.
- Inspection of rainwater outlet chambers and surrounding vegetation breaks.
- Replenishment of any areas of settled substrate.

### **Winter Maintenance**

- No visit needed after the first frost it will turn red and then become dormant until springtime.

### **What happens if your green roof does not look as great as you would want**

Green roof substrates can sometimes have problems retaining the plant nutrients, especially if it has been a very wet season. If your flowers have been in short supply then it may be time to think of giving some sort of fertiliser. If on the other hand you have had an abundance of flowers, then it may be that the plants are heading for exhaustion and may need a pick me up ready for the winter. Too much rain or cold conditions can cause the Sedum to change colours, red often shows a sign of going dormant, this is often seen during the winter months. It is often a good guide to feed your Sedum roof once a year, perhaps twice if it is high rainfall. Contact us for any advice. We can chat with you if you are at all worried about your Sedum Green Roof. **We do not have to have supplied your Green roof to give you advice.**

**Give the Team a call and we will happily discuss your project and maintenance.**

**Telephone : 01747 830176**

**Email : [theteam@sedumgreenroof.co.uk](mailto:theteam@sedumgreenroof.co.uk)**

**[www.sedumgreenroof.co.uk](http://www.sedumgreenroof.co.uk)**