














## Fire Safety Legend

### Fire Legend

-  MCP Manual call point - height TBC on site. To have fire action notices and fire assembly point drawing provided in close proximity
-  FA Fire alarm panel with red key switched fused spur to BS 5839: Part 1
-  FE CO2 Carbon dioxide fire extinguisher
-  FE FOAM Foam fire extinguisher





PLEASE NOTE:  
Final position and type of fire extinguishers to be determined on site in conjunction with BAFE approved Specialist Contractor. Any front of house extinguishers to be finished in chrome.

### Ceiling Mounted Fire Detection (Including emergency lighting)



-  S Optical smoke detector
-  H Optical heat detector
-  Combined sounder beacon base
-  Sounder base
-  Beacon base
-  EM 3W compact emergency recessed spot LED luminaries with 3 hour battery backup. Black finish
-  DEM Track mounted emergency lights with black finish. 3W non-maintained. 142mm Ø, 6000K Ref: EMLUX2-NM3/AT/G3-BL 'Emlux Duo', by Illuma lighting
-  E Recessed spotlight as referenced on drawing [9532-102](#) with integral emergency lighting. Ref: D171038-BL/DL/E/927 'Project 90 Emerg'. By Illuma Lighting
-  Surface mounted emergency lighting 8 watt 3 hour maintained. L - with hanging legend. Arrow denotes direction of escape

PLEASE NOTE:  
Fire detection fittings shown in **RED** are within ceiling voids. Final locations and quantity required to be assessed on site. All front of house detection to be black finish. Void detection to open ceiling designs to be black finish

### Escape Legend

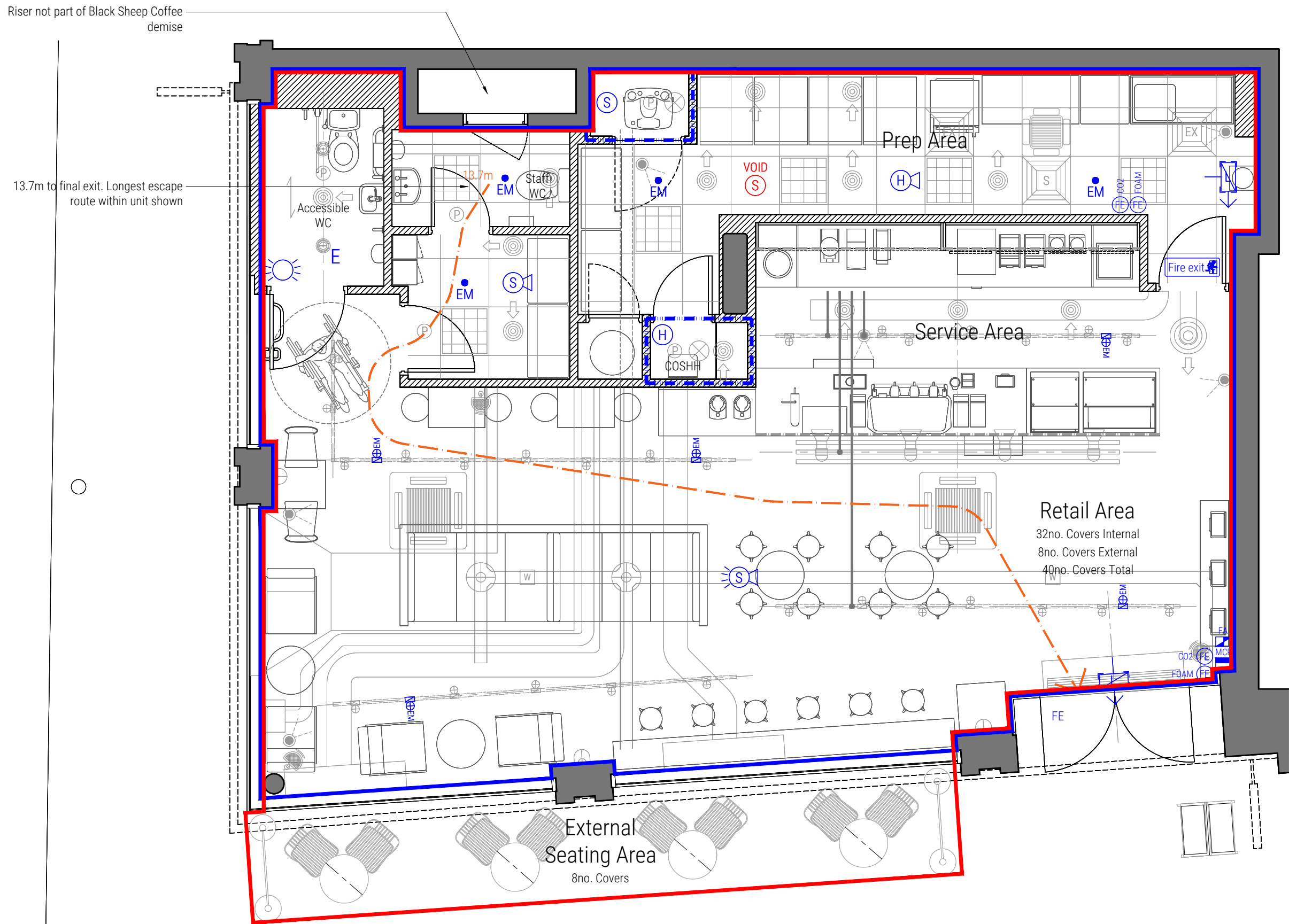
-  FE Final Exit to open air
-  Fire exit Self adhesive, glow in the dark rigid plastic fire exit signs of various graphics to highlight escape routes. Final locations and graphics to suit Building Control Officers requirements and recommendations
-  5.0m Example escape route and distance
-  30 minute minimum rated fire protected enclosure

### Licensing Legend

-  Indicates area to be used for licensable activities
-  Indicates extents of site boundary

NOTE: All Fire Safety features comply fully with the relevant British Standards and Building Control regulations. Details are set out in the premises Fire Risk Assessment

SMARTS PLACE



HIGH HOLBORN

## Proposed Licensing Plan

DO NOT SCALE FROM THIS DRAWING. THE AUTHOR OF THIS DRAWING TAKES NO RESPONSIBILITY FOR ANY DIMENSIONS OBTAINED BY MEASURING OR SCALING FROM THIS DRAWING AND NO RELIANCE MAY BE PLACED ON SUCH DIMENSIONS. ALL DIMENSIONS MUST BE CHECKED AND VERIFIED ON SITE BY THE CONTRACTOR BEFORE COMMENCING ANY WORK OR PRODUCING DRAWINGS. RML ARCHITECTURE MUST BE NOTIFIED IMMEDIATELY OF ANY ERRORS OR DISCREPANCIES PRIOR TO THE COMMENCEMENT OF WORK.

THIS DRAWING IS TO BE READ IN CONJUNCTION WITH ALL OTHER RELEVANT CONTRACT DRAWINGS, SCHEDULES AND SPECIFICATIONS.

THIS DRAWING AND ALL INFORMATION CONTAINED WITHIN IS THE SOLE PROPERTY OF RML ARCHITECTURE LTD AND MAY NOT BE REPRODUCED IN WHOLE OR PART WITHOUT WRITTEN PERMISSION FROM RML ARCHITECTURE LTD.

REV	DESCRIPTION	DATE	BY
-	-	-	-

0mm 100mm

PRINTED SIZE @ A1

CLIENT



PROJECT

BLACK SHEEP COFFEE SMARTS PLACE  
ONE SMART'S PLACE  
182-184 HIGH HOLBORN  
LONDON. WC2B 4DE

DRAWING TITLE

PROPOSED LICENSING PLAN

PROJECT NUMBER

9532

DATE

JUNE '22

SCALE

1:50 @ A1 / 1:100 @ A3

DRAWN BY

RML

DRAWING NUMBER

9532 -108

REVISION

-

DRAWING STATUS

CONSTRUCTION

RMLArchitecture

FREEDOM WORKS CREATIVE HUB,  
UNIT 7 HOVE BUSINESS CENTRE,  
HOVE. BN3 6HA