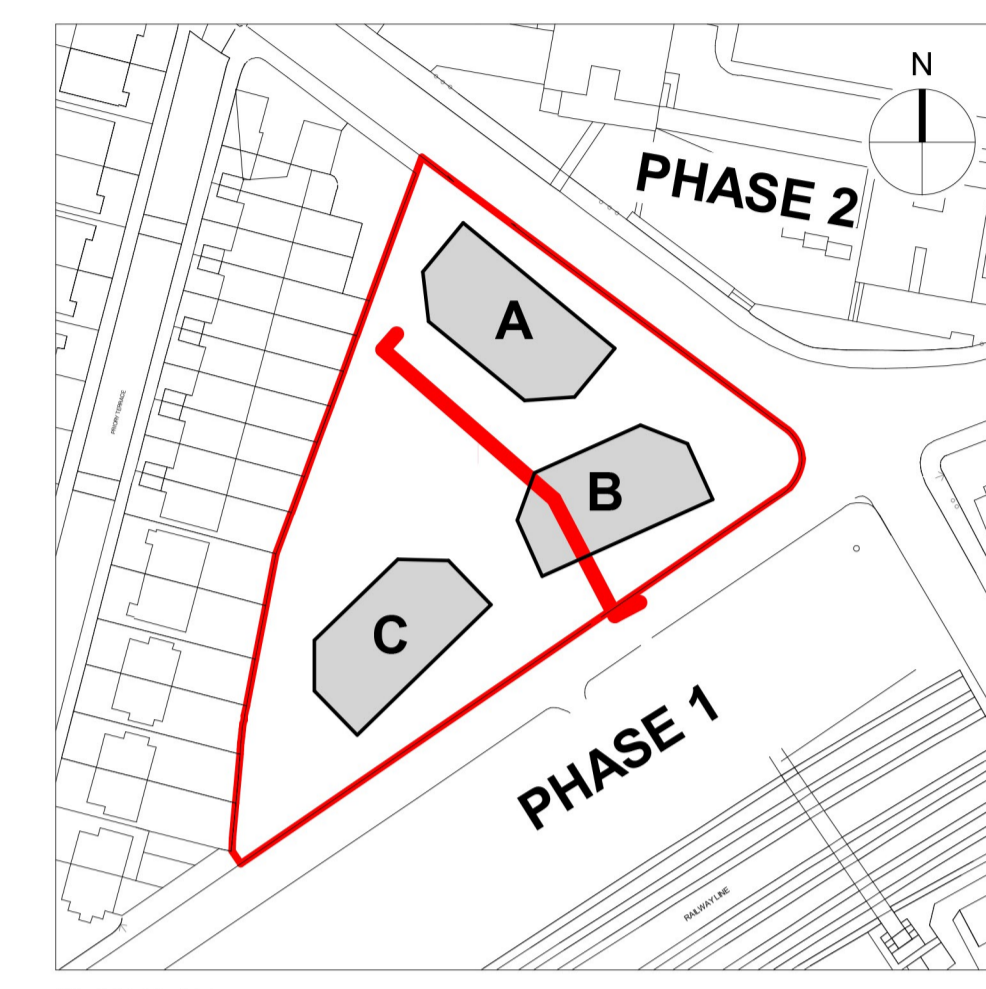
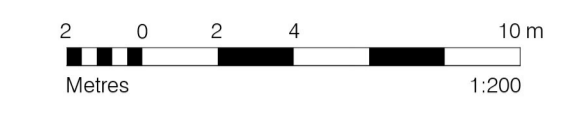


**GENERAL NOTES:**  
 This drawing is © 2019 Pollard Thomas Edwards LLP (PTE).  
 Use figured dimensions only. **DO NOT SCALE.**  
 All dimensions are in millimetres unless noted otherwise.  
 This drawing must be read in conjunction with all other relevant drawings and specifications from the Architect and other consultants.  
 If in doubt, ask.

**SETTING OUT NOTES:**  
 All setting out to be confirmed on site prior to construction - any discrepancy must be immediately reported to the Architect.  
 All setting out to face of structure or to grid. All partitions set out to studwork or structure.  
 For setting out and specification of M&E services refer to M&E Consultants documents.  
 For setting out and specification of structure refer to Structural Engineer's documents.




KEY PLAN



rev.	date	description	drawn	checked
-	27.04.22	Issued for Planning Submission	SK	HJ

**PLANNING**

Diespeker Wharf  
 38 Graham Street  
 London N1 8JX  
 020 7336 7777  
 forename.surname@ptea.co.uk  
 @ptearchitects  
 www.pollardthomasedwards.co.uk



project	job number	drawn	scale	date created
Abbey Area Phase 3	19-049	SK	As indicated@A1	Apr'22

drawing title	revision number	revision	submittal
Proposed Courtyard 2 Elevation	ARR- PTE- ZZ-ZZ-DR-A-10362	-	-