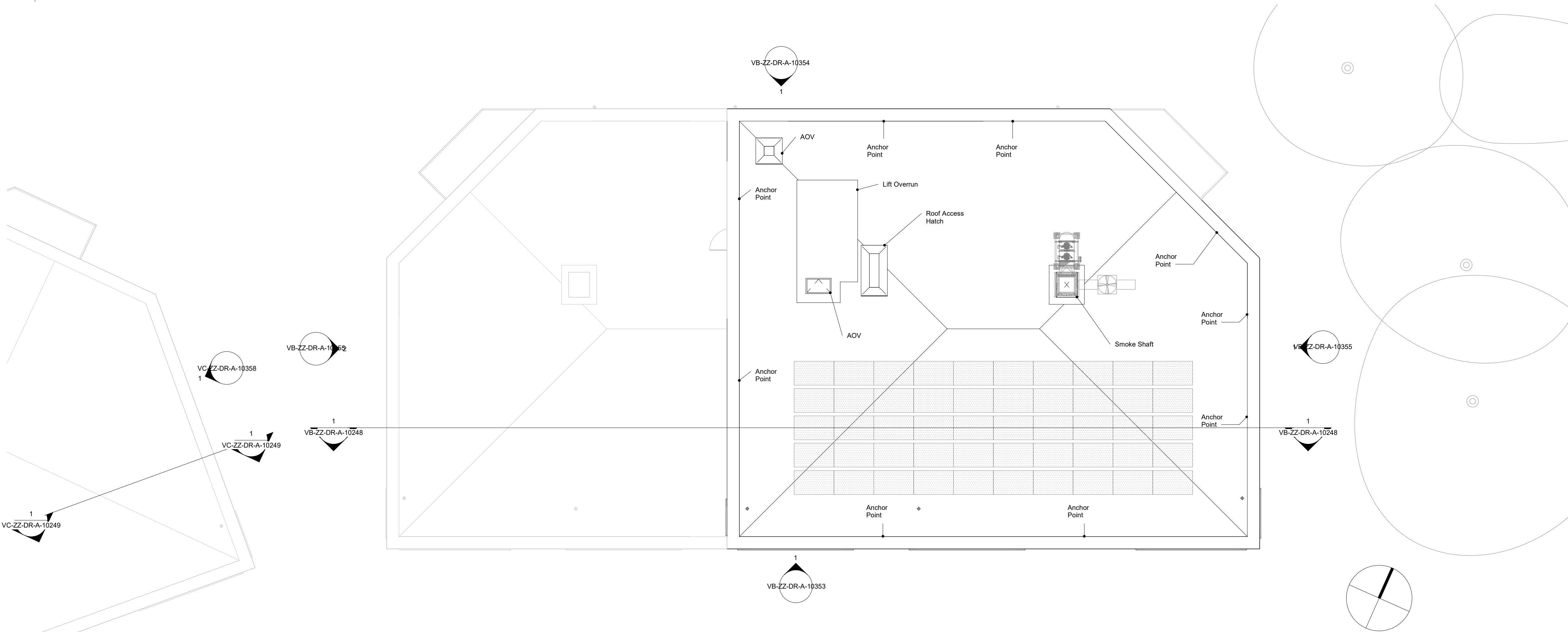


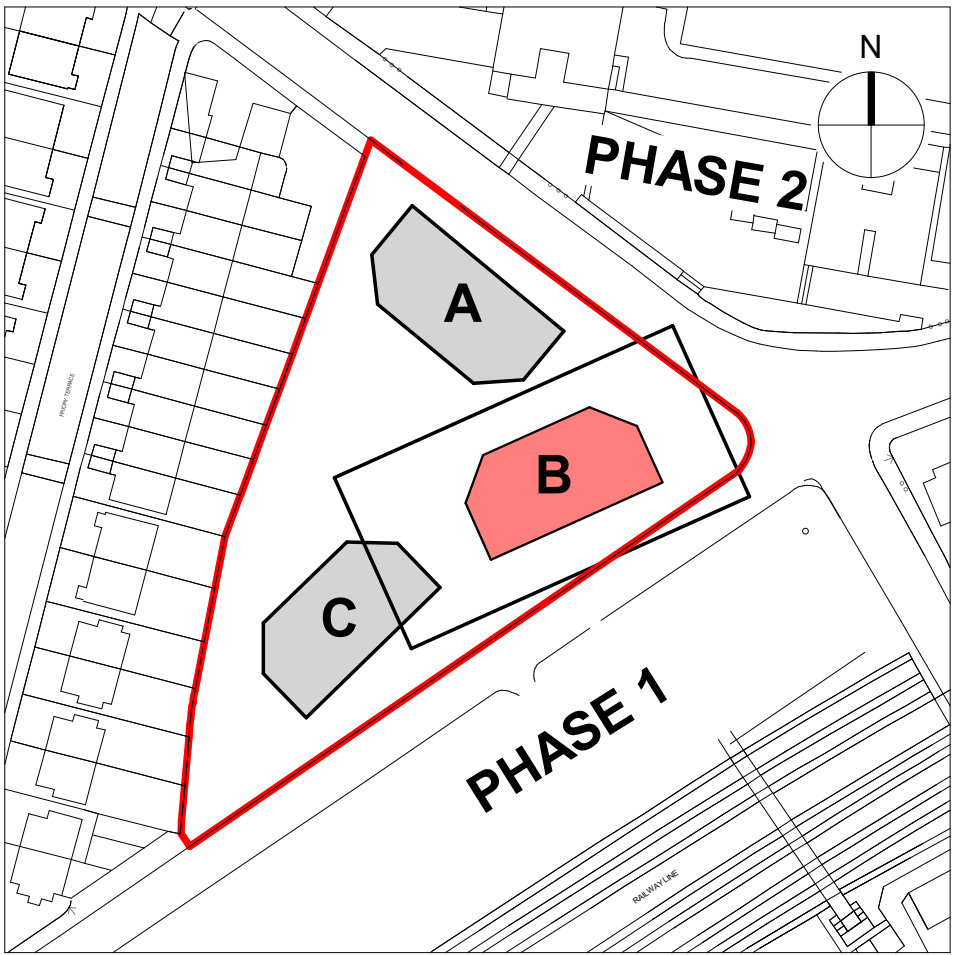
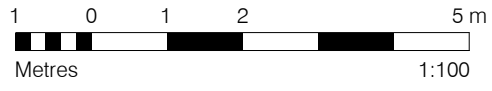
1 AA. 07 - Seventh Floor to Tenth Floor Plan- 1_100
Scale: 1 : 100



2 AA. 11 - Roof Plan- 1_100
Scale: 1 : 100

GENERAL NOTES:
This drawing is © 2019 Pollard Thomas Edwards LLP (PTE).
Use figured dimensions only. **DO NOT SCALE.**
All dimensions are in millimetres unless noted otherwise.
This drawing must be read in conjunction with all other relevant drawings and specifications from the Architect and other consultants.
If in doubt, ask.

SETTING OUT NOTES:
All setting out to be confirmed on site prior to construction - any discrepancy must be immediately reported to the Architect.
All partitions set out to studwork or structure.
For setting out and specification of M&E services refer to M&E Consultants documents.
For setting out and specification of structure refer to Structural Engineer's documents.



KEY PLAN

KEY
- Planning Application Boundary line

rev.	date	description	drawn	audited
-	27.04.22	Issued for Planning Submission	SK	HJ

PLANNING

Diespeker Wharf
38 Graham Street
London N1 8JX
020 7336 7777
forename.surname@ptea.co.uk
@ptearchitects
www.pollardthomasedwards.co.uk

**Pollard
Thomas
Edwards**

project	job number	drawn	scale	date created
Abbey Area Phase 3	19-049	SK	As indicated@A1	Apr'22
drawing title	drawing number	revision	submittal	
Proposed Block B Plans - Seventh to Tenth Floor & Roof	ARR- PTE- VB-ZZ-DR-A-10144	-		