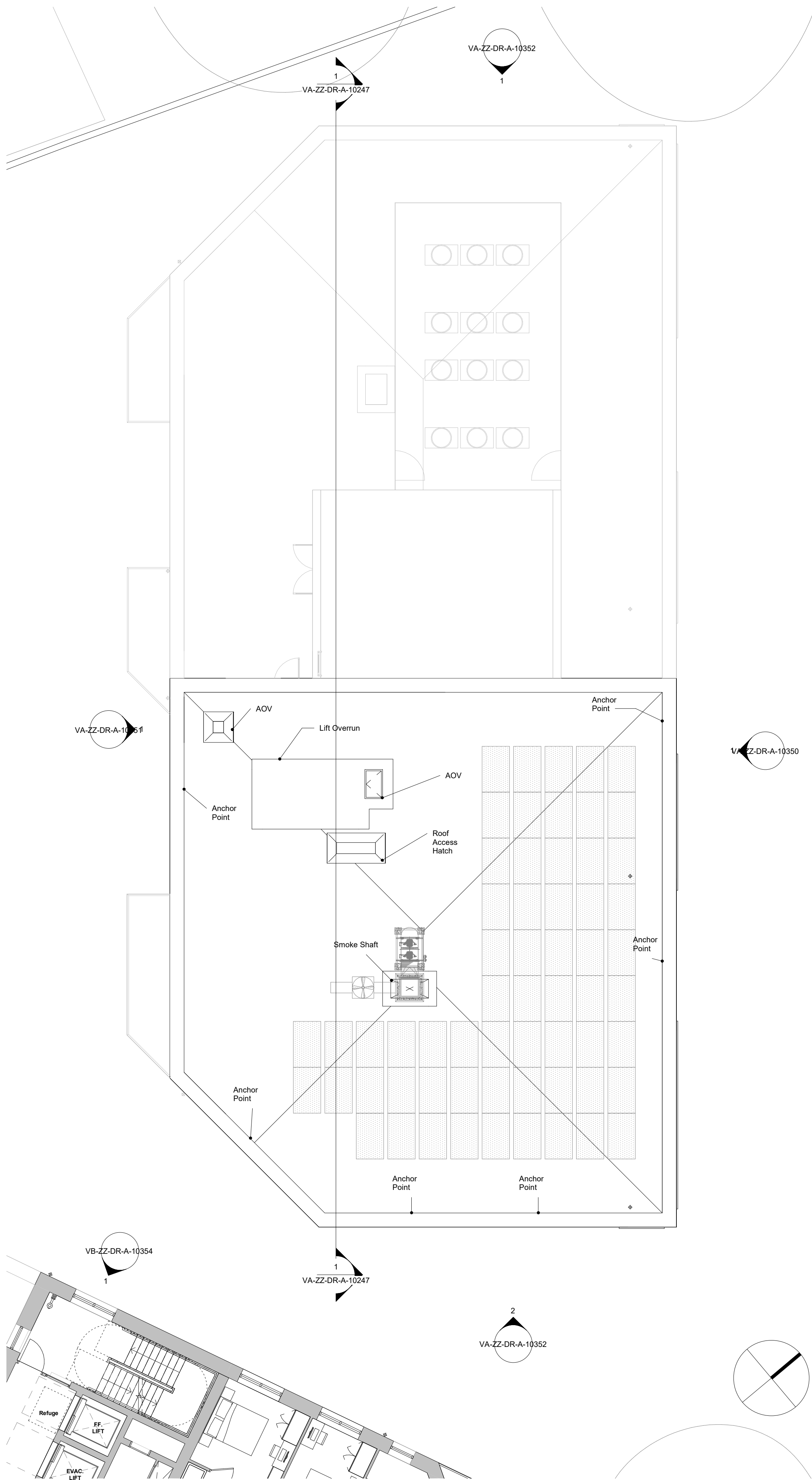


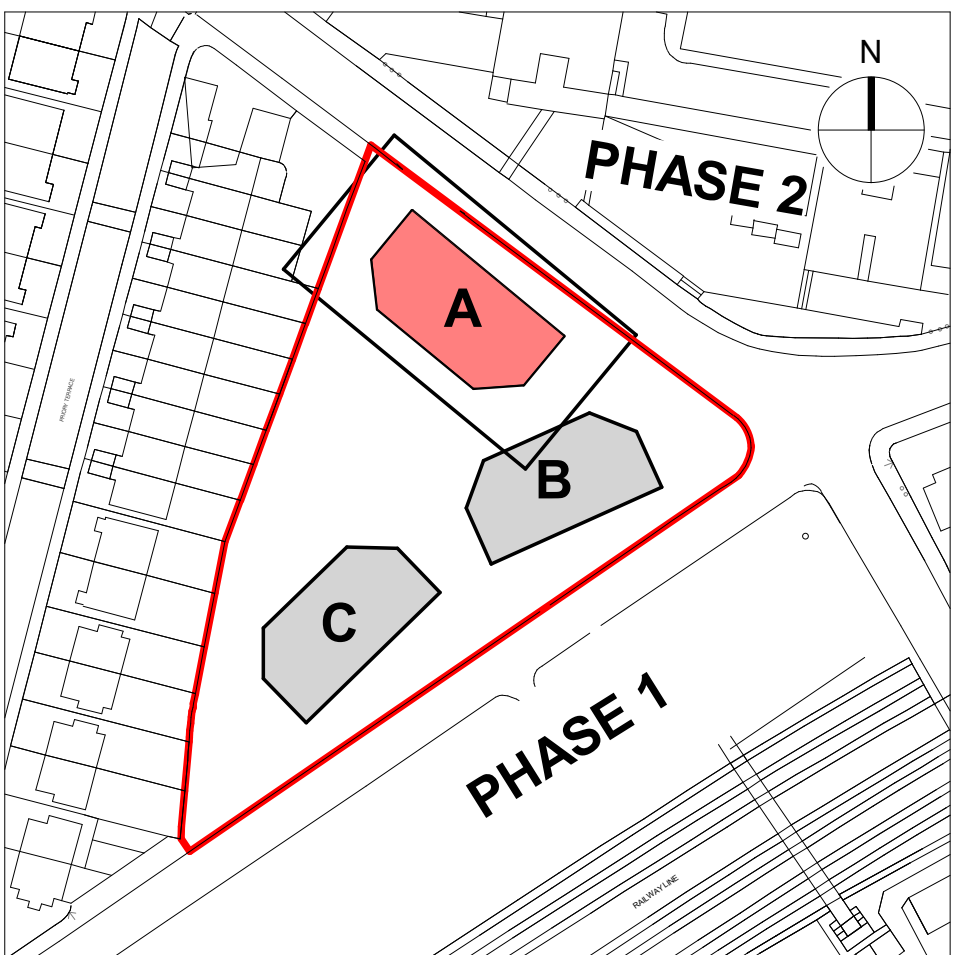
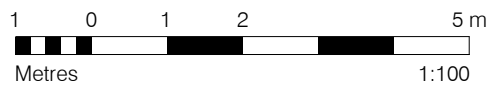
1 AA. 06 - Sixth Floor to Eighth Floor Plan- 1_100
Scale: 1 : 100



2 AA. 09 - Roof Plan - 1_100
Scale: 1 : 100

GENERAL NOTES:
This drawing is © 2019 Pollard Thomas Edwards LLP (PTE).
Use figured dimensions only. **DO NOT SCALE.**
All dimensions are in millimetres unless noted otherwise.
This drawing must be read in conjunction with all other relevant drawings and specifications from the Architect and other consultants.
If in doubt, ask.

SETTING OUT NOTES:
All setting out to be confirmed on site prior to construction - any discrepancy must be immediately reported to the Architect.
All partitions set out to studwork or structure.
For setting out and specification of M&E services refer to M&E Consultants documents.
For setting out and specification of structure refer to Structural Engineer's documents.



KEY PLAN

KEY
- Planning Application Boundary line

| | | | | |
|---|------|-------------|-------|---------|
| 27.04.22 Issued for Planning Submission | | | SK | HJ |
| rev. | date | description | drawn | audited |
| drawing status | | | | |

PLANNING

Diespeker Wharf
38 Graham Street
London N1 8JX
020 7336 7777
forename.surname@ptea.co.uk
@ptearchitects
www.pollardthomasedwards.co.uk

**Pollard
Thomas
Edwards**

| | | | | |
|--|----------------------------|----------|-----------------|--------------|
| project | job number | drawn | scale | date created |
| Abbey Area Phase 3 | 19-049 | SK | As indicated@A1 | Apr'22 |
| drawing title | drawing number | revision | submittal | |
| Proposed Block A Plans - Sixth to Eighth Floor & Roof | ARR- PTE- VA-ZZ-DR-A-10142 | | | |