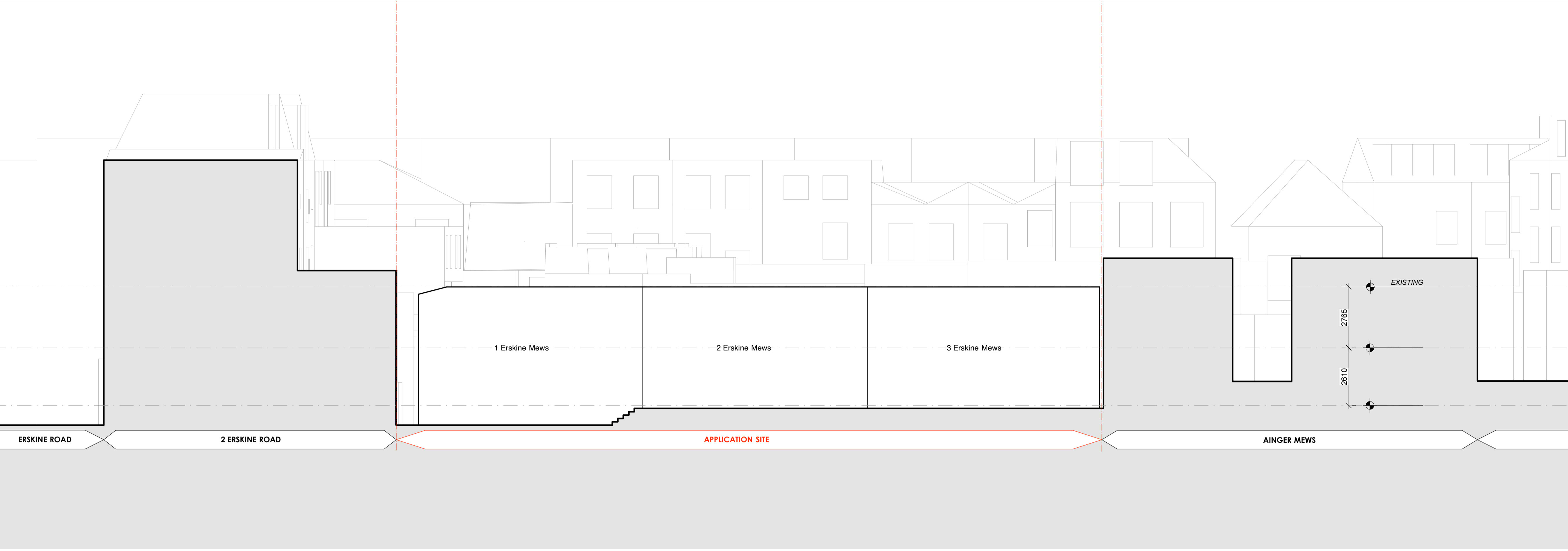


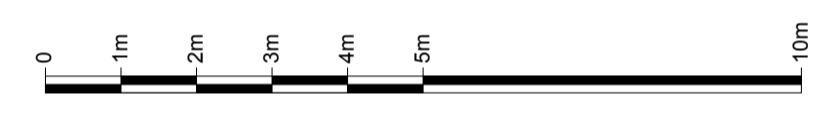
Information contained within this drawing is the sole copyright of 21st Architecture Ltd. and is not to be reproduced without express permission. No implied licence exists. This drawing not to be used for land transfer or valuation purposes. Do not scale from this drawing. All dimensions & levels are to be checked on site by the contractor. Issued for purposes indicated only. Drawing errors and omissions to be reported to the architect.

Notes
 Setting out and all G.A. drawings prepared from survey information provided by others.
 All setting out must be checked on site
 All levels must be checked on site and refer to Ordnance Datum Newlyn unless alternative Datum given
 All fixings and weathersings must be checked on site
 All dimensions must be checked on site
 This drawing must not be scaled
 This drawing must be read in conjunction with the relevant specification clauses
 This drawing must not be used for land transfer purposes
 This drawing must not be used on site unless issued for construction

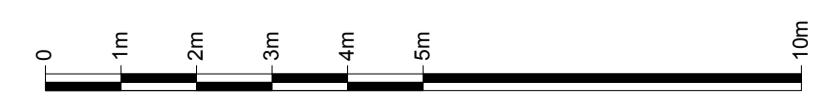
WARNING TO HOME BUYERS
 Property Misdescriptions Act 1991
 Buyers are warned that this is a working drawing and not intended to be treated as descriptive material describing in relation to any particular property or development. Any of the specified matters prescribed by any order and under the above act. The contents of this drawing may be subject to change at any time and alterations and variations can occur, during the progress of the works without revision of the drawing. Consequently the layout, form, content and dimensions of the finished construction may differ materially from those shown. Nor do the contents of this drawing constitute a contract, part of any contract or warranty.



01 Existing Internal Elevation West
 EE.03 1:100 @ A1 | 1:200 @ A3



02 Existing Internal Elevation East
 EE.03 1:100 @ A1 | 1:200 @ A3



18.05.22 Issued for Planning



Twenty First Architecture Ltd.
 314 Goswell Road,
 London,
 EC1V 7AF
 Tel: +44(0)20 7992 0252
 www.21starchitecture.com

Client
 Project
 1,2,3 & 5 Erskine Mews
 London, NW3 3AP

Drawing Title
 Existing General Arrangement Elevations
 Internal West Elevation
 Internal East Elevation

Status	Planning	Drawn	RK	Checked	PK
Scale	1:100 @ A1, 1:200 @ A3	Date	April 2022		
Drwg. No.	308_EE_03	Revision	★		