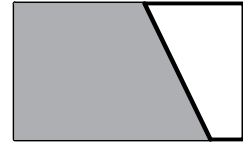

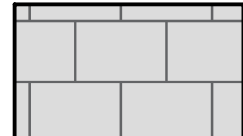


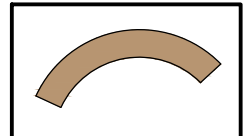
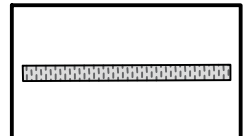
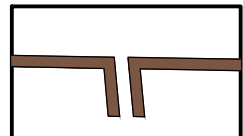
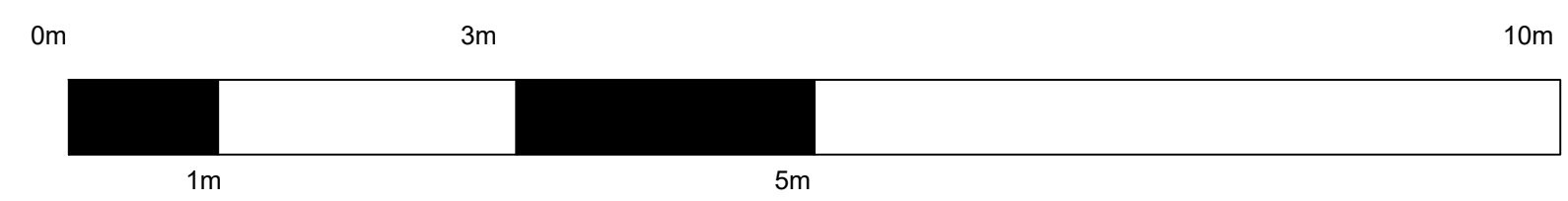


LANDSCAPE KEY

-  PROPOSED BUILDING LINE
-  PROPOSED TREE
See drawing no. 061069-EN-XX-00-DR-L-702 for details
-  LIMESTONE PAVING
Supplier: London Stone
Product: Jura Beige 600x900mm
-  DECORATIVE AGGREGATE
Supplier: CED Stone
Product: Flat Beige Pebbles 40-20mm
-  APPLICATION BOUNDARY
-  TIMBER COMMUNAL SEATING
Supplier: Woodscape
Product: Type 2 Backless, Bespoke radius
-  THRESHOLD DRAIN
Supplier: ACO
Product: Threshold drain-Silver aluminium grating
-  WOODBLOCK MODULAR WOODEN PLANTER
See drawing no. 061069-EN-XX-00-DR-L-603 for details



P02 28.05.2022 Raised planters by entrance gate, LB
P01 Initial Issue
revision / date / description / drawn

Gloucester House,
399 Silbury Boulevard,
Milton Keynes,
Duckinghamshire
MK9 2AH
T 01908 303701
W www.enplan.net



client
Brooks Murray Architects

project scale
51 Calthorpe Street 1.50 @ A1
WC1X 0HH
date
MAY 2022

title drawn
HARD LANDSCAPE LB
GROUND FLOOR checked
DC

drawing number revision
061069-EN-XX-00-DR-L-502 P02

issue
S4 - Suitable for Construction Approval
DO NOT SCALE FROM THIS DWG | DRAWING SUBJECT TO COPYRIGHTS