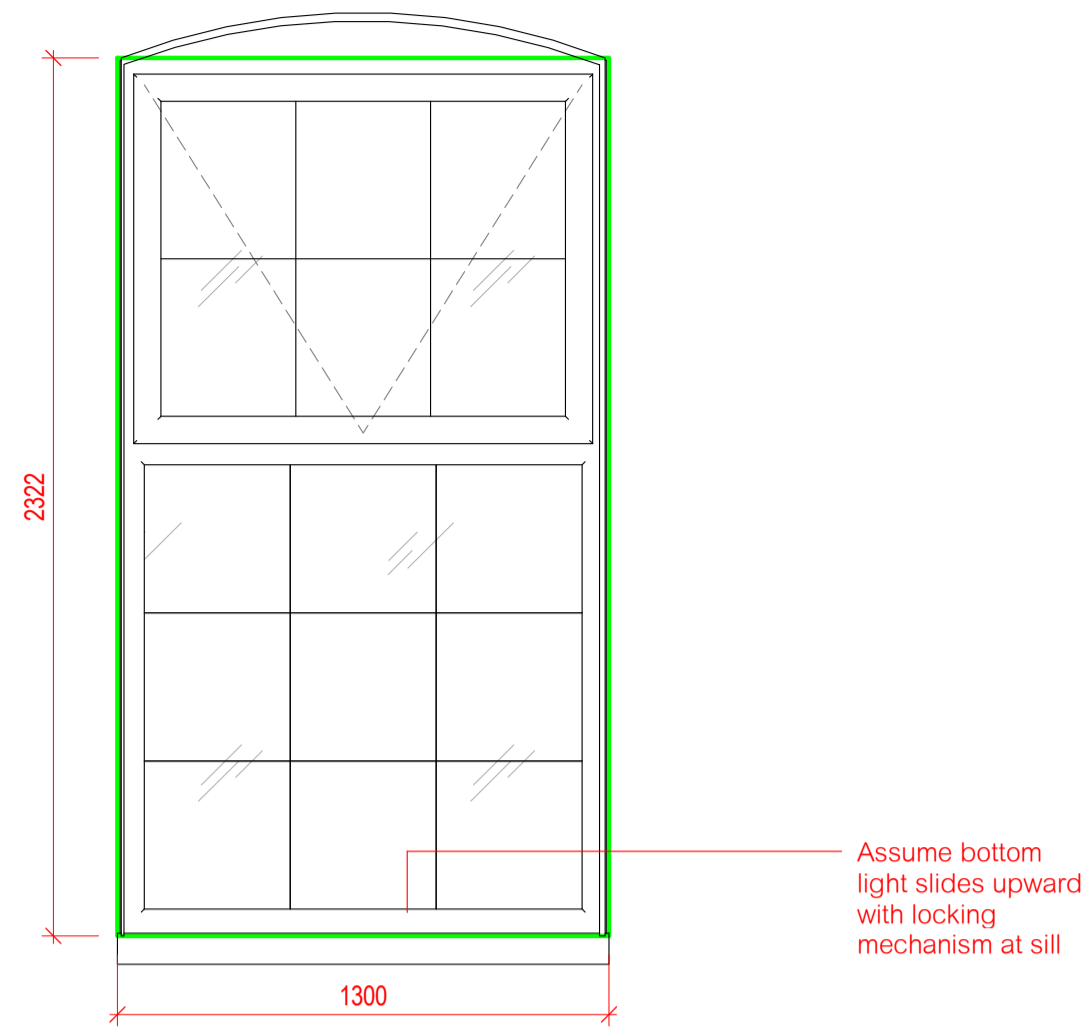
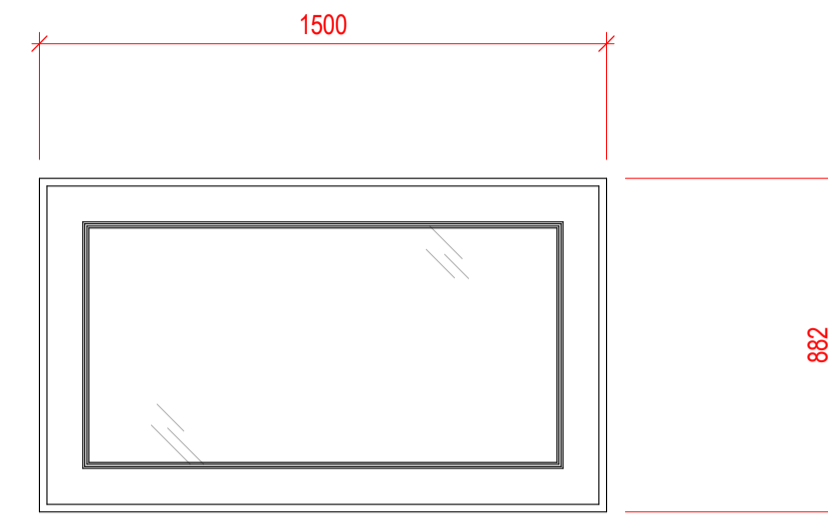
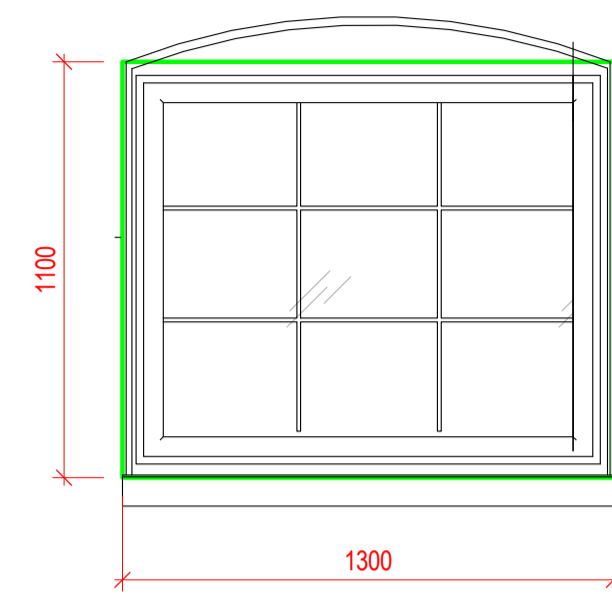


ALL SIZES TO BE CONFIRMED ON SITE



ALL SIZES TO BE CONFIRMED ON SITE



WT01 - Replacement Timber Sash Window						
Window Type	Manufacturer	Structural Opening Size		Model	U-Value	Finish
		SO Width	SO Height			
WT01	TBC	1300	2322	Bespoke Replacement Timber Sash	1.4	RAL9010
Total: 3						

WT02 - Replacement Timber Sash Window						
Window Type	Manufacturer	Structural Opening Size		Model	U-Value	Finish
		SO Width	SO Height			
WT02	TBC	1300	1100	Bespoke Replacement Timber Sash	1.4	RAL9010
Total: 1						

RF01 - Roof Light					
Window Type	Manufacturer	Structural Opening Size		Model	Finish
		SO Width	SO Height		
RF01	TBC	882	1500	TBC	
Total: 12					

Windows

- Refer to architect's general arrangement & elevation drawings for window locations and handing. Lines indicating opening in elevations point to the hinge side.
- Dimensions are structural opening dimensions. **CONTRACTOR TO CHECK ALL SITE DIMENSIONS PRIOR TO ORDERING.** All windows to be sized to allow for installation and building tolerances.
- Except for AOV and egress windows, windows shall be fitted with a lockable security restrictor (without push button) to allow the windows to be opened a minimum of 75mm and to prevent the windows being opened more than 100mm. It should not be possible to operate the security restrictor from outside of window.
- Ironmongery to be to the Employers approval. Handles to incorporate window locks (key operated) to lock the window in the closed and night vent positions. Push button will not be acceptable. Ironmongery to wheelchair units require specialist handles. Extension poles not acceptable. Refer to adaptability schedule for requirements (if any) to wheelchair adaptable units.
- Allow for obscure/opaque glazing units to bathrooms, shower rooms WC's and Kitchen where worktop passes in front of glazing.
- Window boards shall be moisture resistant, MDF with a bull nosed exposed edge.
- Glazing throughout is to be hermetically sealed double/triple glazed, laminated/toughened glass units with internal glazing beads. To be factory glazed and finished where practical. Internally beaded.
- Refer to fire strategy drawings for locations of fire rated glazing.

TRICKLE VENTS: required as per M&E design and building regulations.

SAFETY GLASS: 6.4mm Laminated glass outer pane to all ground floor windows, with 6mm inner toughened pane if glazing is less than 800mm from finished floor level. All glazed elements within 800mm of FFL to have safety glass.

SBD: Ground floor and podium accessible windows and doors to be to PAS 24:2012. Windows must also meet BS 644 and be fixed to surrounding structure at a max 600mm centres, with a min 2No. fixings per side. SBD windows to include 6.4mm laminated outer pane.

Window and Door units to achieve:

- PAS 24:2012, or
- STS 204 Issue 3:2012, or
- LPS 1175 Issue 7:2010 SR 1, or
- LPS 2081 Issue 1:2014SR A.

CLEANING: Manufacturer to ensure all external glazing is in accordance with approved window cleaning strategy, and in accordance with BS-8213 and all other relevant codes of practice.

ACOUSTIC: Window and door acoustic performance to specialist report.

AIR TIGHTNESS: All windows and doors to be draught sealed and of adequate specification to achieve the required air permeability rating.

CONTROLS: to be not more than 1200mm from FFL.

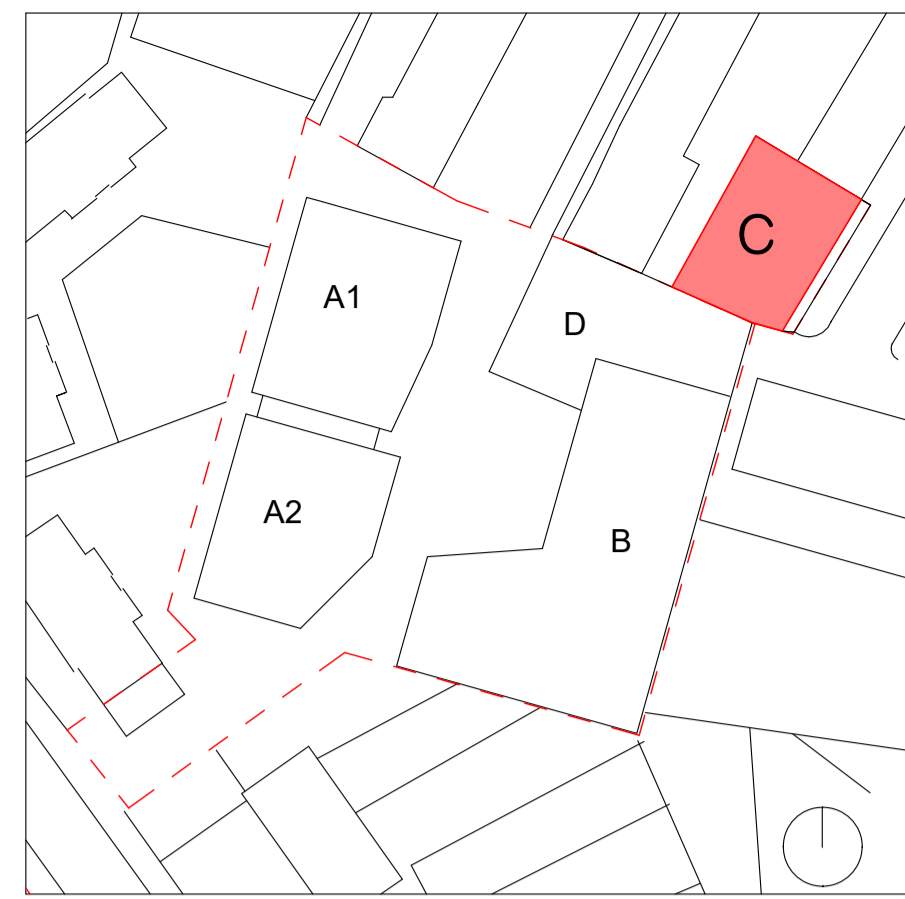
Glazing

- Safety glass

Refer to schedule for laminated glass requirements for SBD.

Top of transom below openable casement and tilt & turn to be no lower than 800mm above FFL.

Please note that window elevations shown are the elevation of the outside face of the window.



Key Plan

Revision	Date	Revised by	Construction Issue
C02	18/02/22		Construction Issue: Rooflights Above noted with dashed line
P2	07/12/21		External Window Amendment as per Farrans Comments
C01	10/08/21	PG	Construction Issue
P1	08/06/21	PG	First Issue

Revision History

hunters

Space One Beardon Road
London W8 0EA

T 020 8237 8200
m@hunters.co.uk
www.hunters.co.uk

FARRANS

Camden

Doran
CONSULTING

Camlins
simple mckillop

Harvey

HNCC

25 Bertram Street,
Highgate,
London,
N19 5DQ

BLOCK C - WINDOW TYPES

Status:

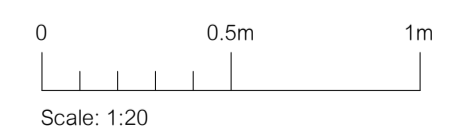
hunters project number:	client project number:	scale:	drawn by:	checked by:
M9920	HNCC	1:20 @ A1	CR	PG

drawing title:

HNCC HUN- 07- ZZ- DR- A- 54-71000

revision:	date:	revised by:
C02	18/02/22	

Construction Issue: Rooflights Above noted with dashed line



All drawings are to be printed in colour.

model ref: C:\Revit Local\HNCC\HUN-ZZ-54-A-XX-0001_c_rooney\ALW3X.rvt

Use figured dimensions only. All levels and dimensions to be checked on site. This drawing is to be read in conjunction with all other relevant drawings and specifications. Hunters is a trading name of Hunter & Partners Limited. © Hunter & Partners Limited. All rights reserved.