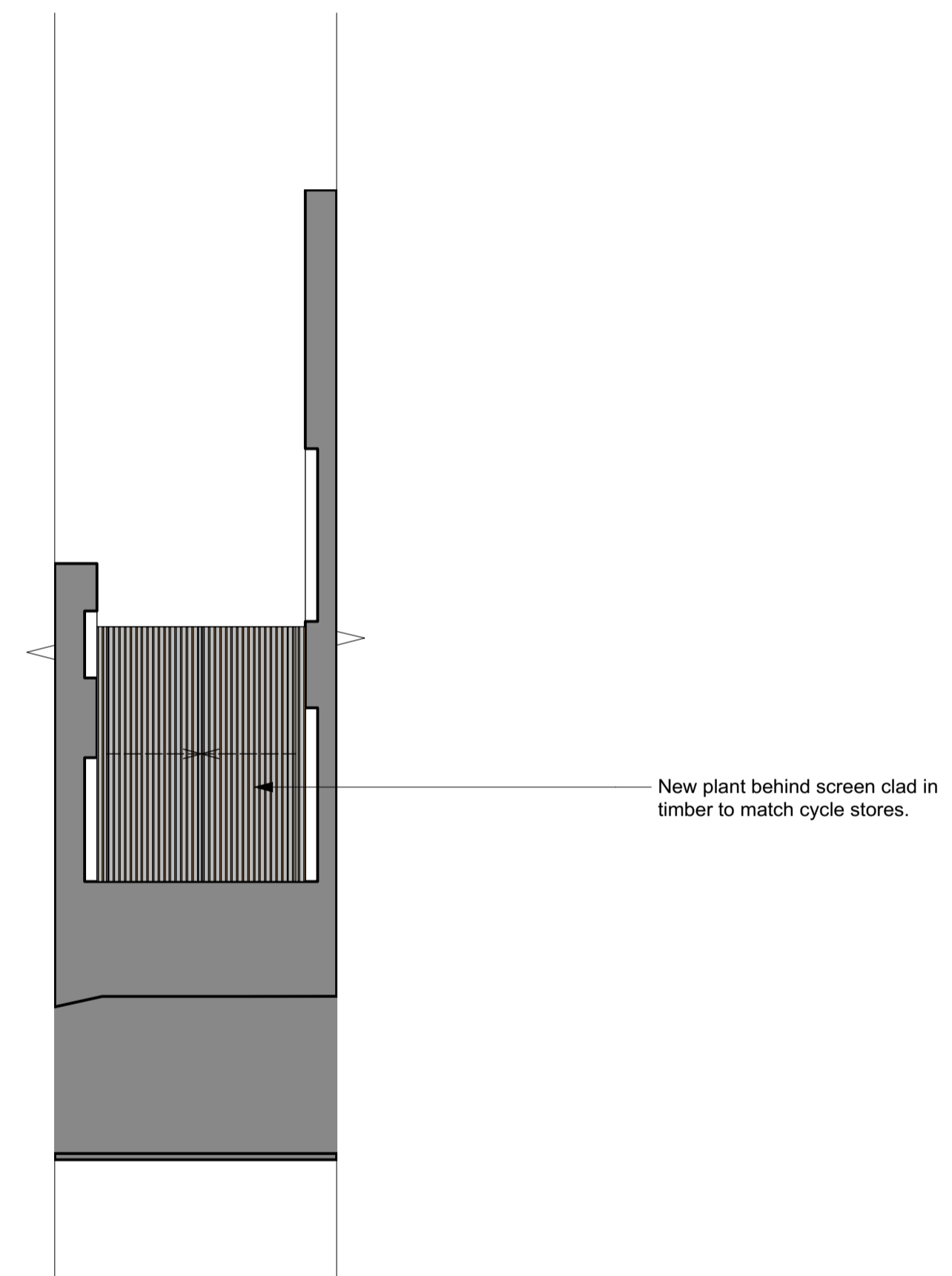
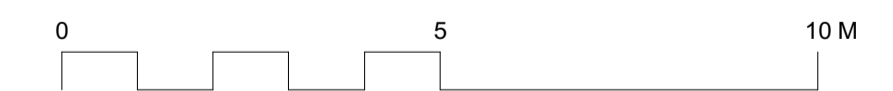




1 Proposed Elevation - West (Courtyard)
Scale: 1:100



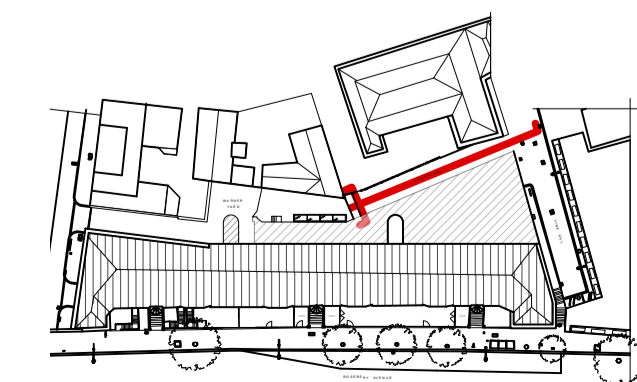
2 Proposed Elevation - North (Courtyard)
Scale: 1:100



DRAWING NOTES:
 All dimensions to be checked on site prior to commencement of any works, and/or preparation of any shop drawings.
 Sizes of and dimensions to any structural elements are indicative only. See structural engineers drawings for actual sizes/dimensions.
 Sizes of and dimensions to any service elements are indicative only. See service engineers drawings for actual sizes and dimensions.
 This drawing to be read in conjunction with all other Architect's drawings, specifications and other Consultants' information.
 All proprietary systems shown on this drawing are to be installed strictly in accordance with the Manufacturers/Suppliers recommended details.
 Any discrepancies between information shown on this drawing and any other contract information or manufacturers/suppliers recommendations is to be brought to the attention of the Architect.
 DO NOT SCALE FROM THIS DRAWING.

DRAWING NOTES:

Proposed Drawing



P2 For S73	For Planning	13/12/2021	DRAWING	PROPOSED ELEVATIONS Courtyard Elevations		Buckley Gray Yeoman Studio 4.04 The Tea Building 56 Shoreditch High Street London E1 6JJ T: 020 7033 9913
			SCALE	1:100 @ A1 (1:200 @ A3)	DRAWING FILE REF	
P1	For Planning	05/03/2021	DATE	March 2021	DRAWN BY	WH
			DWG No.	1134_PL-GE-03	REVISION	P2
STATUS			REVISION	DATE	DRAWING STATUS	PROJECT
					PLANNING	22-26 Vine Hill

Information contained on this drawing is the sole copyright of Buckley Gray Yeoman and is not to be reproduced without their permission.