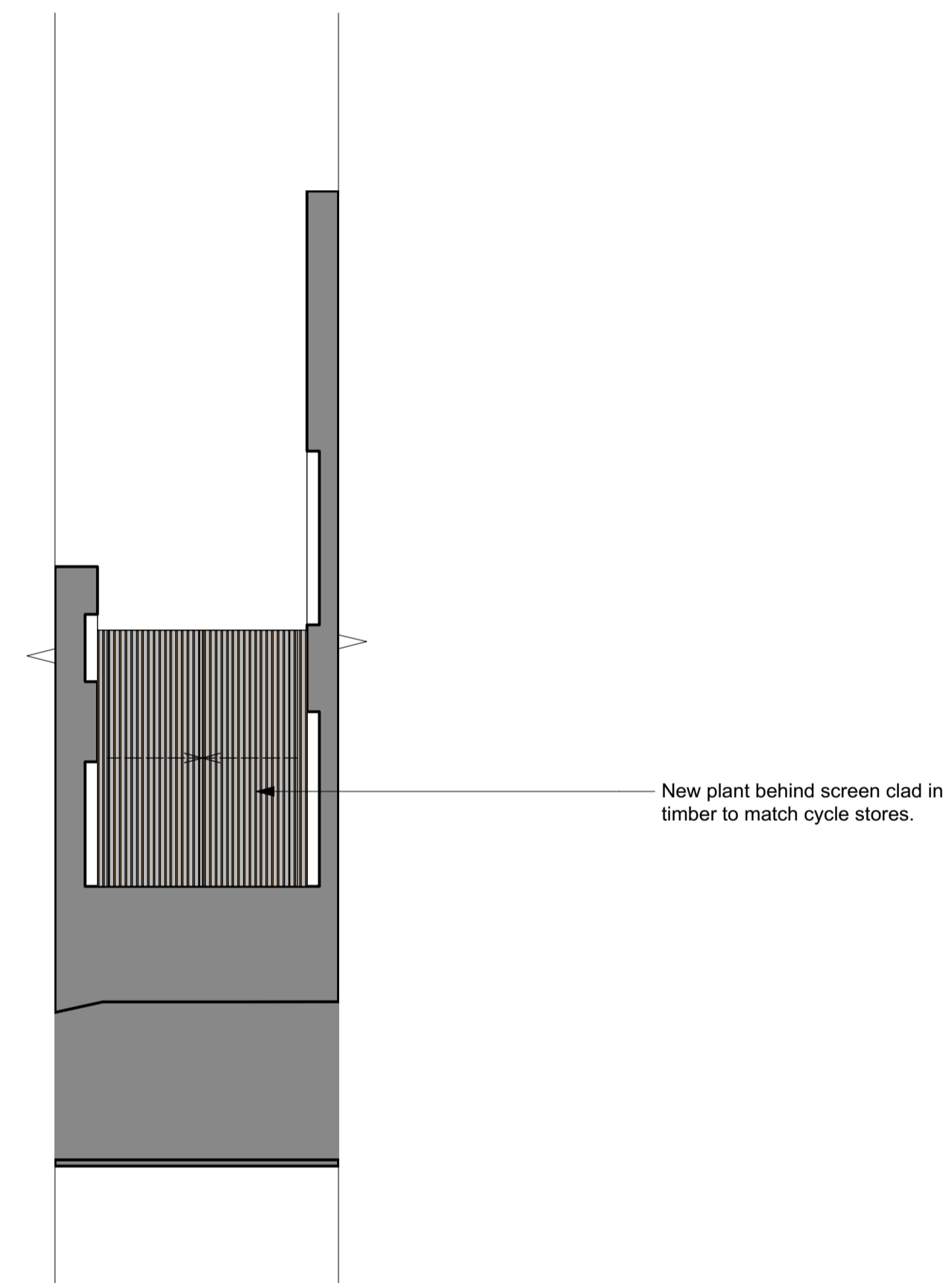
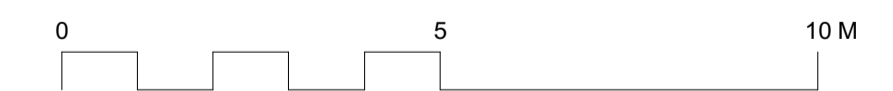




1 Proposed Elevation - West (Courtyard)  
Scale: 1:100

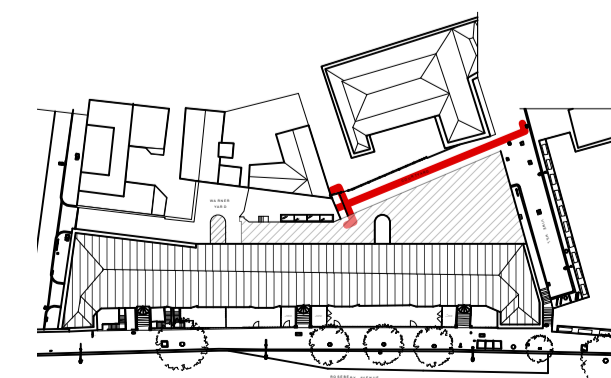


2 Proposed Elevation - North (Courtyard)  
Scale: 1:100



**DRAWING NOTES:**  
 All dimensions to be checked on site prior to commencement of any works, and/or preparation of any shop drawings.  
 Sizes of and dimensions to any structural elements are indicative only. See structural engineers drawings for actual sizes/dimensions.  
 Sizes of and dimensions to any service elements are indicative only. See service engineers drawings for actual sizes and dimensions.  
 This drawing to be read in conjunction with all other Architect's drawings, specifications and other Consultants' information.  
 All proprietary systems shown on this drawing are to be installed strictly in accordance with the Manufacturers/Suppliers recommended details.  
 Any discrepancies between information shown on this drawing and any other contract information or manufacturers/suppliers recommendations is to be brought to the attention of the Architect.  
 DO NOT SCALE FROM THIS DRAWING.

**DRAWING NOTES:**  
**MARK-UP**



P2 For S73	For Planning	13/12/2021	DRAWING STATUS		CLIENT
			P1	05/03/2021	
STATUS REVISION		DATE	DRAWING FILE REF		PROJECT
			1134_PL-GE-03		
			SCALE	1:100 @ A1 (1:200 @ A3)	Buckley Gray Yeoman Studio 4.04 The Tea Building 56 Shoreditch High Street London E1 6JJ T: 020 7033 9913
			DATE	March 2021	
			DRAWN BY	WH	
			REVISION	P2	