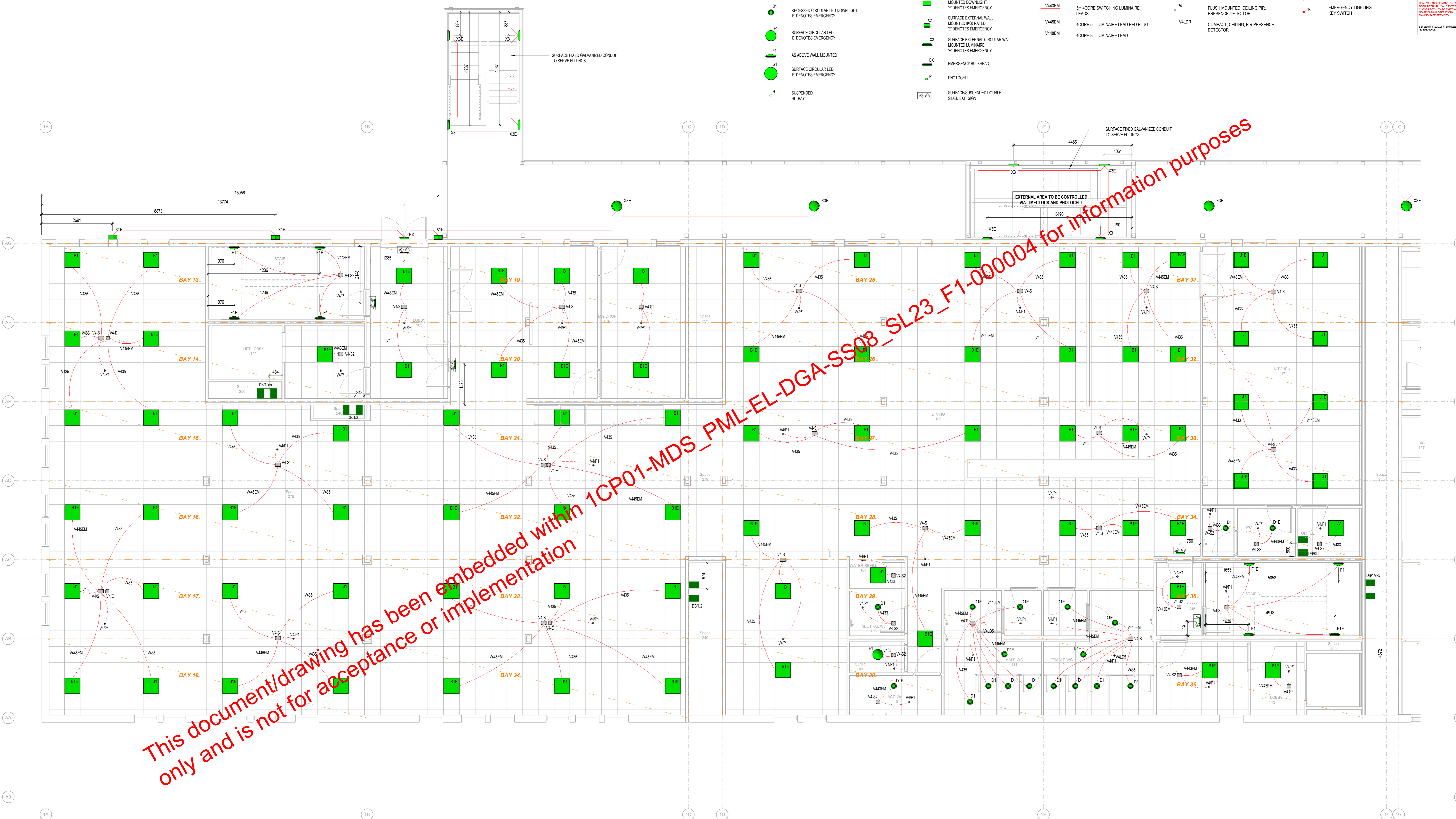


LEGEND

- A*** 600 x 600 RECESSED LED PANEL
"REFER TO LUMINAIRE SCHEDULE"
"D" DENOTES DIMMABLE
"S" DENOTES SUSPENDED
"E" DENOTES EMERGENCY
- B*** 600 x 600 RECESSED LED PANEL
"REFER TO LUMINAIRE SCHEDULE"
"D" DENOTES DIMMABLE
"S" DENOTES SUSPENDED
"E" DENOTES EMERGENCY
- C*** SURFACE/SUSPENDED IP65 LED BATTEN
"REFER TO LUMINAIRE SCHEDULE"
"D" DENOTES DIMMABLE
"E" DENOTES EMERGENCY
- D1** RECESSED CIRCULAR LED DOWNLIGHT
"E" DENOTES EMERGENCY
- F1** SURFACE CIRCULAR LED
"E" DENOTES EMERGENCY
- F1** AS ABOVE WALL MOUNTED
- G1** SURFACE CIRCULAR LED
"E" DENOTES EMERGENCY
- H** SUSPENDED HI-BAY
- J1** IP65 600x600 RECESSED LED PANEL
"D" DENOTES DIMMABLE
"E" DENOTES EMERGENCY
- K*** SUSPENDED LED ACOUSTIC RAFT
"D" DENOTES DIMMABLE
"E" DENOTES EMERGENCY
- TWS** EMERGENCY TWIN SPOT
- X1** SURFACE EXTERNAL WALL MOUNTED DOWNLIGHT
"E" DENOTES EMERGENCY
- X2** SURFACE EXTERNAL WALL MOUNTED KOB RATED
"E" DENOTES EMERGENCY
- X3** SURFACE EXTERNAL CIRCULAR WALL MOUNTED LUMINAIRE
"E" DENOTES EMERGENCY
- EX** EMERGENCY BULKHEAD
- P** PHOTOCELL
- SA** SURFACE/SUSPENDED DOUBLE SIDED EXIT SIGN
- V4P1** PIR PRESENCE DETECTOR
- V4-S2** LCM 4 POLE, 2 OUTPUTS
- V4-S** LCM 4 POLE, 4 OUTPUTS
- V4-E** LCM 4 POLE, 4 OUTPUTS
- PCMS** RJ45 PATCH CORD
- V7/P1** CEILING MOUNTED PIR PRESENCE/ABSENCE DETECTOR
- V433** VITESSE 3m SCORE LUMINAIRE LEAD WHITE FLUG
- V435** VITESSE 3m SCORE LUMINAIRE LEAD WHITE FLUG
- V435EM** 3m 4CORE SWITCHING LUMINAIRE LEADS
- V445EM** 4CORE 5m LUMINAIRE LEAD RED PLUG
- V445EM** 4CORE 8m LUMINAIRE LEAD
- V655** SCORE 5m LUMINAIRE PLUG BLACK/BLUE CODED
- V655EM** SCORE 5m LUMINAIRE LEAD RED
- BV6-S2** LCM 6 POLE, 2 OUTPUTS, BLACK/BLUE CODING
- V7/P1** CEILING MOUNTED PIR PRESENCE/ABSENCE
- V7/P4** CEILING MOUNTED PIR PRESENCE DETECTOR
- V653** SCORE 3m LUMINAIRE LEAD
- P4** FLUSH MOUNTED, CEILING PIR PRESENCE DETECTOR
- V4LDR** COMPACT CEILING PIR PRESENCE DETECTOR
- PCMB** 8m RJ45 PATCH CORD
- V635EM** 6CORE LEAD 3m RED
- V435EM** 3CORE 8m 1.0mm RED LUMINAIRE LEAD
- V4L3** 4 CONNECTION DETECTOR LEADS
- V4LD3** PIR MOVEMENT SENSOR
- V7-MB-DD** VITP7-MB-DD PLUGGABLE DALI LCM
- LS** LIGHT SWITCH
- *DENOTES No. OF GANGS**
- R** RETRACTIVE SWITCH
- K** EMERGENCY LIGHTING KEY SWITCH

SAFETY, HEALTH AND ENVIRONMENT BY DESIGN
 THIS DOCUMENT IS THE PROPERTY OF HS2. IT IS TO BE USED ONLY FOR THE PROJECT AND NOT TO BE REPRODUCED OR TRANSMITTED IN ANY FORM OR BY ANY MEANS, ELECTRONIC OR MECHANICAL, INCLUDING PHOTOCOPYING, RECORDING, OR BY ANY INFORMATION STORAGE AND RETRIEVAL SYSTEM, WITHOUT THE WRITTEN PERMISSION OF HS2. UNAUTHORIZED REPRODUCTION OR TRANSMISSION IS STRICTLY PROHIBITED. HS2 ACCEPTS NO LIABILITY FOR ANY DAMAGE OR LOSS OF PROFITS, BUSINESS, REVENUE OR REPUTATION, OR FOR ANY SPECIAL, INCIDENTAL, CONSEQUENTIAL OR PUNITIVE DAMAGES, INCLUDING REASONABLE ATTORNEY'S FEES, ARISING FROM THE USE OF THIS DOCUMENT. HS2 ACCEPTS NO LIABILITY FOR ANY DAMAGE OR LOSS OF PROFITS, BUSINESS, REVENUE OR REPUTATION, OR FOR ANY SPECIAL, INCIDENTAL, CONSEQUENTIAL OR PUNITIVE DAMAGES, INCLUDING REASONABLE ATTORNEY'S FEES, ARISING FROM THE USE OF THIS DOCUMENT.



Rev	Description	Drawn	Checked	Approved	Con App	Scale	Notes
C03	STAGE 5 ISSUE	JB	JW	MMc			HS2 accepts no responsibility for any circumstances which arise from the reproduction of this document after alteration, amendment or abbreviation or if it is issued in part or issued incompletely in any way.
C02	STAGE 4 ISSUE	JB	JW	MMc			© Crown Copyright and database right 2020. All rights reserved. Ordnance Survey Licence number 100049190.
C01	PRELIMINARY ISSUE FOR COMMENT	JB	JW	MMc			© Crown Copyright material is reproduced with the permission of Land Registry under delegated authority from the Controller of HMSO. This material was last updated on 2020 and may not be copied, distributed, sold or published without the formal permission of Land Registry. Only an official copy of a title plan or register obtained from the Land Registry may be used for legal or other official purposes.

HS2
 OFFICIAL
 Registered in England
 Registration No. 06791686
 Registered office:
 2 Snow Hill, Queensway,
 Birmingham, B4 6GA

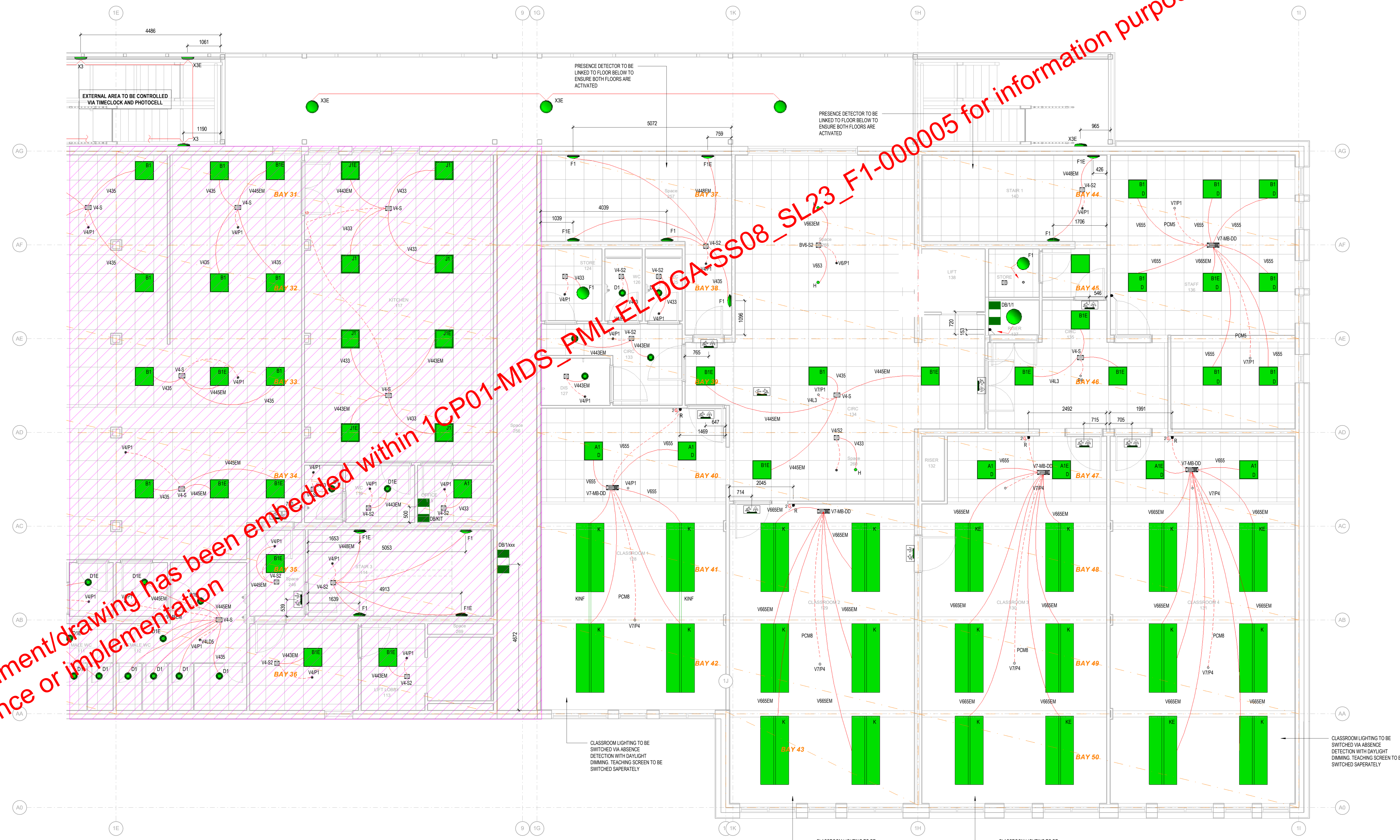
Stage	5	Project/Contract	Euston Station	Creator/Originator	PREMIER MODULAR	Sub-Originator	
Drawing Title	LEVEL 01	Work Package Description	1200503	Discipline/Function	ELECTRICAL	System Description	
Drawing Title	LEVEL 01			Drawn by	JB	Checked by	JW
				Approved by	MMc	Date	17.03.22
				Scale	1:50	Size	A0
				Subsidiarity	S4	Rev.	C03
				Drawing No.	1CP01-MDS_PML-EL-DGA-SS08_SL23_F1-000004		

<p>HS2 OFFICIAL Registered in England Registration No. 06791686 Registered office: 2 Snow Hill, Queensway, Birmingham, B4 6GA</p>	<p>Stage: 5 Project/Contract: Euston Station Creator/Originator: PREMIER MODULAR Sub-Originator: [Blank]</p>
--	---

LEGEND

- A'** 600 x 600 RECESSED LED PANEL
* REFER TO LUMINAIRE SCHEDULE
'D' DENOTES DIMMABLE
'S' DENOTES SUSPENDED
'E' DENOTES EMERGENCY
- B'** 800 x 600 RECESSED LED PANEL
* REFER TO LUMINAIRE SCHEDULE
'D' DENOTES DIMMABLE
'S' DENOTES SUSPENDED
'E' DENOTES EMERGENCY
- C'** SURFACE/SUSPENDED P86 LED BATTEN
* REFER TO LUMINAIRE SCHEDULE
'D' DENOTES DIMMABLE
'S' DENOTES SUSPENDED
'E' DENOTES EMERGENCY
- D1** RECESSED CIRCULAR LED DOWNLIGHT
'D' DENOTES DIMMABLE
'S' DENOTES SUSPENDED
'E' DENOTES EMERGENCY
- F1** SURFACE CIRCULAR LED
'D' DENOTES DIMMABLE
'S' DENOTES SUSPENDED
'E' DENOTES EMERGENCY
- F1** AS ABOVE WALL MOUNTED
- G1** SURFACE CIRCULAR LED
'D' DENOTES DIMMABLE
'S' DENOTES SUSPENDED
'E' DENOTES EMERGENCY
- H** SUSPENDED HI-BAY
- JF** IP66 600x600 RECESSED LED PANEL
'D' DENOTES DIMMABLE
'S' DENOTES SUSPENDED
'E' DENOTES EMERGENCY
- K'** SUSPENDED LED ACOUSTIC RAFT
'D' DENOTES DIMMABLE
'S' DENOTES SUSPENDED
'E' DENOTES EMERGENCY
- TWS** EMERGENCY TWIN SPOT
- X1** SURFACE EXTERNAL WALL MOUNTED DOWNLIGHT
'D' DENOTES DIMMABLE
'S' DENOTES SUSPENDED
'E' DENOTES EMERGENCY
- X2** SURFACE EXTERNAL WALL MOUNTED K18 RATED
'D' DENOTES DIMMABLE
'S' DENOTES SUSPENDED
'E' DENOTES EMERGENCY
- X3** SURFACE EXTERNAL CIRCULAR WALL MOUNTED LUMINAIRE
'D' DENOTES DIMMABLE
'S' DENOTES SUSPENDED
'E' DENOTES EMERGENCY
- EX** EMERGENCY BULKHEAD
- P** PHOTOCELL
- EXIT** SURFACE/SUSPENDED DOUBLE SIDED EXIT SIGN
- V4P1** PIR PRESENCE DETECTOR
- V4-S2** LCM 4 POLE, 2 OUTPUTS
- V4-S** LCM 4 POLE, 4 OUTPUTS
- V4-E** LCM 4 POLE, 4 OUTPUTS
- PCMS** R4/S PATCH CORD
- V7P1** CEILING MOUNTED PIR PRESENCE/ABSENCE DETECTOR
- V433** VITESSE 3m 3CORE LUMINAIRE LEAD WHITE PLUG
- V435** VITESSE 5m 3CORE LUMINAIRE LEAD WHITE PLUG
- V443EM** 3m 4CORE SWITCHING LUMINAIRE LEADS
- V445EM** 4CORE 5m LUMINAIRE LEAD RED PLUG
- V48EM** 4CORE 8m LUMINAIRE LEAD
- V655** SCORE 5m LUMINAIRE PLUG BLACK/BLUE CODED
- V655EM** SCORE 5m LUMINAIRE LEAD RED
- BV6-S2** LCM 6 POLE, 2 OUTPUTS, BLACK/BLUE CODING
- V7P1** CEILING MOUNTED PIR, PRESENCE/ABSENCE
- V7P4** CEILING MOUNTED PIR, PRESENCE DETECTOR
- V653** SCORE 3m LUMINAIRE LEAD
- P4** FLUSH MOUNTED, CEILING PIR, PRESENCE DETECTOR
- V4LDR** COMPACT, CEILING, PIR PRESENCE DETECTOR
- PCMB** 8m R4/S PATCH CORD
- V655EM** 6CORE LEAD 3m RED
- V435EM** 3CORE, 8m 1.0mm RED LUMINAIRE LEAD
- V4L3** 4 CONNECTION DETECTOR LEADS
- V4LDS** PIR MOVEMENT SENSOR
- V7MB-DD** VIT7PMB-DD PLUGGABLE DALI LCM
- V655** LIGHT SWITCH
- V7MB-DD** * DENOTES NO. OF GANGS
- V655** RETRACTIVE SWITCH
- V655** EMERGENCY LIGHTING KEY SWITCH

SAFETY, HEALTH AND ENVIRONMENT BY INFORMATION
 THE INFORMATION CONTAINED HEREIN IS FOR INFORMATION PURPOSES ONLY AND IS NOT FOR CONSTRUCTION.
 THE INFORMATION CONTAINED HEREIN IS FOR INFORMATION PURPOSES ONLY AND IS NOT FOR CONSTRUCTION.
 THE INFORMATION CONTAINED HEREIN IS FOR INFORMATION PURPOSES ONLY AND IS NOT FOR CONSTRUCTION.
 THE INFORMATION CONTAINED HEREIN IS FOR INFORMATION PURPOSES ONLY AND IS NOT FOR CONSTRUCTION.



This document/drawing has been embedded within 1CP01-MDS_PML-EL-DGA-SS08_SL23_F1-000005 for information purposes only and is not for acceptance or implementation

Rev	Description	Drawn	Checked	Approved	Com App	Scale	Notes
C03	STAGE 5 ISSUE	JB	JW	MMc			HS2 accepts no responsibility for any circumstances which arise from the reproduction of this document after alteration, amendment or abbreviation or if it is issued in part or issued incompletely in any way.
C02	STAGE 4 ISSUE	JB	JW	MMc			© Crown Copyright and database right 2020. All rights reserved. Ordnance Survey Licence number 100049150.
C01	PRELIMINARY ISSUE FOR COMMENT	JB	JW	MMc			© Crown Copyright material is reproduced with the permission of Land Registry under delegated authority from the Controller of HMSO. This material was last updated on 2020 and may not be copied, distributed, sold or published without the formal permission of Land Registry. Only an official copy of a title plan or register obtained from the Land Registry may be used for legal or other official purposes.

Legends/Notes:



OFFICIAL
 Registered in England
 Registration No. 06791686
 Registered office:
 2 Snow Hill, Queensway,
 Birmingham, B4 6GA


Stage	Project/Contract	Creator/Originator	Sub-Originator
5	Euston Station	PREMIER MODULAR	
Drawing Title	Work Package Description	Discipline/Function	System Description
LEVEL 01	1200S03	ELECTRICAL	
Drawing No.	Scale	Size	Subsidiary
2 of 2	1:50	A0	S4
Rev.	Date	Rev.	Date
C03	17.03.22	C03	

1CP01-MDS_PML-EL-DGA-SS08_SL23_F1-000005

7. Window & Door Schedules – Page 62-63

EXTERNAL DOOR SCHEDULE

Level	Door No	Room Name	Site / Factory Fitted	Height (S.O.)	Width (S.O.)	Door Panel Height	Door Panel Width	Door Panel Thickness	Secondary Panel Width	Fire Rating	Elevation Type	Finish	Comments	Card Reader & Keypad (Break Glass etc)	Push Bar Inside - No Handle Outside
LEVEL 0	EX-01	RECEPTION		2350	2010.0							MEATL - PPC RAL 8022	GLAZED DOOR WITHIN WINDOW W-01		
LEVEL 0	EX-09	CSC AREA	FACTORY	2400	1010.0	2290	907	44		FD30s	TYPE 03	MEATL - PPC RAL 8022	SOLID PERSONNEL DOOR		Yes
LEVEL 0	EX-011	RECEPTION	SITE	2400	1810.0	2290	852	44			TYPE 02	MEATL - PPC RAL 8022	DOUBLE DOOR GLAZED PERSONNEL - SEE WINDOW SCHEDULE DRAWING	Yes	
LEVEL 0	EX-011a	SWITCH ROOM	SITE	2400	1705.0	2290	799.5	44			TYPE 01	MEATL - PPC RAL 8022	LOUVRED (TBC BY CLIENT)		
LEVEL 0	EX-012	CSC AREA	SITE	0	0.0						TYPE 06	MEATL - PPC RAL 8022	ROLLER SHUTTER		
LEVEL 0	EX-013	CSC AREA	SITE	2400	1810.0	2290	852	44			TYPE 02	MEATL - PPC RAL 8022	GLAZED PERSONNEL DOOR		
LEVEL 0	EX-014	ELEC SWITCH	SITE	2400	1810.0	2290	852	44		FD30s	TYPE 05	MEATL - PPC RAL 8022	LOUVRED		
LEVEL 0	EX-015	STAIR 3	FACTORY	2400	1110.0	2290	1007	44			TYPE 04	MEATL - PPC RAL 8022	GLAZED PERSONNEL DOOR	Yes	
LEVEL 0	EX-016	ELEC SWITCH	SITE	2400	1810.0	2290	852	44		FD30s	TYPE 05	MEATL - PPC RAL 8022	LOUVRED		
LEVEL 0	EX-017	ELEC SWITCH	SITE	3000	2625.0	2290	852	44		FD30s	TYPE 05	MEATL - PPC RAL 8022	LOUVRED		
LEVEL 0	EX-018	ELEC SWITCH	SITE	2400	1810.0	2290	852	44		FD30s	TYPE 05	MEATL - PPC RAL 8022	LOUVRED		
LEVEL 0	EX-019	CSC AREA	FACTORY	2400	1010.0	2290	907	44			TYPE 04	MEATL - PPC RAL 8022	GLAZED PERSONNEL DOOR		
LEVEL 0	EX-020	MACHINE ROOM	FACTORY	2400	1010.0	2290	907	44			TYPE 04	MEATL - PPC RAL 8022	GLAZED PERSONNEL DOOR		
LEVEL 0	EX-021	STAIR 1	FACTORY	2400	1010.0	2290	907	44		FD30s	TYPE 04	MEATL - PPC RAL 8022	FD30 GLAZED PERSONNEL DOOR	Yes	
LEVEL 0	EX-022	STAIR 2	FACTORY	2400	1010.0	2290	907	44		FD30s	TYPE 04	MEATL - PPC RAL 8022	GLAZED PERSONNEL DOOR		Yes
LEVEL 0	EX-023	PLANT	FACTORY	2400	1810.0	2290	852	44			TYPE 01	MEATL - PPC RAL 8022	SOLID PERSONNEL DOOR		
LEVEL 0	EX-024	CIRC	FACTORY	2400	1010.0	2290	907	44		FD30s	TYPE 04	MEATL - PPC RAL 8022	FD30 GLAZED PERSONNEL DOOR - WITH OBSCURED MANIFESTATION		Yes
LEVEL 0	EX-025	OFFICE	FACTORY	2400	1010.0	2290	907	44		FD30s	TYPE 04	MEATL - PPC RAL 8022	FD30 GLAZED PERSONNEL DOOR		Yes
LEVEL 1	EX-101	LOBBY	FACTORY	2400	1810.0	2290	852	44			TYPE 02	MEATL - PPC RAL 7039	DOUBLE DOOR GLAZED PERSONNEL	Yes	
LEVEL 1	EX-102	DINING	FACTORY	2100	1810.0	1990	852	44			TYPE 01	VINYL WRAPPED	SOLID PERSONNEL DOOR		Yes
LEVEL 2	EX-201	LOBBY	FACTORY	2400	1810.0	2290	852	44			TYPE 02	MEATL - PPC RAL 7039	DOUBLE DOOR GLAZED PERSONNEL	Yes	
LEVEL 2	EX-202	LOBBY	FACTORY	2400	1810.0	2290	852	44			TYPE 02	MEATL - PPC RAL 7039	DOUBLE DOOR GLAZED PERSONNEL		
LEVEL 2	EX-203	MALE CHANGING	FACTORY	2400	1810.0	2290	852	44			TYPE 02	MEATL - PPC RAL 7039	DOUBLE DOOR GLAZED PERSONNEL		Yes
LEVEL 2	EX-204	EXT STAIR	FACTORY	2110	1010.0	2000	907	44		FD30s	TYPE 04	MEATL - PPC RAL 7039	GLAZED PERSONNEL DOOR		Yes
LEVEL 2	EX-205	DRYING ROOM	FACTORY	2400	1810.0	2290	852	44			TYPE 02	MEATL - PPC RAL 7039	DOUBLE DOOR GLAZED PERSONNEL		
LEVEL 2	EX-206	DRYING ROOM	FACTORY	2400	1810.0	2290	852	44			TYPE 02	MEATL - PPC RAL 7039	DOUBLE DOOR GLAZED PERSONNEL		
LEVEL 3	EX-301	OPEN PLAN OFFICE	FACTORY	2110	1010.0	2000	907	44		FD30s	TYPE 04	MEATL - PPC RAL 7039	GLAZED PERSONNEL DOOR		Yes
LEVEL 3	EX-302	EXT STAIR	FACTORY	2110	1010.0	2000	907	44		FD30s	TYPE 04	MEATL - PPC RAL 7039	GLAZED PERSONNEL DOOR		Yes
LEVEL 3	EX-303	OPEN PLAN OFFICE	FACTORY	2400	1810.0	2290	852	44			TYPE 02	MEATL - PPC RAL 7039	DOUBLE DOOR GLAZED PERSONNEL		
LEVEL 3	EX-304	OPEN PLAN OFFICE	FACTORY	2400	1810.0	2290	852	44			TYPE 02	MEATL - PPC RAL 7039	DOUBLE DOOR GLAZED PERSONNEL		
LEVEL 4	EX-401	OPEN PLAN OFFICE	FACTORY	2110	1010.0	2000	907	44		FD30s	TYPE 04	MEATL - PPC RAL 7039	GLAZED PERSONNEL DOOR		Yes
LEVEL 4	EX-402	EXT STAIR	FACTORY	2110	1010.0	2000	907	44		FD30s	TYPE 04	MEATL - PPC RAL 7039	GLAZED PERSONNEL DOOR		Yes
LEVEL 4	EX-403	OPEN PLAN OFFICE	FACTORY	2400	1810.0	2290	852	44			TYPE 02	MEATL - PPC RAL 7039	DOUBLE DOOR GLAZED PERSONNEL		
LEVEL 5	EX-501	OPEN PLAN OFFICE	FACTORY	2110	1010.0	2000	907	44		FD60s	TYPE 04	MEATL - PPC RAL 7039	GLAZED PERSONNEL DOOR		Yes
LEVEL 5	EX-502	EXT STAIR	FACTORY	2400	1010.0	2290	907	44		FD60s	TYPE 03	MEATL - PPC RAL 7039	SOLID PERSONNEL DOOR		
LEVEL 5	EX-503	OPEN PLAN OFFICE	FACTORY	2400	1810.0	2290	852	44			TYPE 02	MEATL - PPC RAL 7039	DOUBLE DOOR GLAZED PERSONNEL		
ROOF	EX-601	STAIR 4	FACTORY	2400	1010.0	2290	907	44			TYPE 03	MEATL - PPC RAL 7039	SOLID PERSONNEL DOOR	Yes	
ROOF	EX-602	EXT STAIR	FACTORY	2400	1010.0	2290	907	44			TYPE 03	MEATL - PPC RAL 7039	SOLID PERSONNEL DOOR		Yes
ROOF	EX-603	LIFT	FACTORY	2400	1010.0	2290	907	44			TYPE 03	MEATL - PPC RAL 7039	SOLID PERSONNEL DOOR	Yes	
ROOF	EX-604	EXT STAIR	FACTORY	2400	1010.0	2290	907	44			TYPE 03	MEATL - PPC RAL 7039	SOLID PERSONNEL DOOR		Yes



This document/drawing has been embedded within 1CP01MDS - PML-AR-DSH-SS08 - SL23-000004 for information purposes only and is not for compliance or implementation

SAFETY, HEALTH AND ENVIRONMENT INFORMATION	
THE RISKS NOTED BELOW ARE IN ADDITION TO THE RISKS NORMALLY ASSOCIATED WITH THE TYPE OF WORK. DETAILS ON THIS DRAWING.	
CONSTRUCTION	MOVING OF MODULES INTO PLACE ON SITE WORKING AT HEIGHT WORKING IN CLOSE PROXIMITY TO EXISTING BUILDINGS EXISTING SERVICES ON SITE TO BE LOCATED DELIVERIES AND MOVEMENT OF MATERIALS ON SITE GROUND WORKS DURING FORMATION OF BUILDING PADS INSTALLATION OF HOT & COLD WATER SERVICES
OPERATIONS	PRE TO BE WORK ON SITE RISK OF INFECTION - COVID 19 WORKING AT HEIGHT - FALLS FROM HEIGHT & INJURIES ACCESS FOR DELIVERIES MAINTENANCE OF MATERIALS PAINTS & SOLVENTS (INHALATION, FLAMES)
MAINTENANCE	CLEANING OF GUTTERS AND OUTLETS HIGH LEVEL WINDOW CLEANING - WASH & REACH TO BE CONSIDERED LOUVER INSPECTION REPLACEMENT OF PLANT EQUIPMENT GENERAL ROOF MAINTENANCE USE OF MEWPS
DEMANTLING / DEMOLITION (IF APPLICABLE)	REMOVAL OF MODULES VIA CRANE CLOSE PROXIMITY TO EXISTING BUILDINGS NOISE DURING OPERATIONAL HOURS MAKING SAFE SERVICES
THE ABOVE RISKS ARE LISTED IN THE DESIGN RISK REGISTER REFERENCE:	

Rev	Description	Drawn	Checked	Approved	Con App	Scale
C05	ROLLER SHUTTER ELEVATION TYPR REVISED TO TYPE 06	DRP	TC	09.05.22	KP	
C04	DOOR EX-102 ADDED AS STAGE 4 FIRE REPORT	DRP	TC	19.04.22	KP	
C03	DOOR EX-206 COLOUR REVISED	DRP	TC	06.04.04	KP	
C02	ISSUED FOR CONSTRUCTION	DRP	TC	18.11.21	KP	
C01	DOORS EX-019 & 020 REFERENCED AND DOOR EX-013 CHANGED TO GLAZED	DRP	TC	09.11.21	DB	

Legends/Notes:

HS2 accepts no responsibility for any circumstances which arise from the reproduction of this document after alteration, amendment or abbreviation or if it is issued in part or issued incompletely in any way.

© Crown Copyright and database right 2020. All rights reserved. Ordnance Survey Licence number 100049190

© Crown Copyright material is reproduced with the permission of Land Registry under delegated authority from the Controller of HMSO.

This material was last updated on 2020 and may not be copied, distributed, sold or published without the formal permission of Land Registry. Only an official copy of a title plan or register obtained from the Land Registry may be used for legal or other official purposes.

EXTERNAL IRONMONGERY TO BE PROVIDED BY MANUFACTURER AWAITING DETAILS / SPECIFICATION

C04 REVISION
DOOR EX-102 ADDED AS STAGE 4 FIRE REPORT

HS2

OFFICIAL

Registered in England
Registration No. 06791686
Registered office:
2 Snow Hill, Queensway,
Birmingham, B4 6GA

Stage	Project/Contract	Creator/Originator	Sub-Originator
5	EUSTON STATION	PREMIER MODULAR	
Drawing Title	Work Package Description	Discipline/Function	System Description
	1200S03	ARCHITECTURAL	
Drawing Title	Work Package Description	Drawn by	Checked by
EXTERNAL DOOR SCHEDULE		DRP	TC
Scale	Size	Suitability	Rev.
NTS	A1	S3	C05
Drawing No.			
1CP01-MDS_PML-AR-DSH-SS08_SL23-000004			