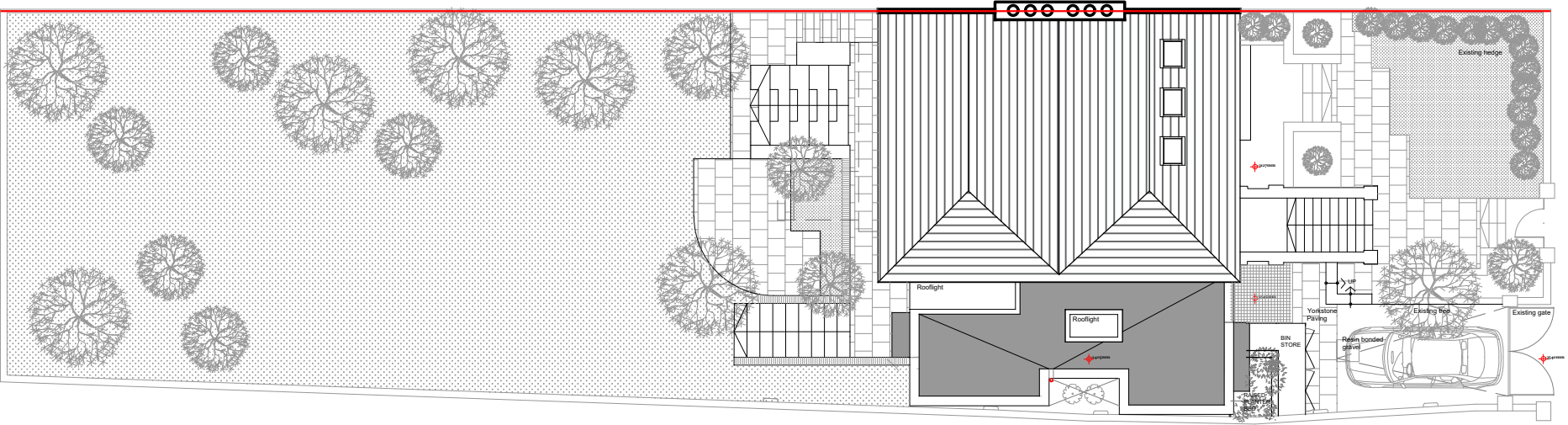
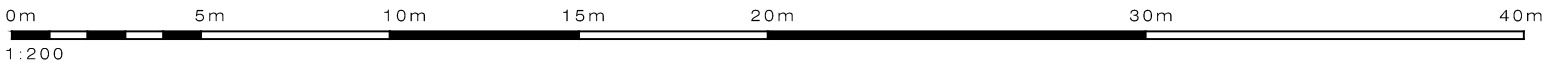
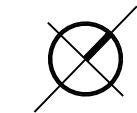


01 Site Plan Existing
scale: 1:200



02 Site Plan Proposal
scale: 1:200



PLEASE NOTE:

1. All dimensions to be verified on site before commencement.
2. Contractor must consult the engineer's drawings before proceeding with the work.
3. Contractor, sub-contractor or supplier is to report any errors, omission, or discrepancies on the drawings, and shall not vary any work shown on the drawings without obtaining prior approval from the architect.
4. This drawing and design are copyright to SD and remains the property of SD and as such the contents must not be disclosed to anyone or reproduced in any way without prior consent from SD.

5. All design concepts are the exclusive property of SD, and may not be adapted, reproduced, or copied without the written consent or permission of SD.
6. These plans are subject to any variations required or recommended by any legal authority, or for the better performance of the works.
7. All materials, components, and workmanship to comply with the relevant British Standards, Codes of Practice, and appropriate manufacturers' recommendations.

Rev	Issued for	Date	By	Issued
00	PLANNING	23.05.2022	By	JM

SCHNEIDER DESIGNERS
architecture . design . interiors



Basement Unit, 14 Eldon Grove, London NW3 5PT
Tel: +44 (0) 020 7435 7105
enquiries@schneiderdesigners.co.uk
www.schneiderdesigners.co.uk

PROJECT 2 Eldon Grove, London		PROJECT NO. 221	
SCALE 1:200	FORMAT A3	DRAWN JG	ISSUED JS
DRAWING TITLE Site Plan		DRAWING NO. 221.(0).1.001	REV 00
STATUS Planning		DATE 23-May-22	