


Alfred Mews Reception



EXISTING PHOTOS OF ALFRED MEWS LOADING BAYS

Overview

Following Pre Application Meeting 1 and the site visit with Historic England a number of significant Heritage features were identified that relate to previous uses of the building.


We are mindful to retain and celebrate these features where possible.



Gantry crane



Timber loading doors



Ownership boundary marker



Cast iron columns



Brick details


Steel Gantry Crane

Look to retain as part of the internal fit out of the space, giving note to the historic function of the space as a loading bay.



Ownership Boundary Markers

On site there are a number of markers set into the structure of the historic fabric, delineating the freehold owners of the land and buildings that make up the Heal's Site.



“Property of the Bedford Estate

Property of the City of London”

Existing Loading + Fire Doors

These steel & timber doors are highly expressive of the character and historic use of the spaces, and will become a prominent feature along routes through the building.

