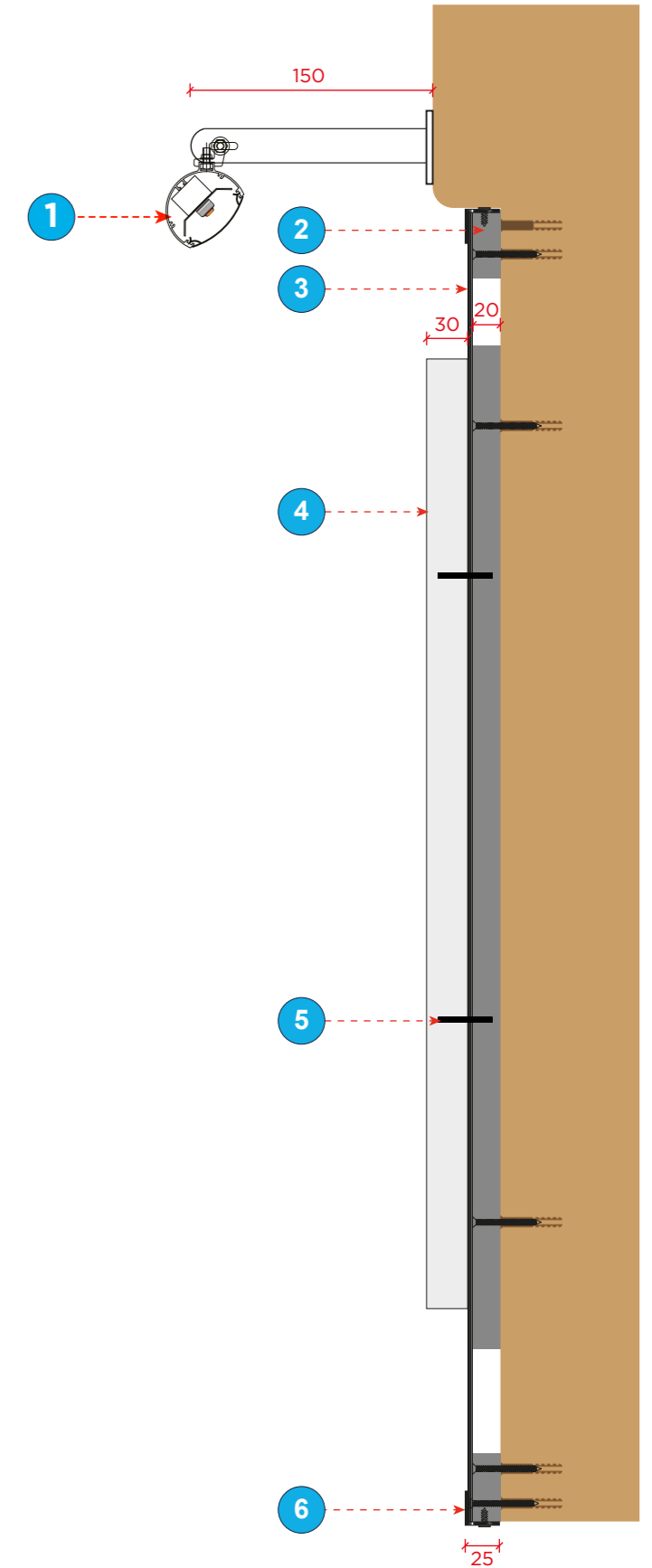


FACE ELEV. 1:20



INDICATIVE VISUAL N.T.S.



SECTION VIEW 1:5.

- 1 Nano trough light sprayed matt black, bottom fixed along bottom edge of fascia panels with orange diffuser.
- 2 20mm thick foamex filler strips/panel fixed to fascia.
- 3 3mm thick matt black dibind panel with round top corners fixed to existing fascia.
- 4 30mm thick clear perspex sprayed matt white fixed to panel.
- 5 Studding to rear of text.
- 6 25mm sq. Matt black alu' angle fixed along top & bottom edge.
- 7 Led 'Spit' T.B.C.

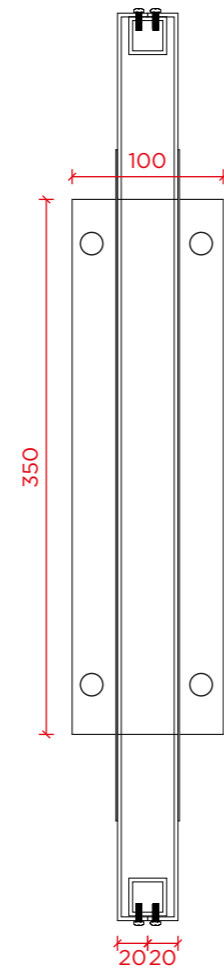


All acrylic to be 'PERSPEX'.

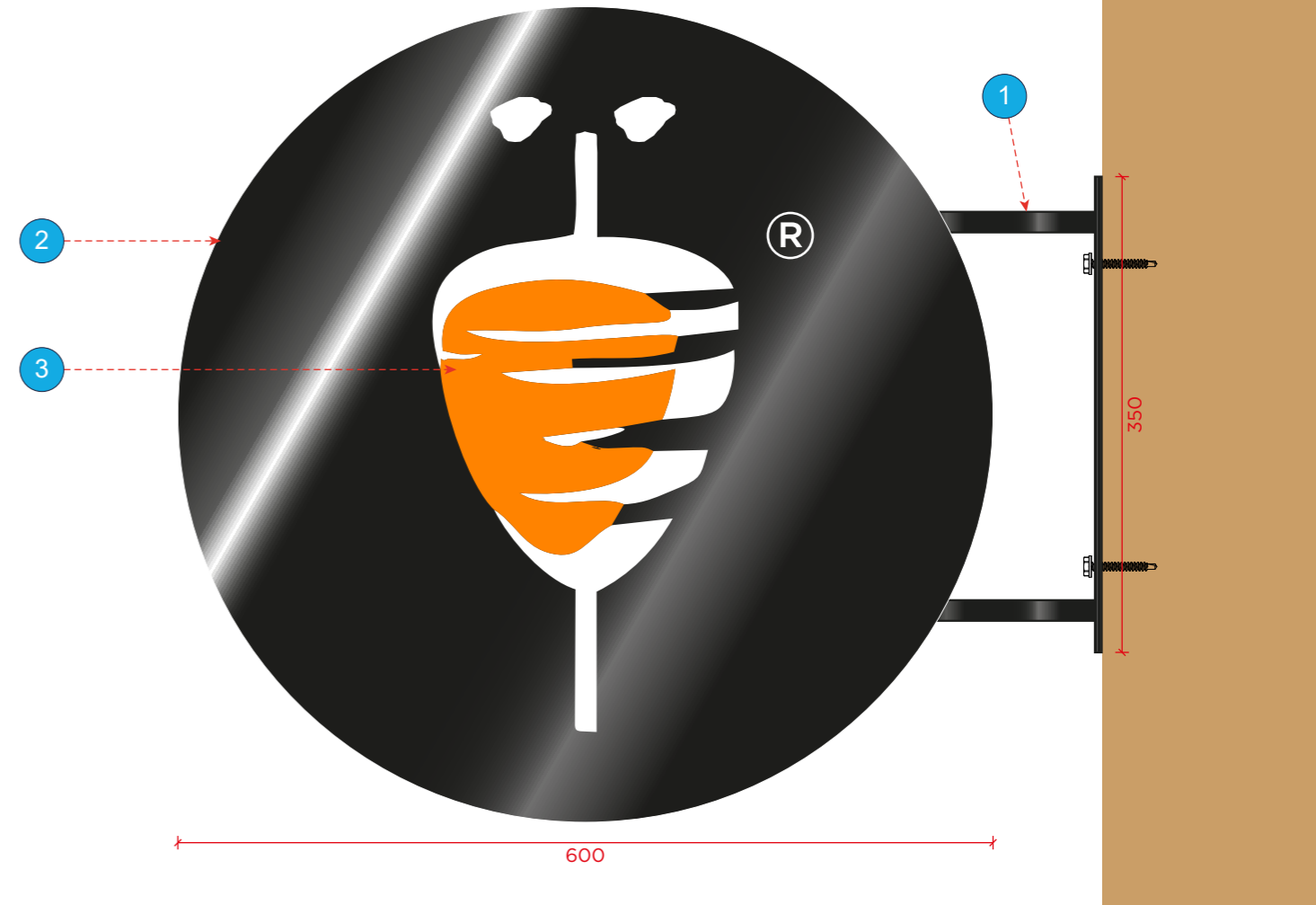
DWG No. A3/6384/02 sheet 02	rev - 3
DRAWN BY: F.P.	DATE: 07/06/21
SCALE: as shown @ A3	



INDICATIVE VISUAL EXAMPLE.



SECTION VIEW 1:5



SIDE VIEW 1:5.

1 Alu' projecting bracket sprayed matt black Ral 9005.

2 Alu' panels sprayed to Ral 9005 matt black.

3 Matt white & matt orange vinyl & applied to panel.



All acrylic to be 'PERSPEX'.