

© Architon LLP 2014

This drawing is the property of Architon LLP and must not be divulged to anyone, copied or reproduced, or used for marketing, advertising or promotional purposes without the express written permission of Architon LLP.

All dimensions are to be checked on site and not scaled from this drawing. Contractors must verify all dimensions on site before setting out, commencing work or preparing shop drawings. Any discrepancies on this drawing with other contract documentation to be reported immediately for clarification.

Notes

ENSURE NO STRIP OUT, DEMOLITION OR BUILDING WORKS ARE UNDERTAKEN WITHOUT THE REQUIRED LISTED BUILDING AND PLANNING CONSENTS FROM THE LOCAL AUTHORITY AND ENGLISH HERITAGE.

DRAWINGS ARE BASED ON INFORMATION PROVIDED BY UCL.

- DRAWINGS TO BE READ IN CONJUNCTION WITH:-
- ARCHITECTURAL DRAWINGS, SCHEDULES AND SPECIFICATIONS.
 - STRUCTURAL DRAWINGS AND SPECIFICATIONS.
 - M&E DRAWINGS AND SPECIFICATIONS.
 - ACOUSTIC REPORTS.
 - FIRE STRATEGY.

ALL WORKS TO BE FULLY CO-ORDINATED WITH MEP / STRUCTURAL PROPOSALS, AS APPROPRIATE.

ALL SETTING-OUT INFORMATION TO BE CHECKED AGAINST SITE DIMENSIONS

ALL WORKS TO BE IN ACCORDANCE WITH ALL STATUTORY REQUIREMENTS. WHERE AMENDED PROPOSALS DIFFER FROM THOSE APPROVED BY LA, NEW APPROVALS TO BE OBTAINED PRIOR TO COMMENCING WORKS.

SPECIFICATION:

FITTED BASE UNITS
HOWDENS JOINERY LTD.: GREENWICH GLOSS, HANDLESS, COLOUR: SLATE GREY
SEE NBS SPEC. N10/610 FOR DETAIL

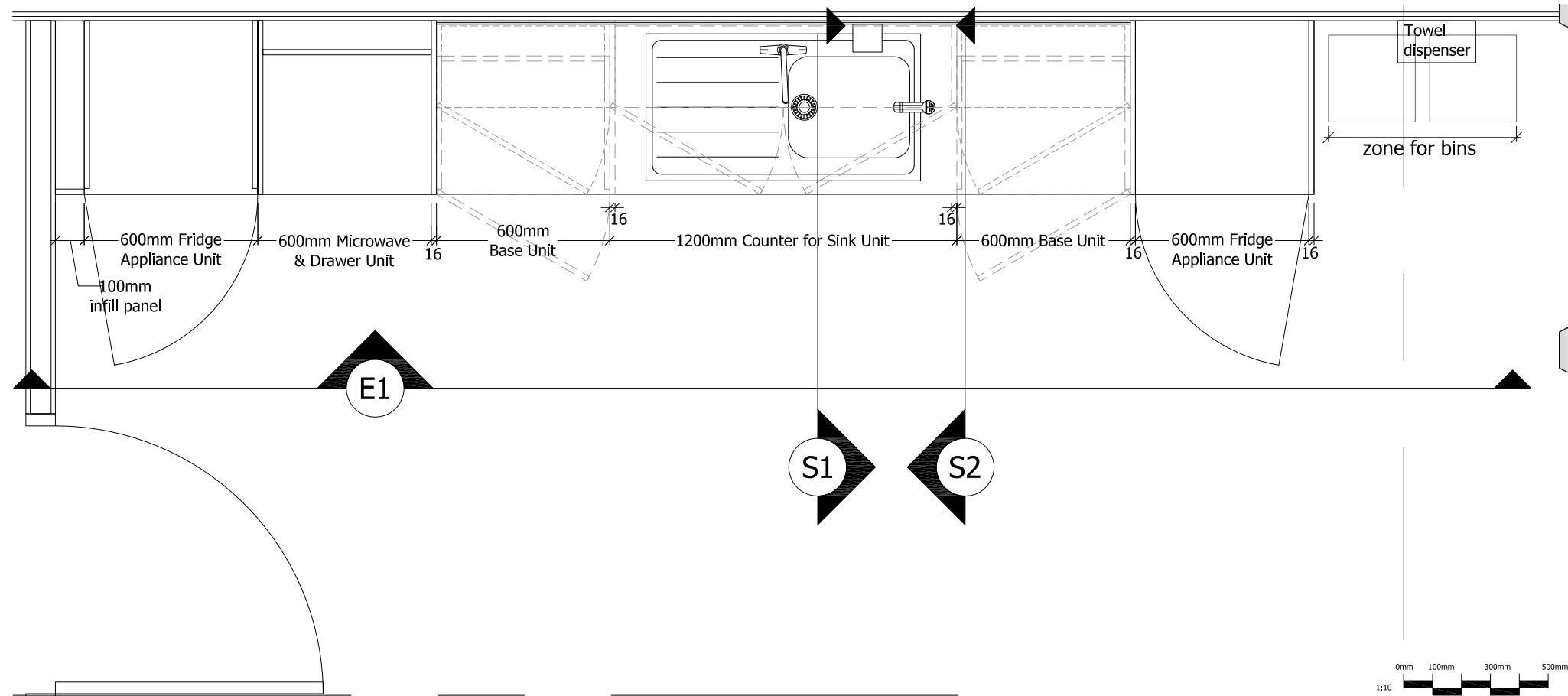
FITTED WALL UNITS
HOWDENS JOINERY LTD.: GREENWICH GLOSS, HANDLESS, COLOUR: SLATE GREY
SEE NBS SPEC. N10/620 FOR DETAIL

WORKTOP
CORIAN: SQUARE EDGE LAMINATE RANGE, 38mm (OVERALL THICKNESS), COLOUR: WHITE - REFERENCE TBA
SEE NBS SPEC. N10/640 FOR DETAIL

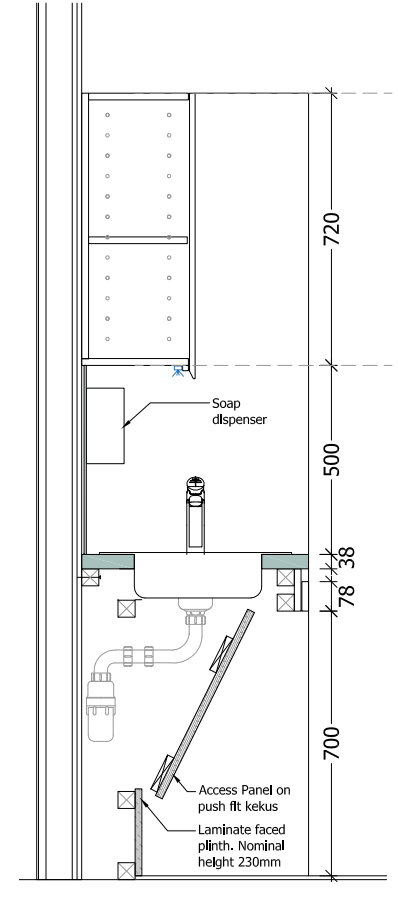
SPLASHBACK
CORIAN: SQUARE EDGE LAMINATE RANGE, 6mm THICK, COLOUR: WHITE - REFERENCE TBA
SEE NBS SPEC. N10/641 FOR DETAIL

SIDE PANELS, END PANELS, PLINTHS AND SHELVING
HOWDENS JOINERY LTD.: RANGE TO SUIT BASE AND WALL UNITS, 16mm WITH ABS EDGING, COLOUR: SLATE GREY

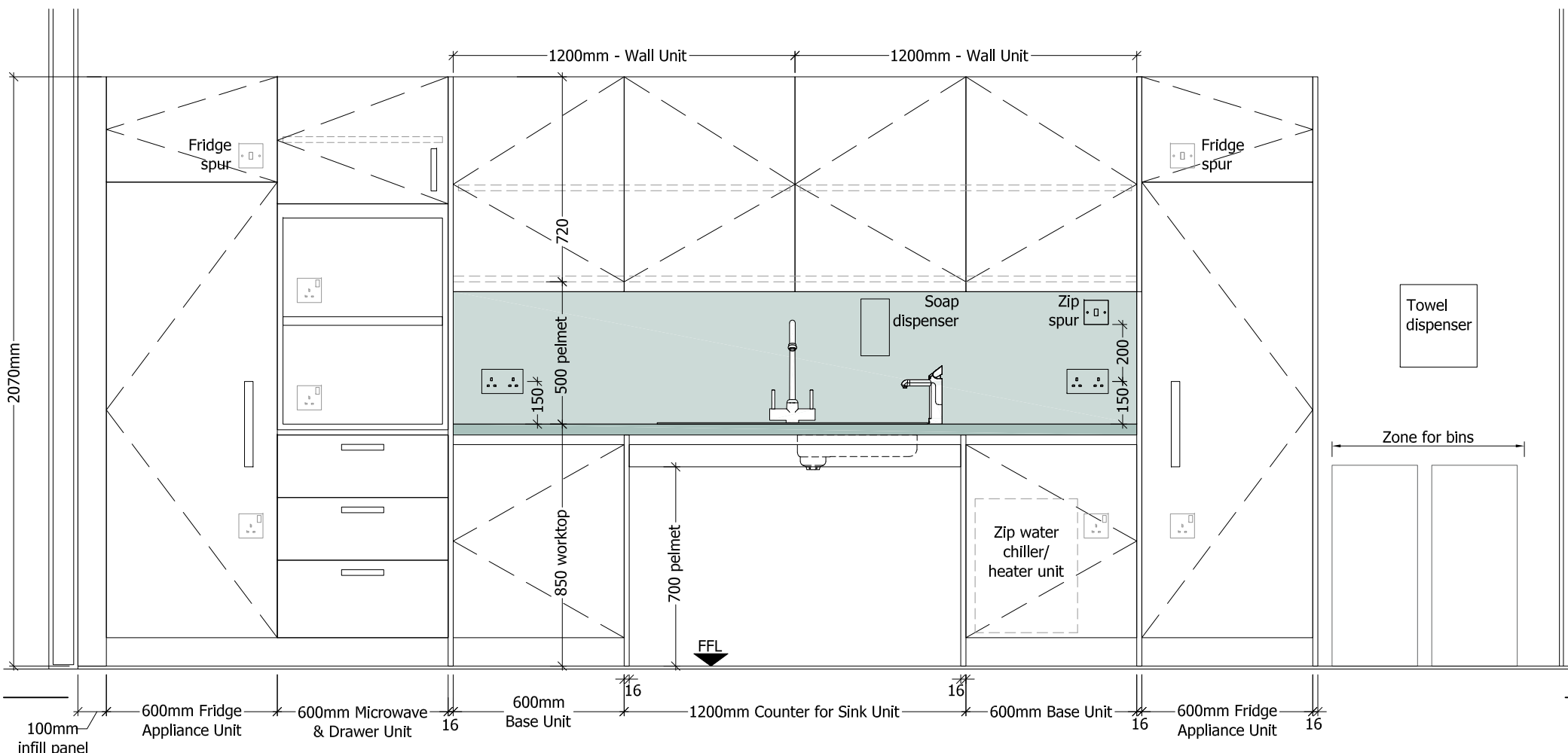
SINK, TAPS, TRAPS AND WASTES
SINK: HOWDENS, LAMONA DORNEY SINGLE BOWL INSET SINK (SNK00491).
TAPS: LAMONA ADRA POLISHED CHROME MONO DEXER TAP (TAP 3541)
SEE NBS SPEC. N10/650



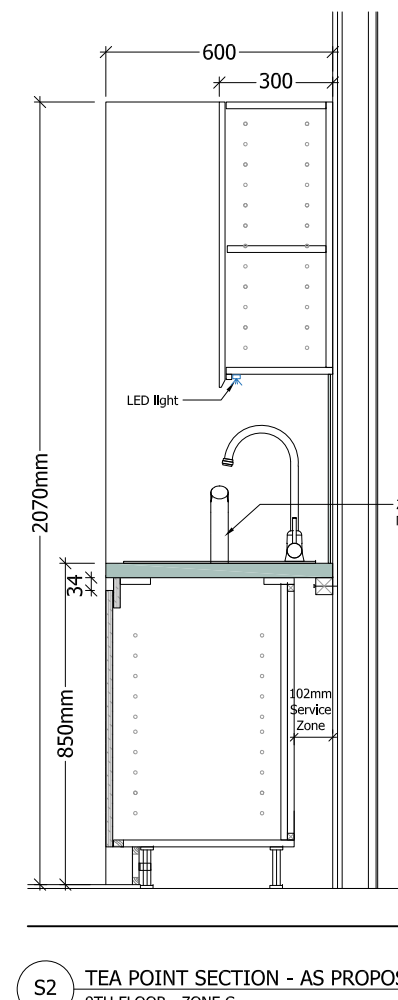
1 TEA POINT PLAN - AS PROPOSED
9TH FLOOR - ZONE C
1:10@A1



S1 TEA POINT SECTION - AS PROPOSED
9TH FLOOR - ZONE C
1:10@A1



E1 TEA POINT ELEVATION - AS PROPOSED
9TH FLOOR - ZONE C
1:10@A1



S2 TEA POINT SECTION - AS PROPOSED
9TH FLOOR - ZONE C
1:10@A1

PLANNING ISSUE

Rev	Description	Date
P3	Planning issue	11.04.2022
P2	Planning issue	07.04.2022
P1	Issued for comment	23.03.2022

Client
overbury

Job title
University College London
Institute of Education
Woburn Square Package
20 Bedford Way, WC1H 0AL

Drawing title
Level 9 - Zone C
Staff Tea Point
Planning Application WS2

Scale	Date	Drawn
1:10 @A1	Mar 22	MJR

ARCHITON LLP
CHARTERED ARCHITECTS - DESIGN
PLANNING CONSULTANTS - DEVELOPMENT
BUILDING COST MANAGEMENT
UPPER DECK TEL: 01372 745600
17A WEST STREET
EPSOM KT18 7RL Email: info@architon.com

Drawing No
3147-WS2-0920 P3
ARCHITON LLP
certified to:
BS EN ISO 9001
BS EN ISO 14001
IIP Accreditation