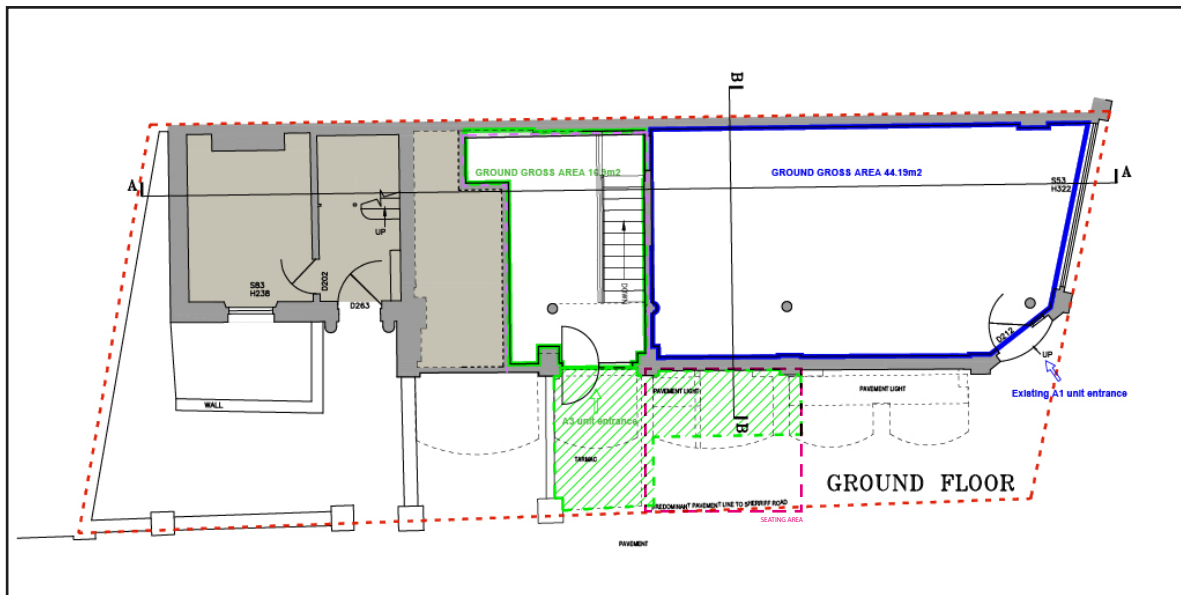
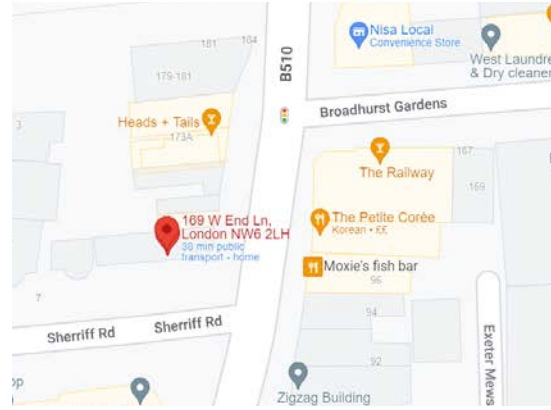


SEATING AREA OUTDOOR

Trading name: GEO
 Company: Zen Baker Ltd
 169C west end lane - NW6 2LH - London



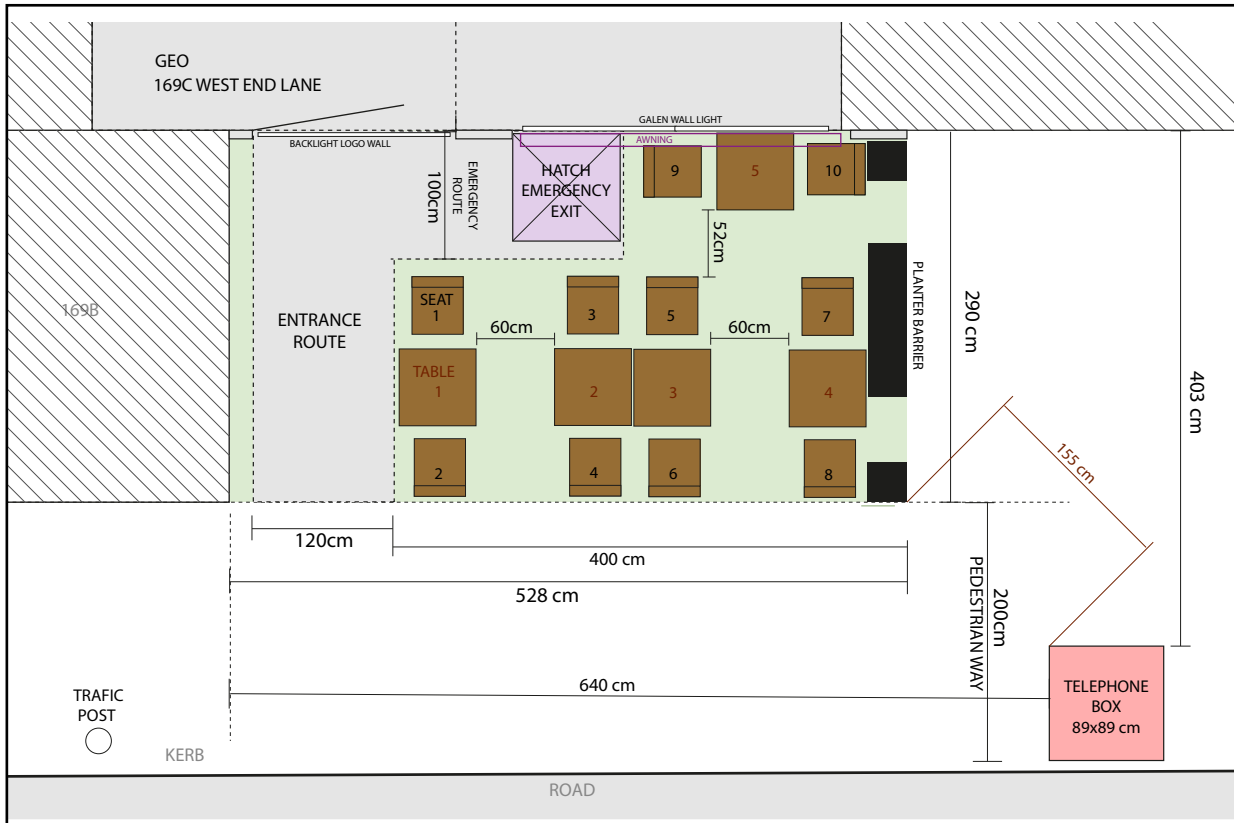
Total Outdoor area

Seating area



EMERGENCY EXIT

PLANNING



Street view from the telephone box.

It is considered the minimum clear width of 1.8 metres between the edge of the chairs and the kerb. Without any obstacle.

Tables and chairs are placed as not to obstruct drivers' sight lines.

Emergency access is not obstructed and there is a free route.

Planter barriers are considered as a means of defining area.

Tables and chairs are visible from within the premises.

Tables and chairs will be removed at the end of the permitted period day.

Lights are not affecting the road or neighbourhood.

TABLES AND CHAIRS

OUTDOOR FOLDABLE WOOD TABLE AND CHAIRS



*image reference



*image reference

TABLE SPECIFICATIONS

Overall 74cm H x 60cm L x 60cm D
Folded 75cm H x 60cm L
Overall Product Weight 5.6kg

Weather Resistant
Solid Wood - Brown



*image reference

CHAIR SPECIFICATIONS

Individual Chair Weight 2.2kg
Overall 80cm H x 40cm W x 45cm D
Seat Height - Floor to Seat 44cm

Weather Resistant
Solid Wood - Brown

Separate tables and chairs as specified in the Seating Area Planning.

The tables and chairs are heavy enough to resist movement by wind and other weather conditions.

All tables and chairs are from same design and material and for outdoor use. As description above.

All furniture are new and fully working.

A direct route of 1.20 metre is to be available from the pavement to the entrance of the premises.

And it will be maintained at all times.

BARRIER

CAFE PLANTER OUTDOOR BARRIER



*images reference

SPECIFICATIONS

120mm x 30mm x 40mm (h)



Ø 30mm x 40mm (h)



AWNING



*image reference

SPECIFICATIONS

Width: 2.5m
Colour: Charcoal
Fabric: Polyester
Complete weight (awning plus wall brackets): 18.5kg

Waterproof
UPF 50+ fabric (blocks over 98% of harmful UV rays)

The planning is considering 1 awning in the setting area.

LIGHTING

The logo light will be on during all night, the light is not affecting the neighbourhood or road, the propose of this light is turn visible the shop name during night time monday to sunday. The sign Light is backlight (image: L1), so this prevent any dazzling on the road or neighbourhood. Also, the archteture from the front porch works as an box to the light to it no offuscate the neighbourhood buildings or road (image: L0).



L0

The wall light proposed in the plann is to offer lighting to the seating area and also to provide visibility to the Street art mural. This light also will be kept on during whole night, monday to sunday. This light is not affecting neighbourhood or road visibility, because is focused and directioned to the wall, unidirectional (image: L2). Also the archteture from the build keeps the light without projection to neighbourhood and road.

BACKLIGHT SIGN



L1

Halo Illuminated 3D Lettering
Inside Waterproof LED modules

*image reference

WALL LIGHT

Galen 120 Outdoor Single Color Led Profile
2 units



L2

*images reference

TECHNICAL DATA

Item no.:	1003448
Primary nominal voltage	220-240V ~50/60Hz mA/V
Secondary power / secondary voltage	900 mA/V
Vertical tilting range	180 °
Width	120.0 cm
Height	6.2 cm
Depth	11.3 cm
Net weight	2.5 kg
Gross weight	2.675 kg
IP Code	IP 65
Safety class	I
Impact resistance class	IK03
Impact resistance	0,34999999999999998 Joule
Assembly	Surface
Assembly details	Ceiling,Ground,Wall
Number of through-wires	10
Wattage	34.0 W
Lumen	3100 lm
Color	anthracite
CRI	>80
Binning	6
LXXBXX data	70/50