

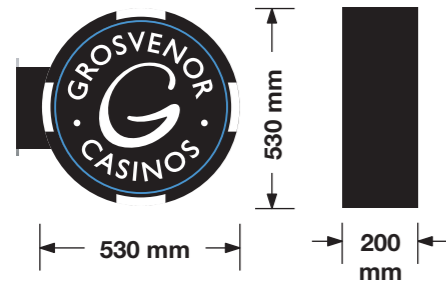
ITEM 01 (Qty 1)

Projecting sign – LHS

Featuring:

- Consisting of a Flat face fret cut aluminium chip roundel with arm and shroud.
- Internally illuminated white LED

Scale 1:20



2500mm AGL
REPLACING EXISTING CORAL BOX SIGN

ITEM 02 (Qty 1)

Fascia signage

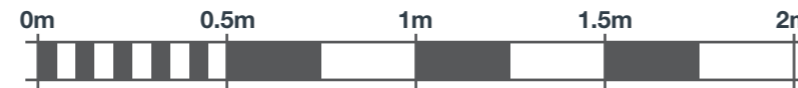
Featuring:

- Fret cut aluminium fascia boxes powder coated Black.
- Back illuminated pushed through Opal acrylic letters & fret cut roundel
- Internally illuminated by means of LEDs.
- Fixings through top of boxes directly to underside of building soffit.

Scale 1:50



2500mm AGL
REPLACING EXISTING CORAL & GROSVENOR ILLUMINATED FASCIA



Scale 1:20 @ A3



Scale 1:50 @ A3

ITEM 03A (Qty 1)

LHS Replacement face panel / return fronts only to existing fascia back boxes.

Featuring:

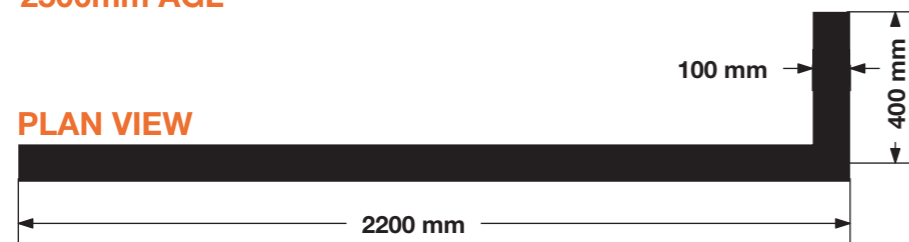
- Aluminium black powder coated, overhead signage panel with back illuminated.
- Back illuminated pushed through Opal acrylic letters.
- Internally illuminated by means of LEDs.

Scale 1:20



2500mm AGL

PLAN VIEW



REFURBISH EXISTING FASCIA LIKE FOR LIKE

ITEM 03B (Qty 1)

Canopy central replacement face panel to existing fascia back boxes.

Featuring:

- Aluminium black powder coated

Scale 1:20



2500mm AGL
REFURBISH EXISTING & CHANGE TEXT ONLY



GROSVENOR CASINO
ST. GILES CASINO
262 TOTTENHAM
COURT ROAD
LONDON
W1T 7RG

166740 (REV B)
05/04/22 - BC

COPYRIGHT :
THE ATTACHED DESIGNS AND ILLUSTRATIONS
ARE INTENDED SOLELY FOR, AND SHOULD
ONLY BE USED BY, THOSE TO WHOM THIS
DESIGN SPECIFICATION IS ADDRESSED.

THE CONTENTS ARE STRICTLY
PRIVATE AND CONFIDENTIAL.
ANY FORM OF REPRODUCTION,
DISSEMINATION, COPYING, DISCLOSURE,
MODIFICATION OR DISTRIBUTION IS STRICTLY
PROHIBITED WITHOUT THE PRIOR WRITTEN
CONSENT OF ASHLEIGH SIGNS LTD
(COMPANY NUMBER : 1325080)
WHOSE REGISTERED ADDRESS IS:
ASHLEIGH HOUSE, BECKBRIDGE ROAD,
NORMANTON INDUSTRIAL ESTATE,
NORMANTON. WF6 1TE

GROSVENOR - ST. GILES CASINO - PROPOSED SIGNAGE

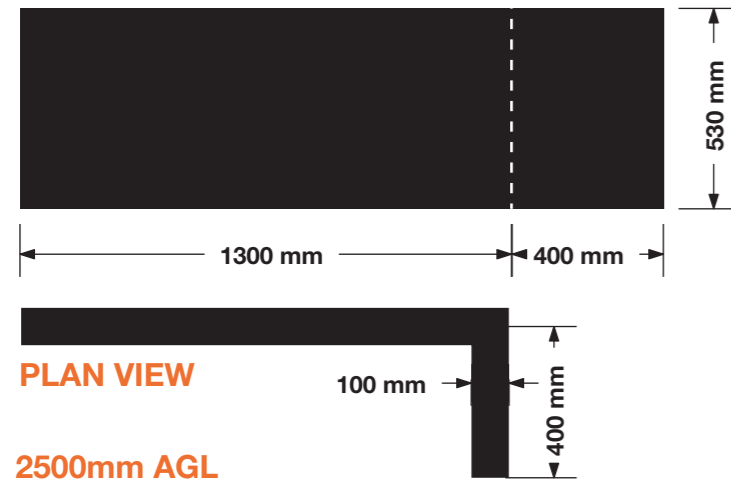
ITEM 03C (Qty 1)

RHS Refurbish face panel / return fronts only to existing fascia back boxes.

Featuring:

- Aluminium black powder coated

Scale 1:20



ITEM 04 (Qty 1)

Refurbish face panel to existing fascia back boxes.

Featuring:

- Aluminium black powder coated, overhead signage panel with back illuminated.
- Back illuminated pushed through Opal acrylic letters.
- Internally illuminated by means of LEDs.

Scale 1:20



ITEM 05 (Qty 1)

Internally illuminated roundel

Featuring:

- A built up internally illuminated logo.
- White LED illumination to letters and white chip return panels
- RGB Blue LED illumination to diffused inner blue halo
- RGB Blue neon flex halo illumination to rear
- Complete with a formed aluminium backing panel.

Scale 1:20



ITEM 06 (Qty 2)

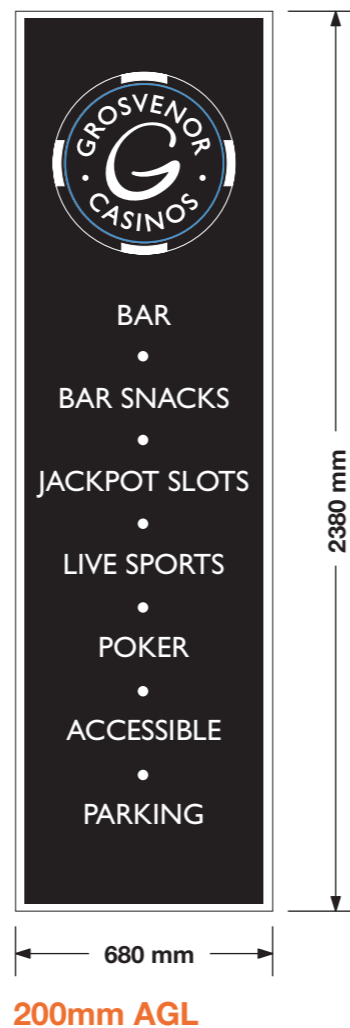
Amenity signage

Featuring:

- Consisting of back illuminated Opal pushed through letters
- Back illuminated Grosvenor G roundel.
- Opal frame, internally illuminated in white LED.

Scale 1:20

REPLACES EXISTING SIGN



Scale 1:20 @ A3



**GROSVENOR CASINO
ST. GILES CASINO
262 TOTTENHAM
COURT ROAD
LONDON
W1T 7RG**

**166740 (REV B)
05/04/22 - BC**

COPYRIGHT :
THE ATTACHED DESIGNS AND ILLUSTRATIONS ARE INTENDED SOLELY FOR, AND SHOULD ONLY BE USED BY, THOSE TO WHOM THIS DESIGN SPECIFICATION IS ADDRESSED.

THE CONTENTS ARE STRICTLY PRIVATE AND CONFIDENTIAL.
ANY FORM OF REPRODUCTION, DISSEMINATION, COPYING, DISCLOSURE, MODIFICATION OR DISTRIBUTION IS STRICTLY PROHIBITED WITHOUT THE PRIOR WRITTEN CONSENT OF ASHLEIGH SIGNS LTD
(COMPANY NUMBER : 1325089)
WHOSE REGISTERED ADDRESS IS:
ASHLEIGH HOUSE, BECKBRIDGE ROAD,
NORMANTON INDUSTRIAL ESTATE,
NORMANTON. WF6 1TE

GROSVENOR - ST. GILES CASINO - EXISTING & PROPOSED ELEVATIONS



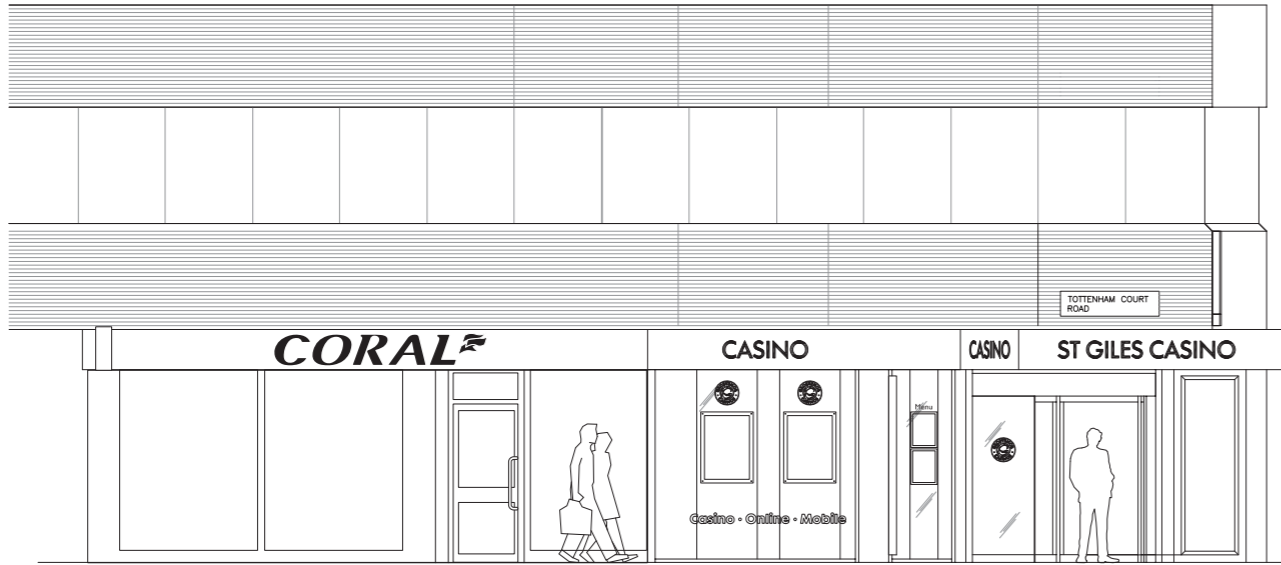
Scale 1:100 @ A3



ashleighsigns

PLANNING
PAGE 3 OF 6

TOTTENHAM COURT ROAD - EXISTING



Front Elevation A- Tottenham Court Road

GREAT RUSSELL STREET - EXISTING



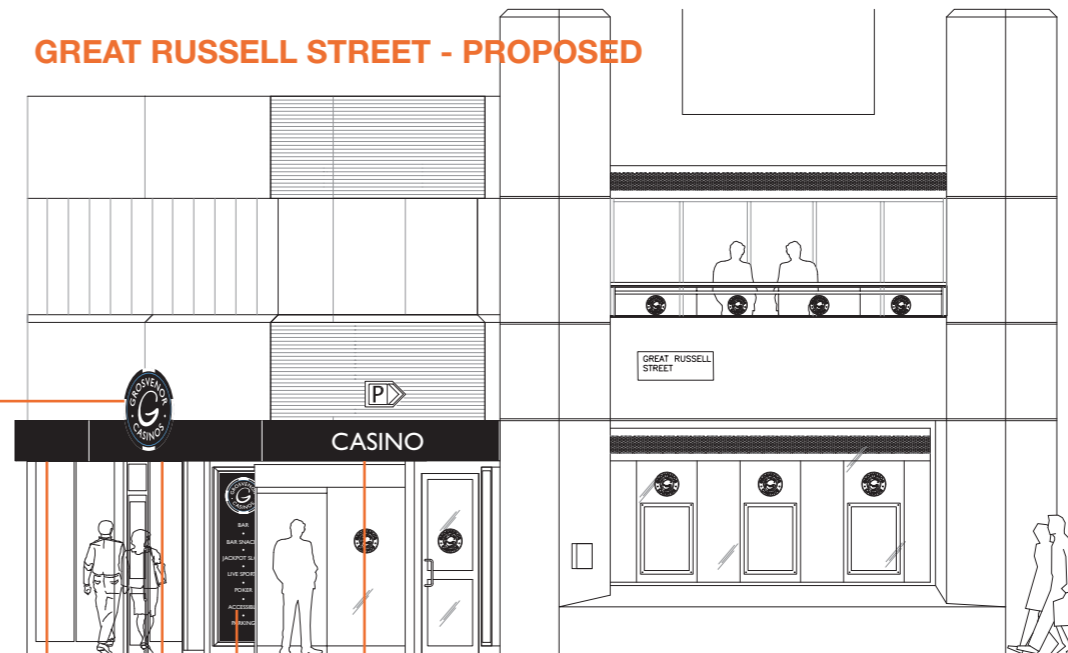
Front Elevation B- Great Russell Street

TOTTENHAM COURT ROAD - PROPOSED



Front Elevation A- Tottenham Court Road

GREAT RUSSELL STREET - PROPOSED



Front Elevation B- Great Russell Street



GROSVENOR CASINO
ST. GILES CASINO
262 TOTTENHAM
COURT ROAD
LONDON
W1T 7RG

166740 (REV B)
05/04/22 - BC

COPYRIGHT :
THE ATTACHED DESIGNS AND ILLUSTRATIONS
ARE INTENDED SOLELY FOR, AND SHOULD
ONLY BE USED BY, THOSE TO WHOM THIS
DESIGN SPECIFICATION IS ADDRESSED.

**THE CONTENTS ARE STRICTLY
PRIVATE AND CONFIDENTIAL.**
ANY FORM OF REPRODUCTION,
DISSEMINATION, COPYING, DISCLOSURE,
MODIFICATION OR DISTRIBUTION IS STRICTLY
PROHIBITED WITHOUT THE PRIOR WRITTEN
CONSENT OF ASHLEIGH SIGNS LTD
(COMPANY NUMBER : 1325080)
WHOSE REGISTERED ADDRESS IS:
ASHLEIGH HOUSE, BECKBRIDGE ROAD,
NORMANTON INDUSTRIAL ESTATE,
NORMANTON, WF6 1TE



GROSVENOR CASINO
ST. GILES CASINO
262 TOTTENHAM
COURT ROAD
LONDON
W1T 7RG

166740 (REV B)
05/04/22 - BC

COPYRIGHT :
THE ATTACHED DESIGNS AND ILLUSTRATIONS
ARE INTENDED SOLELY FOR, AND SHOULD
ONLY BE USED BY, THOSE TO WHOM THIS
DESIGN SPECIFICATION IS ADDRESSED.

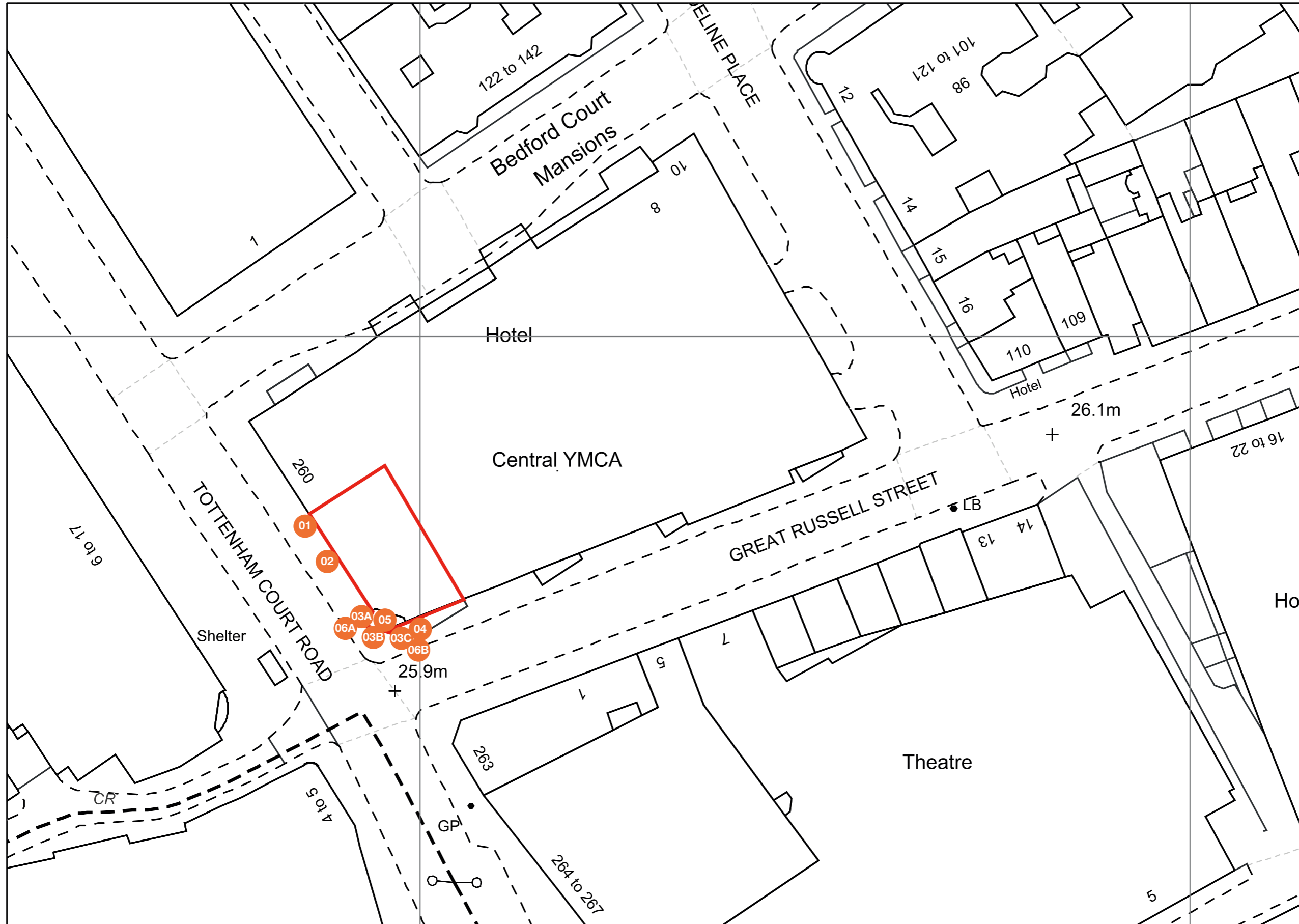
**THE CONTENTS ARE STRICTLY
PRIVATE AND CONFIDENTIAL.**
ANY FORM OF REPRODUCTION,
DISSEMINATION, COPYING, DISCLOSURE,
MODIFICATION OR DISTRIBUTION IS STRICTLY
PROHIBITED WITHOUT THE PRIOR WRITTEN
CONSENT OF ASHLEIGH SIGNS LTD

(COMPANY NUMBER : 1325080)
WHOSE REGISTERED ADDRESS IS:
ASHLEIGH HOUSE, BECKBRIDGE ROAD,
NORMANTON INDUSTRIAL ESTATE,
NORMANTON, WF6 1TE

GROSVENOR - ST. GILES CASINO - LOCATION PLAN



Scale 1:500 @ A3



ashleighsigns

PLANNING
PAGE 5 OF 6



GROSVENOR CASINO
ST. GILES CASINO
262 TOTTENHAM
COURT ROAD
LONDON
W1T 7RG

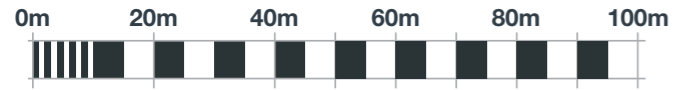
166740 (REV B)
05/04/22 - BC

COPYRIGHT :
THE ATTACHED DESIGNS AND ILLUSTRATIONS
ARE INTENDED SOLELY FOR, AND SHOULD
ONLY BE USED BY, THOSE TO WHOM THIS
DESIGN SPECIFICATION IS ADDRESSED.

THE CONTENTS ARE STRICTLY
PRIVATE AND CONFIDENTIAL.
ANY FORM OF REPRODUCTION,
DISSEMINATION, COPYING, DISCLOSURE,
MODIFICATION OR DISTRIBUTION IS STRICTLY
PROHIBITED WITHOUT THE PRIOR WRITTEN
CONSENT OF ASHLEIGH SIGNS LTD

(COMPANY NUMBER : 1325080)
WHOSE REGISTERED ADDRESS IS:
ASHLEIGH HOUSE, BECKBRIDGE ROAD,
NORMANTON INDUSTRIAL ESTATE,
NORMANTON, W6 6 1TE

GROSVENOR - ST. GILES CASINO - LOCATION PLAN

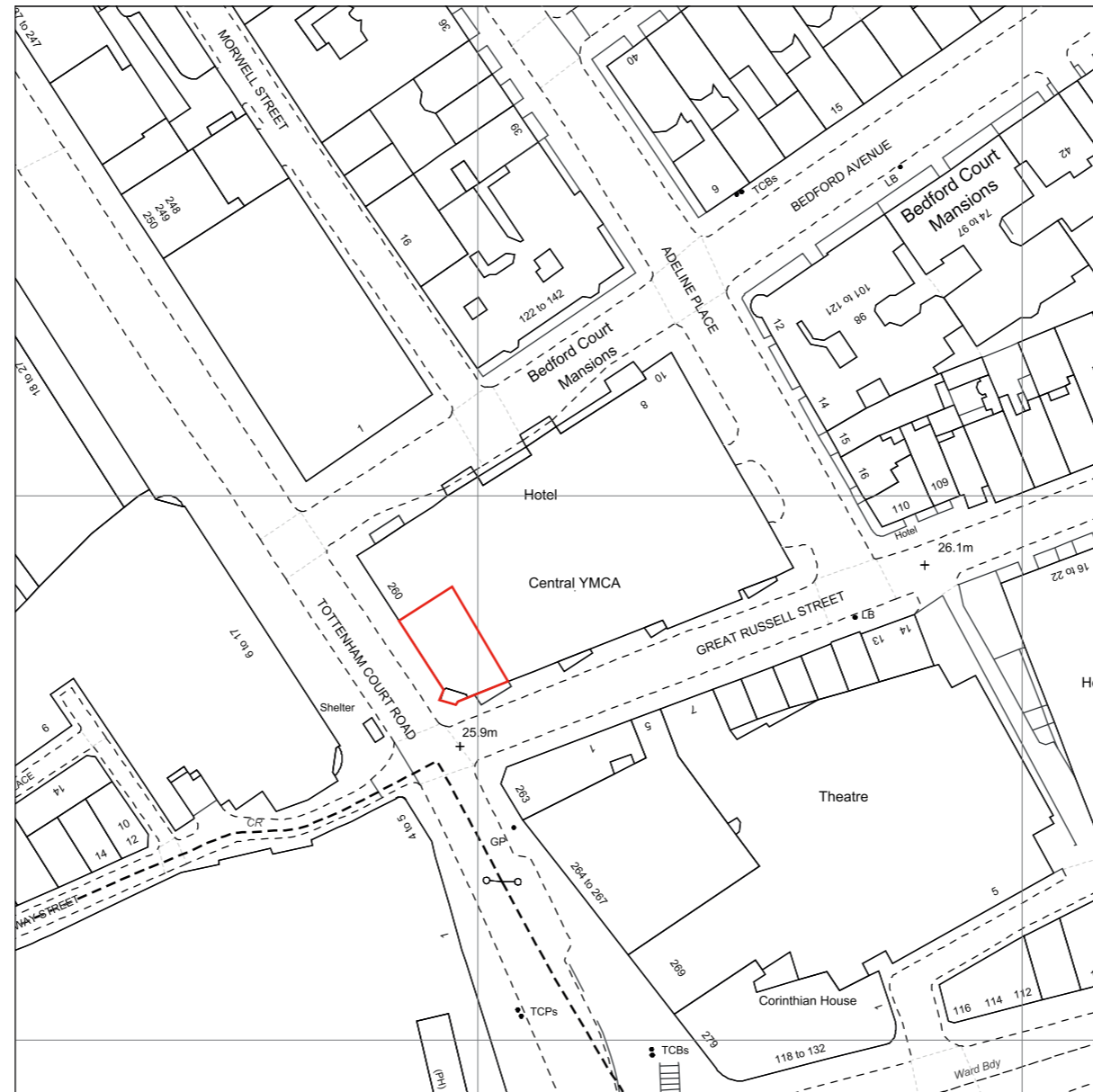


Scale 1:1250 @ A3



ashleighsigns

**PLANNING
PAGE 6 OF 6**



**GROSVENOR CASINO
ST. GILES CASINO
262 TOTTENHAM
COURT ROAD
LONDON
W1T 7RG**

**166740 (REV B)
05/04/22 - BC**

COPYRIGHT :
THE ATTACHED DESIGNS AND ILLUSTRATIONS ARE INTENDED SOLELY FOR, AND SHOULD ONLY BE USED BY, THOSE TO WHOM THIS DESIGN SPECIFICATION IS ADDRESSED.

THE CONTENTS ARE STRICTLY PRIVATE AND CONFIDENTIAL.
ANY FORM OF REPRODUCTION, DISSEMINATION, COPYING, DISCLOSURE, MODIFICATION OR DISTRIBUTION IS STRICTLY PROHIBITED WITHOUT THE PRIOR WRITTEN CONSENT OF ASHLEIGH SIGNS LTD

(COMPANY NUMBER : 1325080)
WHOSE REGISTERED ADDRESS IS:
ASHLEIGH HOUSE, BECKBRIDGE ROAD,
NORMANTON INDUSTRIAL ESTATE,
NORMANTON, WF6 1TE