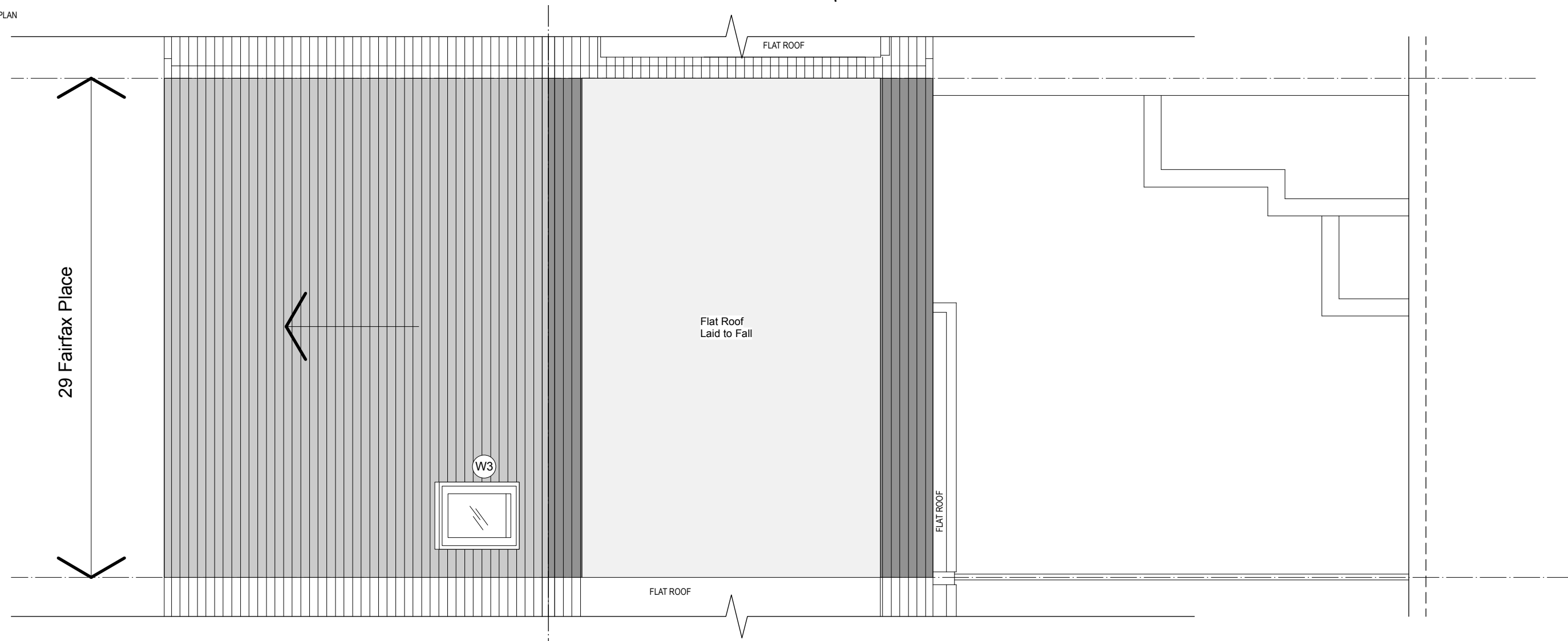
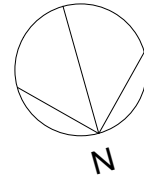



ROOF PLAN



**PLANNING**

DRAWING FOR PLANNING APPLICATION PURPOSES ONLY.  
NOT FOR CONSTRUCTION.

This is a 'Scheme Level Drawing' and is intended to illustrate the general arrangement of the project proposals. As it stands this drawing does not include all of the detail necessary for a full plans building regulations application.

While this drawing can be used as a base drawing for construction purposes, your building contractor may require more information. It is therefore important to discuss, with your architect & builder together, where more detail would be appropriate.

All dimensions are in millimetres  
All dimensions to be checked on site  
© Architect Your Home

Your Architect Your Home Licensee:  
Architect Your Home *Chelsea*  
60 Farleigh Road  
London N16 7TQ

Project name:  
29 Fairfax Place,  
London, NW6 4EJ

Drawing name:  
Roof Plan - Proposed

Date: 12.04.22	Job no: 58-222	Drawing no: A113
Scale: 1:50@A3	Revision: -	Drawn by: RC

Project name:  
**architectyourhome**