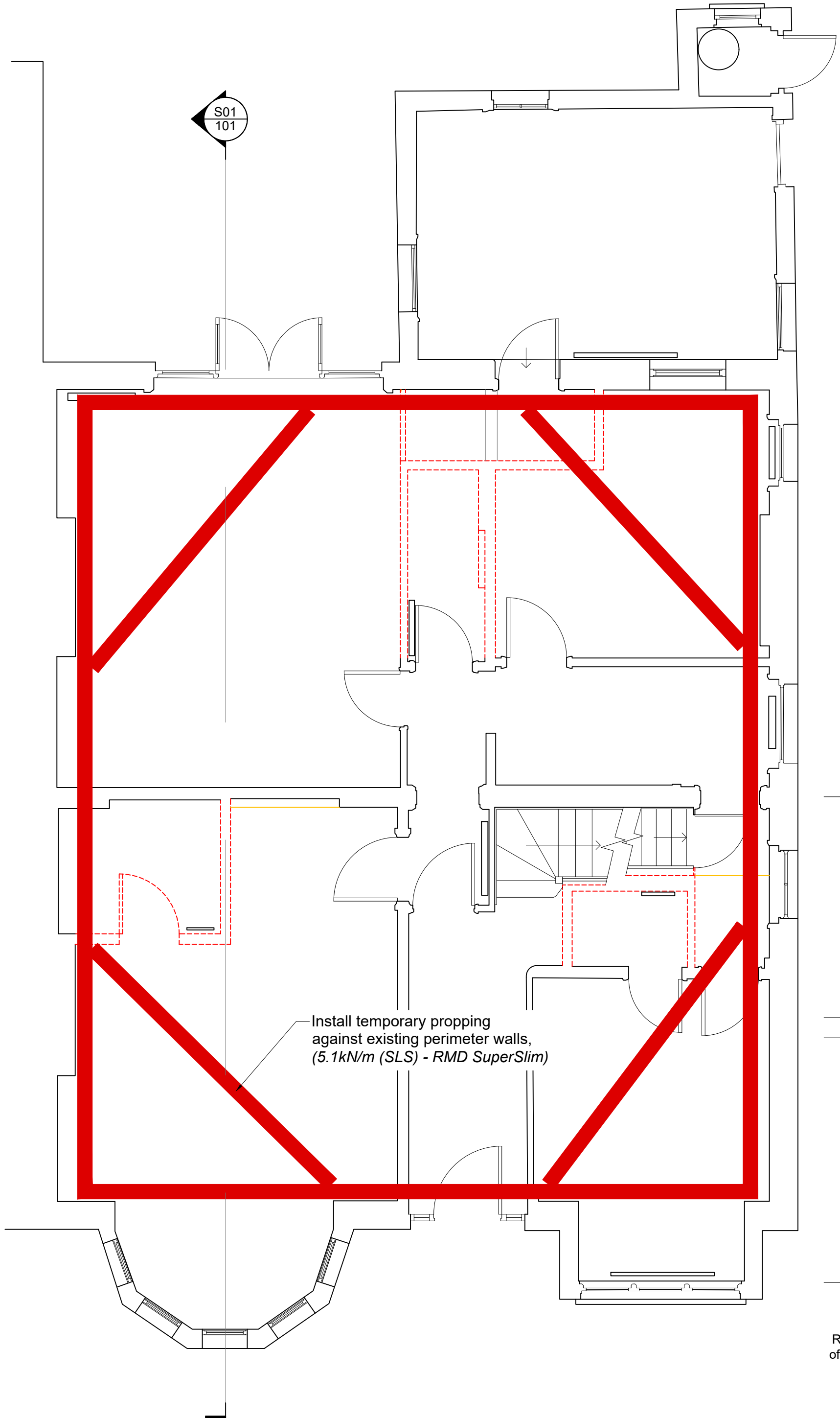


**EXISTING BASEMENT PLAN**  
Non Loading Walls Demolition  
(Stage 1)  
sc. 1:50

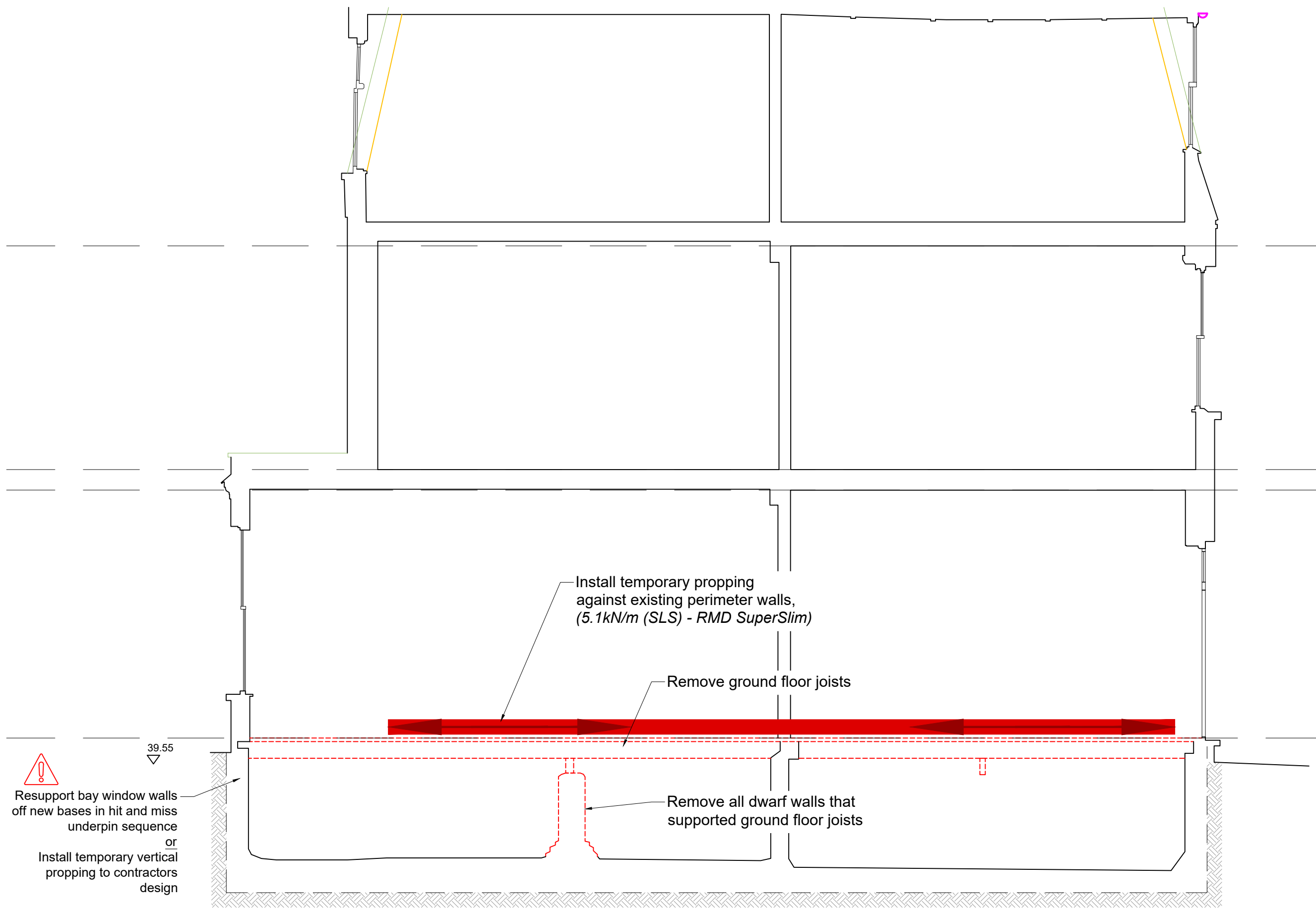
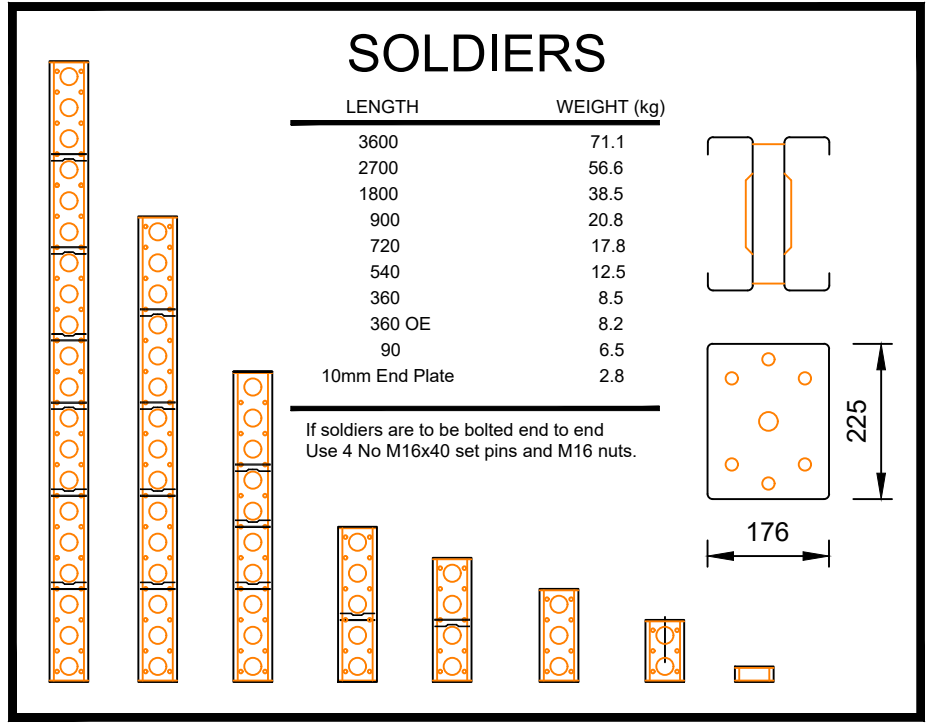


**EXISTING GROUND FLOOR PLAN**  
Install temporary propping against existing perimeter walls, (5.1kN/m (SLS) - RMD SuperSlim)  
Remove ground floor joists.  
(Stage 2)  
sc. 1:50

### Propping System Notes

THIS DRAWING REPRESENTS DESIGN INTENT AND CONCEPT ONLY.

Detailed design, details and assembly instructions, health and safety risk assessments and all other relevant information to be provided by propping system supplier.



**SECTION S01**  
(Stage 2)  
sc. 1:50

NOTES:  
All dimensions are in millimeters (mm) unless noted otherwise. All dimensions must be checked on site and any discrepancy brought to the attention of this design office.  
This drawing is to be read in conjunction with relevant architect & structural engineers drawings and specifications.  
Proprietary equipment to be used in accordance with manufacturer's recommendations.

P01	COMMENTS RECEIVED	IF	07/12/2021
P0	FIRST ISSUE	IF	24/11/2021
REV:	DESCRIPTION:	BY:	DATE:
STATUS: APPROVAL			

**Flood Engineering**  
4 Fontwell Close,  
Harrow,  
London,  
HA3 6DE  
Tel: 0789 553 5913  
ian@floodeng.com

SITE: 52 ABERDALE GARDENS London, NW6 3QD			
TITLE: BASEMENT SEQUENCE SHEET 1			
SCALE AT A1: AS SHOWN	DATE: 24/11/2021	DRAWN: IF	CHECKED: NP
PROJECT NO: 211119	DRAWING NO: 100	REVISION: P01	