

General Notes

THIS DRAWING IS FOR DESIGN INTENT PURPOSES ONLY, NOT FOR CONSTRUCTION.

HEATHERWICK STUDIO TAKE NO RESPONSIBILITY FOR ANY DIMENSIONS
OBTAINED BY MEASURING OR SCALING FROM THIS DRAWING.

ALL DIMENSIONS AND LEVELS ARE TO BE CHECKED ON SITE BEFORE PROCEEDING.

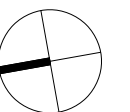
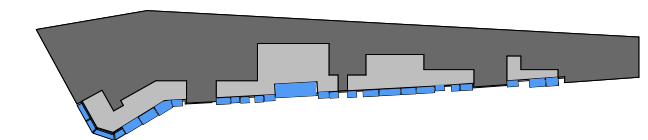
THIS DRAWING MUST BE READ IN CONJUNCTION WITH RELEVANT
CONSULTANT AND SPECIALIST DRAWINGS.

ALL STRUCTURE, MEP, LIGHTING, PLANTING CIVILS & DRAINAGE ARE INDICATIVE ONLY. THE SIZING OF STRUCTURAL AND SERVICES ELEMENTS MUST BE CHECKED AGAINST THE RELEVANT ENGINEER'S DRAWINGS

THIS DRAWING IS THE COPYRIGHT OF HEATHERWICK STUDIO AND IS NOT TO BE REPRODUCED IN ANY FORM WITHOUT PRIOR WRITTEN CONSENT

GROUND FLOOR FACADE DRAWN BY HEATHERWICK STUDIO. ALL OTHER ELEMENTS OF THE DRAWINGS ARE PREPARED BY BDP AS ORIGINALLY SUBMITTED IN THE 2017 RESERVED MATTERS APPLICATION AND SUBSEQUENT NON-MATERIAL AMENDMENTS. HEATHERWICK STUDIO SHALL HAVE NO LIABILITY WHATSOEVER FOR ANY ERRORS, DEFECTS AND/OR DEFICIENCIES IN BDP DRAWINGS OR BASE BUILD INFORMATION.

Key Plan



Sheet Notes

Planning Envelope

Not in Scope

Sheet Notes



| P01 | 16/03/22 | ISSUE FOR PLANNING |
|-----|----------|--------------------|
| REV | DATE | DESCRIPTION |



UK-LON-KGX1

GOOGLE INC
16-21 Stable Street
London, N1C 4AB
TEL: +44 (0)203 6640200

Project Name

Documentation


Development Zone A
Kings Cross Central
York Way
London

Sheet Name


GP/XX - Frame S19 - Assembly Drawing

| | | | |
|--------------|---------------|-----------|---------|
| Project No. | | Sheet No. | |
| KXC | HS-GP-XX-AS-T | 45-0019 | |
| Status | | | |
| For Approval | | | |
| Date Drawn | | Rev Date | |
| 11/18/21 | | 16/03/22 | |
| Revision | | P01 | |
| Size | Scale | Drawn By | Checked |
| A1 | 1:50 | JC | JC |

Heatherwick studio
55 Argyle Street, London WC1H 8EE | T: +44 (0) 20 7833 8800
studio@heatherwick.com | heatherwick.com



Heatherwick studio
55 Argyle Street, London WC1H 8EE | T: +44 (0) 20 7833 8800
studio@heatherwick.com | heatherwick.com



Heatherwick studio
55 Argyle Street, London WC1H 8EE | T: +44 (0) 20 7833 8800
studio@heatherwick.com | heatherwick.com

General Notes

THIS DRAWING IS FOR DESIGN INTENT PURPOSES ONLY. NOT FOR CONSTRUCTION.

HEATHERWICK STUDIO TAKE NO RESPONSIBILITY FOR ANY DIMENSIONS OBTAINED BY MEASURING OR SCALING FROM THIS DRAWING.

ALL DIMENSIONS AND LEVELS ARE TO BE CHECKED ON SITE BEFORE PROCEEDING.

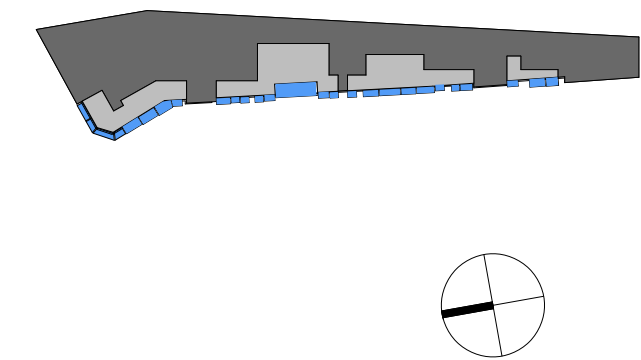
THIS DRAWING MUST BE READ IN CONJUNCTION WITH RELEVANT CONSULTANT AND SPECIALIST DRAWINGS.

ALL STRUCTURE, MEP, LIGHTING, PLANTING CIVILS & DRAINAGE ARE INDICATIVE ONLY. THE SIZING OF STRUCTURAL AND SERVICES ELEMENTS MUST BE CHECKED AGAINST THE RELEVANT ENGINEER'S DRAWINGS.

THIS DRAWING IS THE COPYRIGHT OF HEATHERWICK STUDIO AND IS NOT TO BE REPRODUCED IN ANY FORM WITHOUT PRIOR WRITTEN CONSENT.

GROUND FLOOR FACADE DRAWN BY HEATHERWICK STUDIO. ALL OTHER ELEMENTS OF THE DRAWINGS ARE PREPARED BY BDP AS ORIGINALLY SUBMITTED IN THE 2017 RESERVED MATTERS APPLICATION AND SUBSEQUENT NON-MATERIAL AMENDMENTS. HEATHERWICK STUDIO SHALL HAVE NO LIABILITY WHATSOEVER FOR ANY ERRORS, DEFECTS AND/OR DEFICIENCIES IN BDP DRAWINGS OR BASE BUILD INFORMATION.

Key Plan



Sheet Notes

Planning Envelope

Not in Scope

Sheet Notes

SCALE BAR 1:50

| REV | DATE | DESCRIPTION |
|-----|----------|--------------------|
| P01 | 16/03/22 | ISSUE FOR PLANNING |



Project Name

Documentation

Development Zone A
Kings Cross Central
York Way
London

Sheet Name

GP/XX - Frame S22 - Assembly Drawing

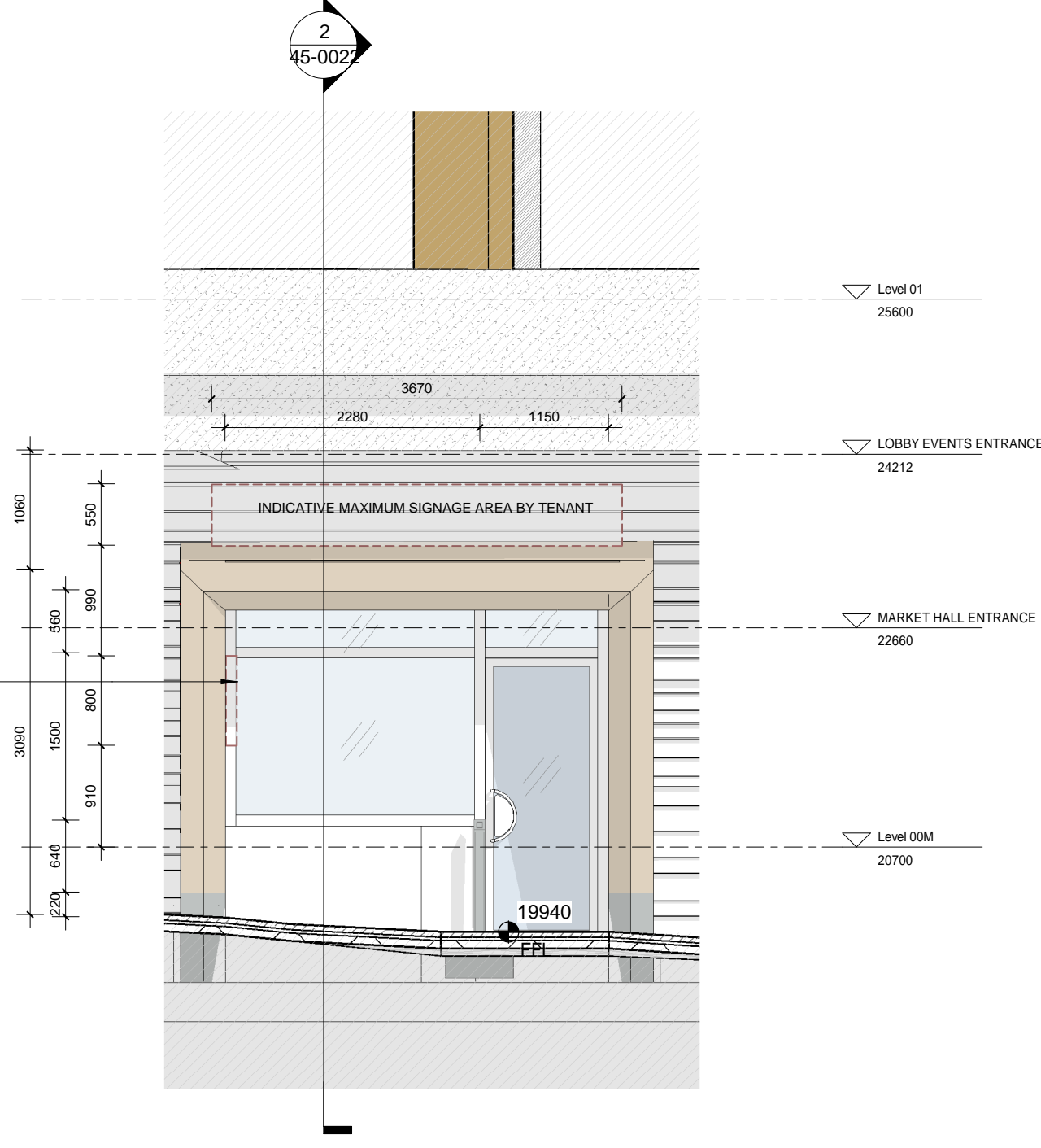
Project No. KXC Sheet No. 45-0022

Status For Approval

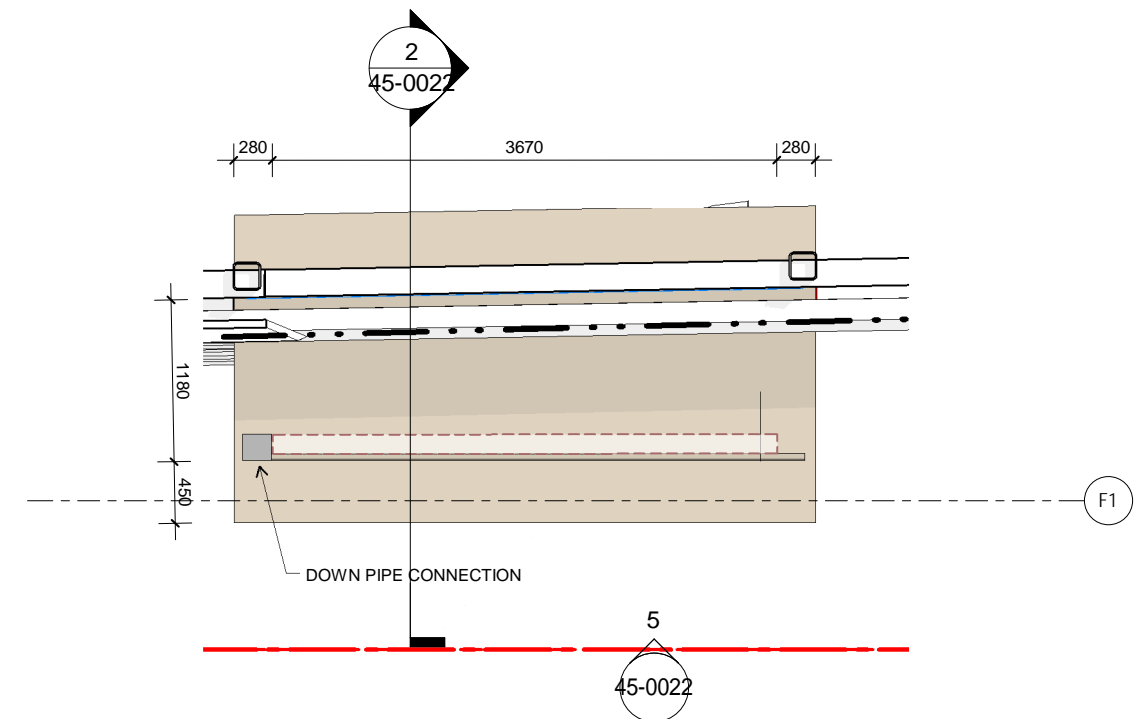
| | | | | | |
|------------|----------|----------|----------|----------|-----|
| Date Drawn | 11/18/21 | Rev Date | 16/03/22 | Revision | P01 |
| Size | A1 | Scale | 1:50 | Drawn By | JC |
| | | | | Checked | JC |

Heatherwick studio

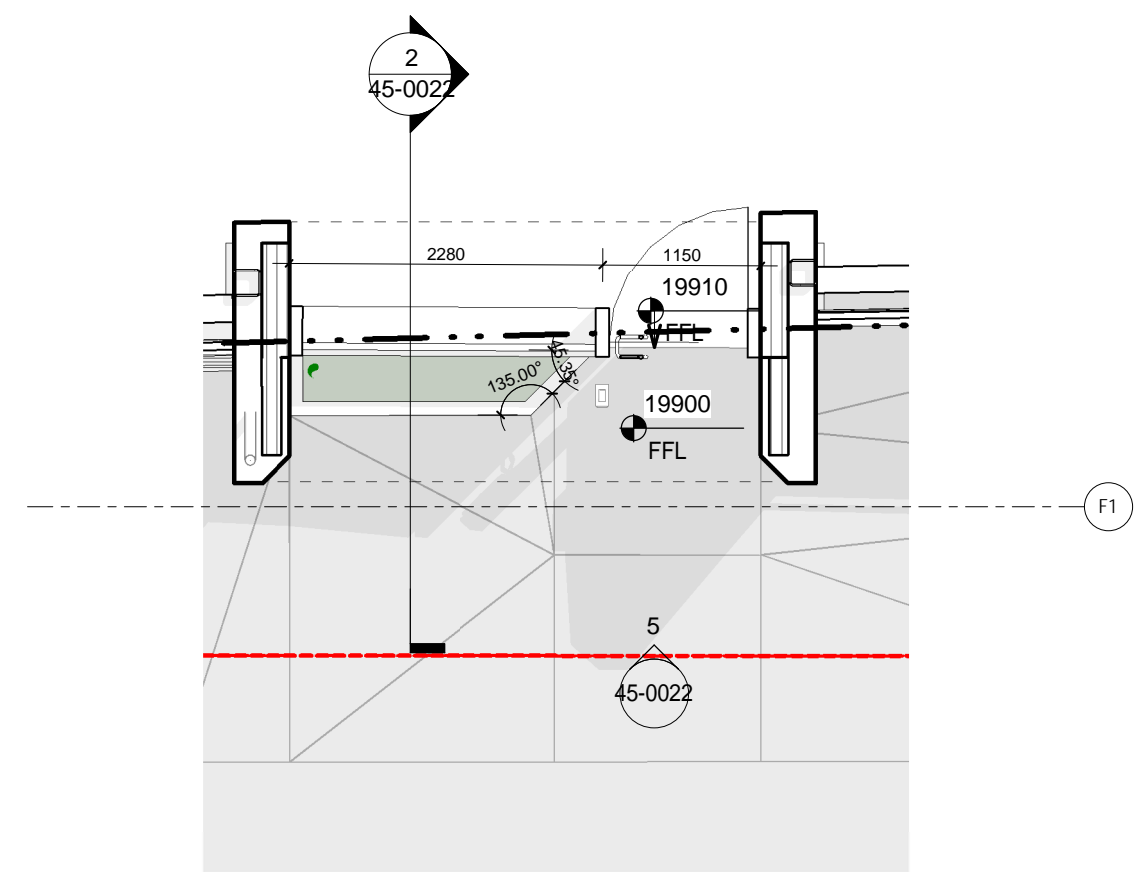
55 Argyle Street, London WC1H 8EE | T: +44 (0) 20 7833 8800
studio@heatherwick.com | heatherwick.com



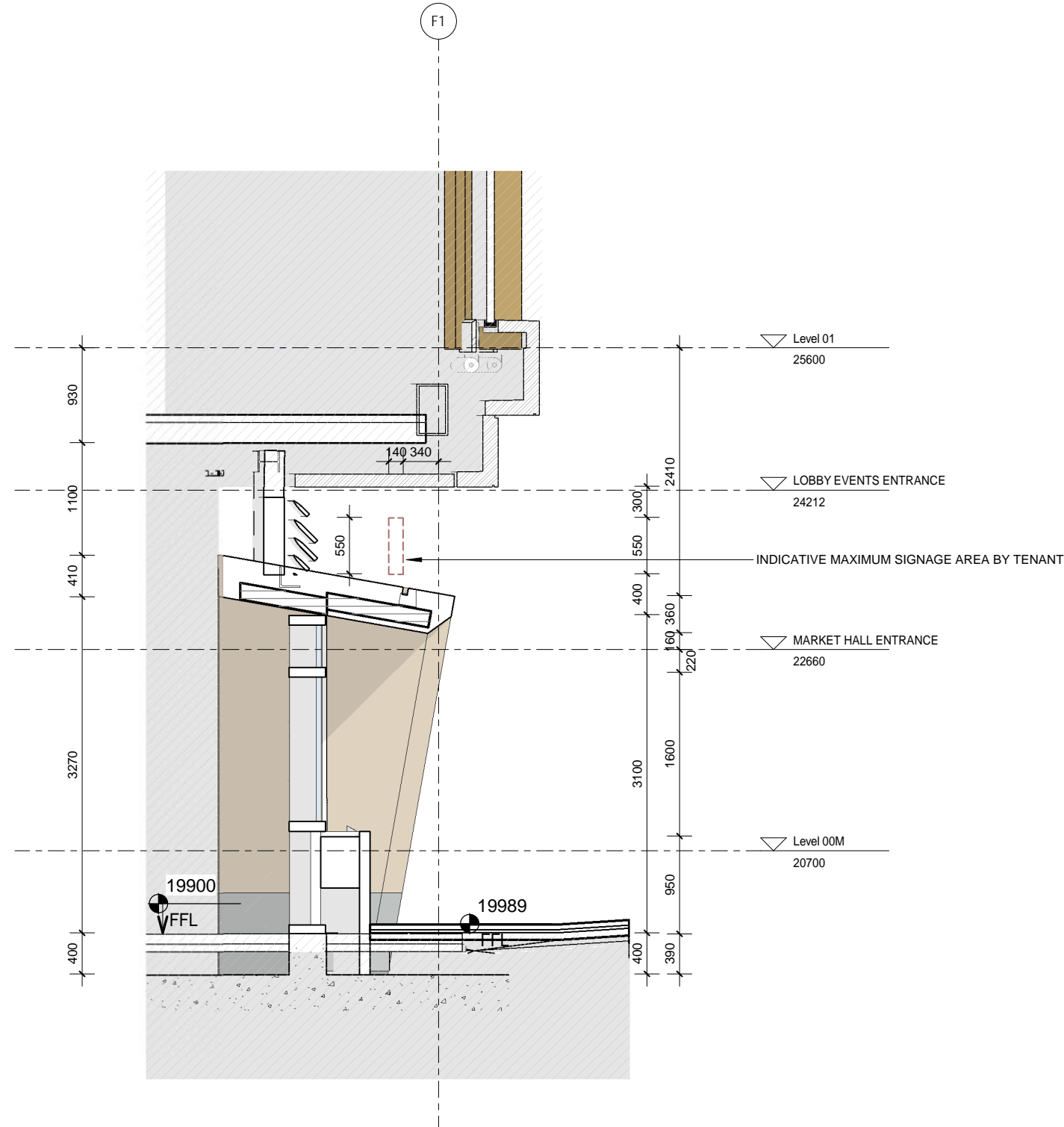
5 HS_A FRAME S22 - ELEVATION



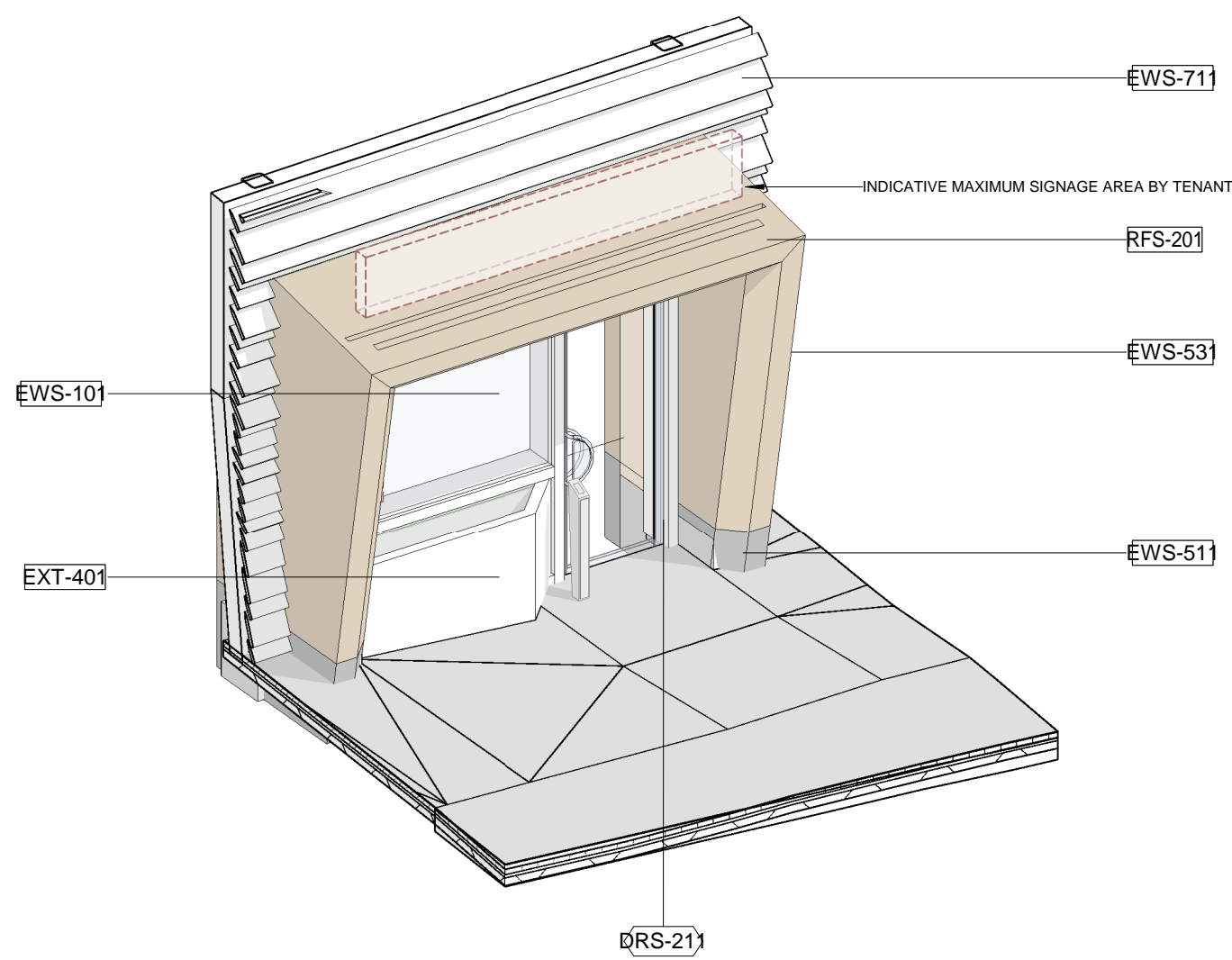
4 HS_A FRAME S22 - ROOF PLAN



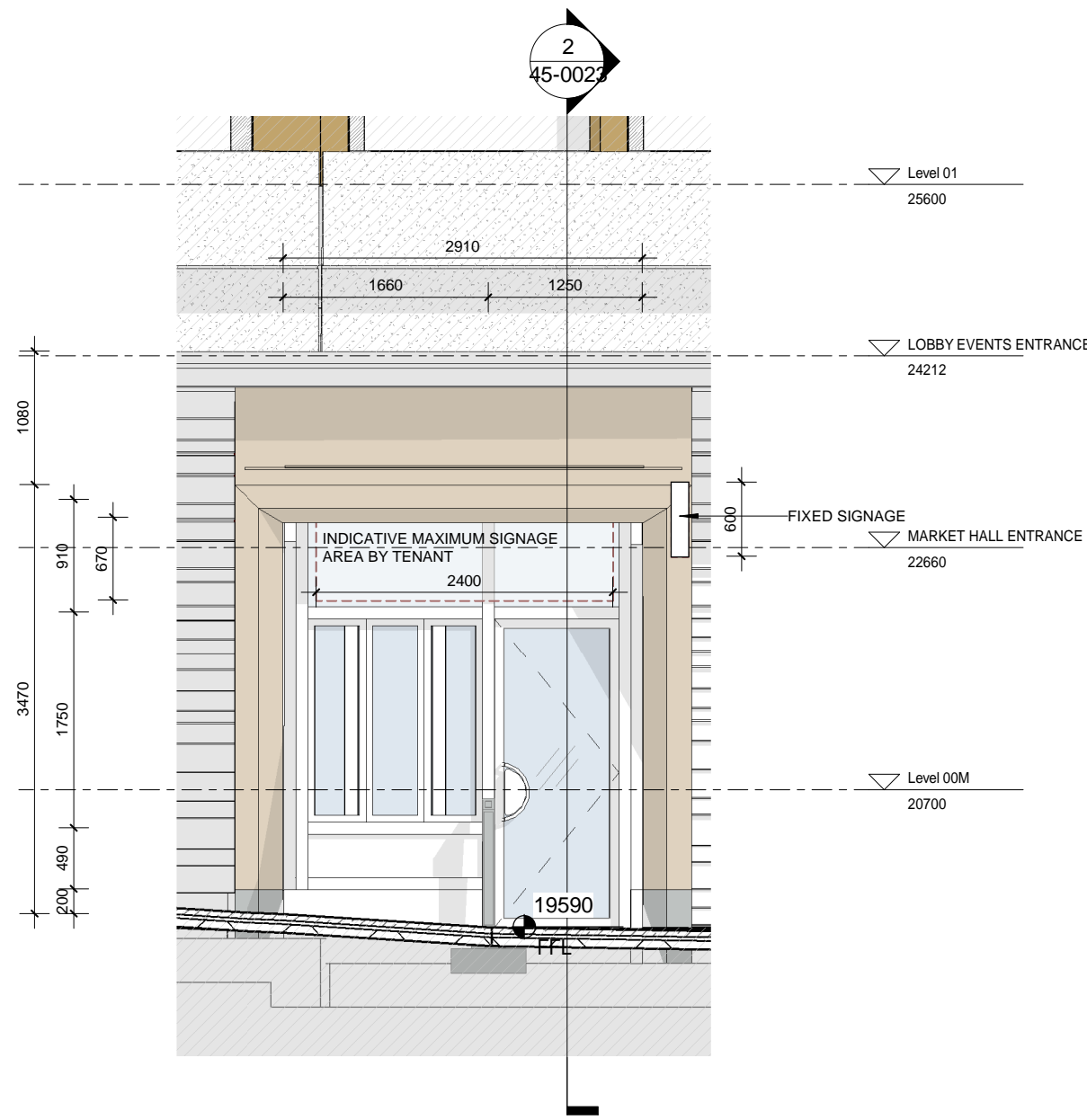
3 HS_A FRAME S22 - FLOOR PLAN



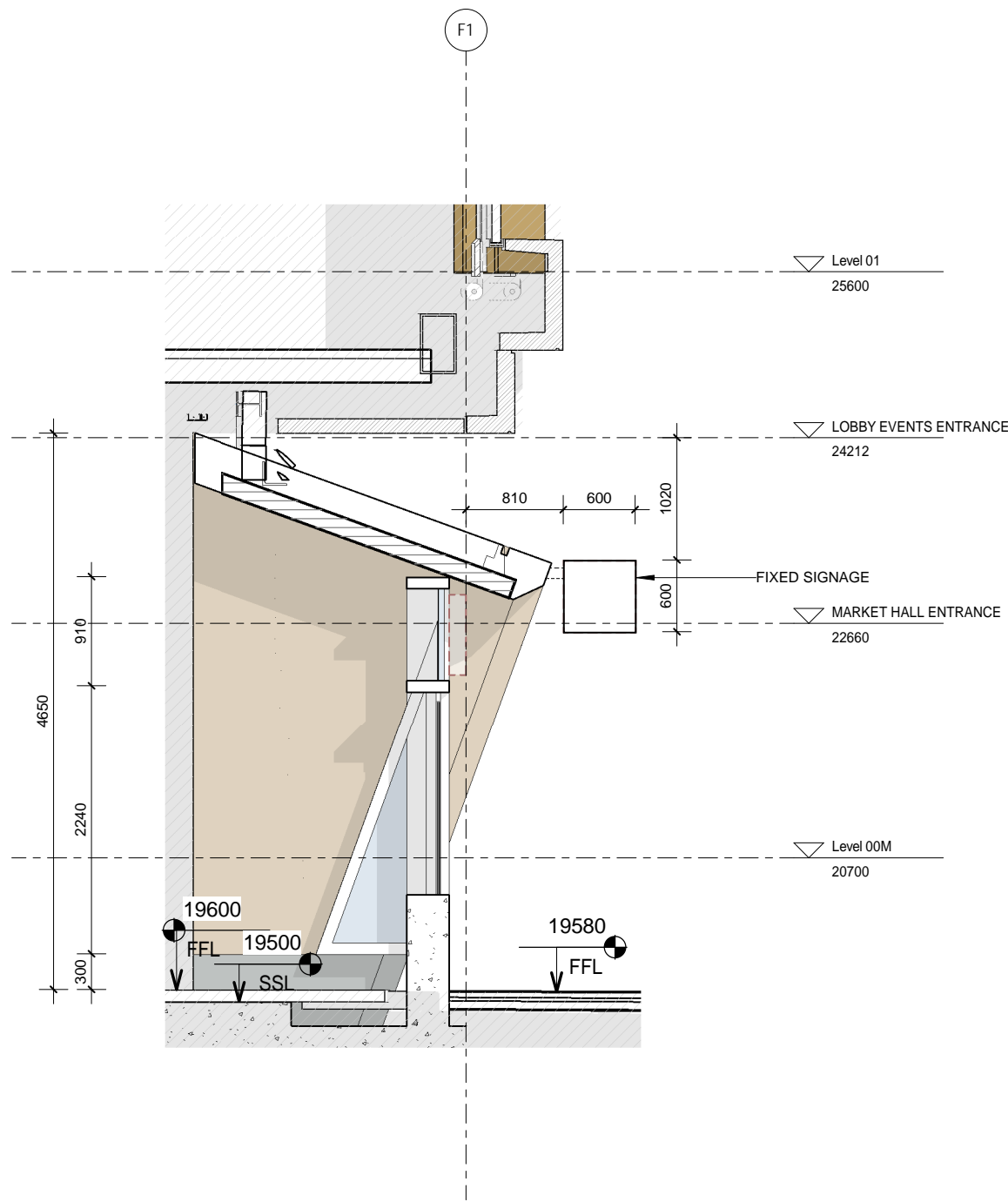
2 HS_A FRAME S22 - SECTION



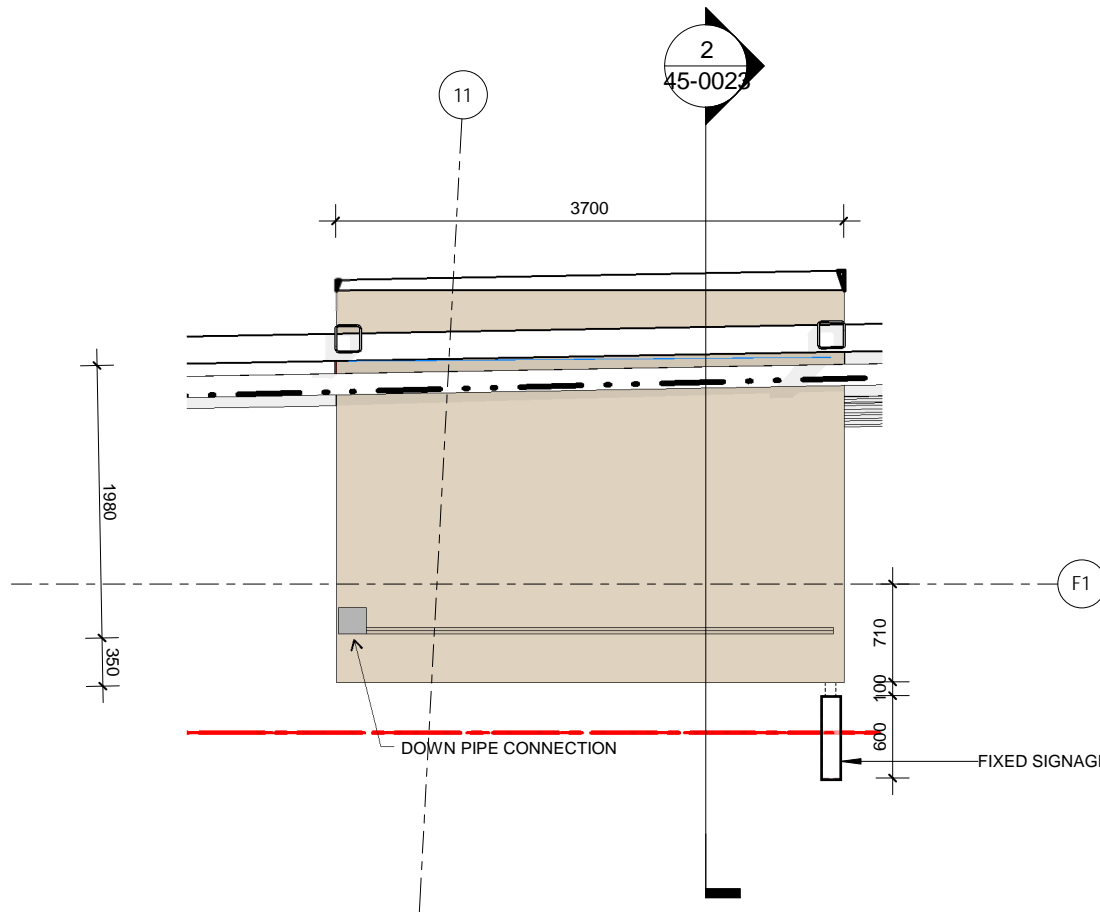
1 HS_A FRAME S22 - AXONOMETRIC VIEW



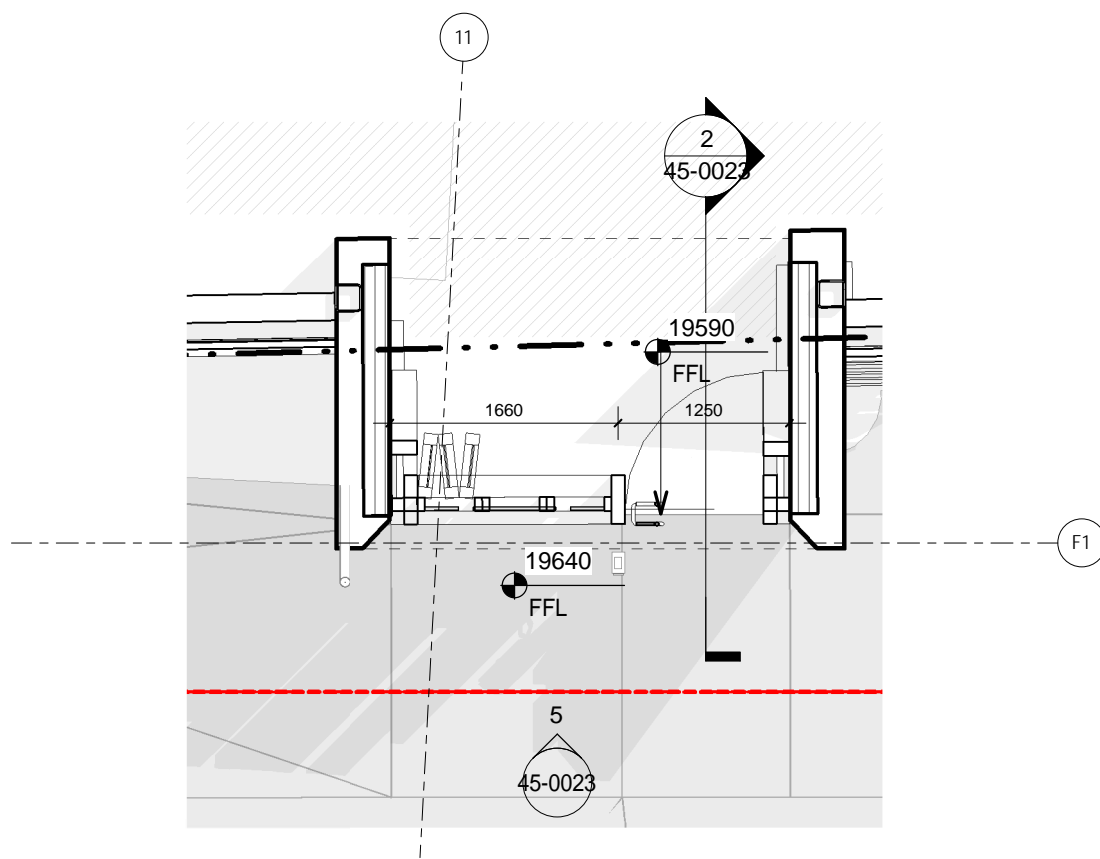
5 HS_A FRAME S23 - ELEVATION
SCALE 1:50



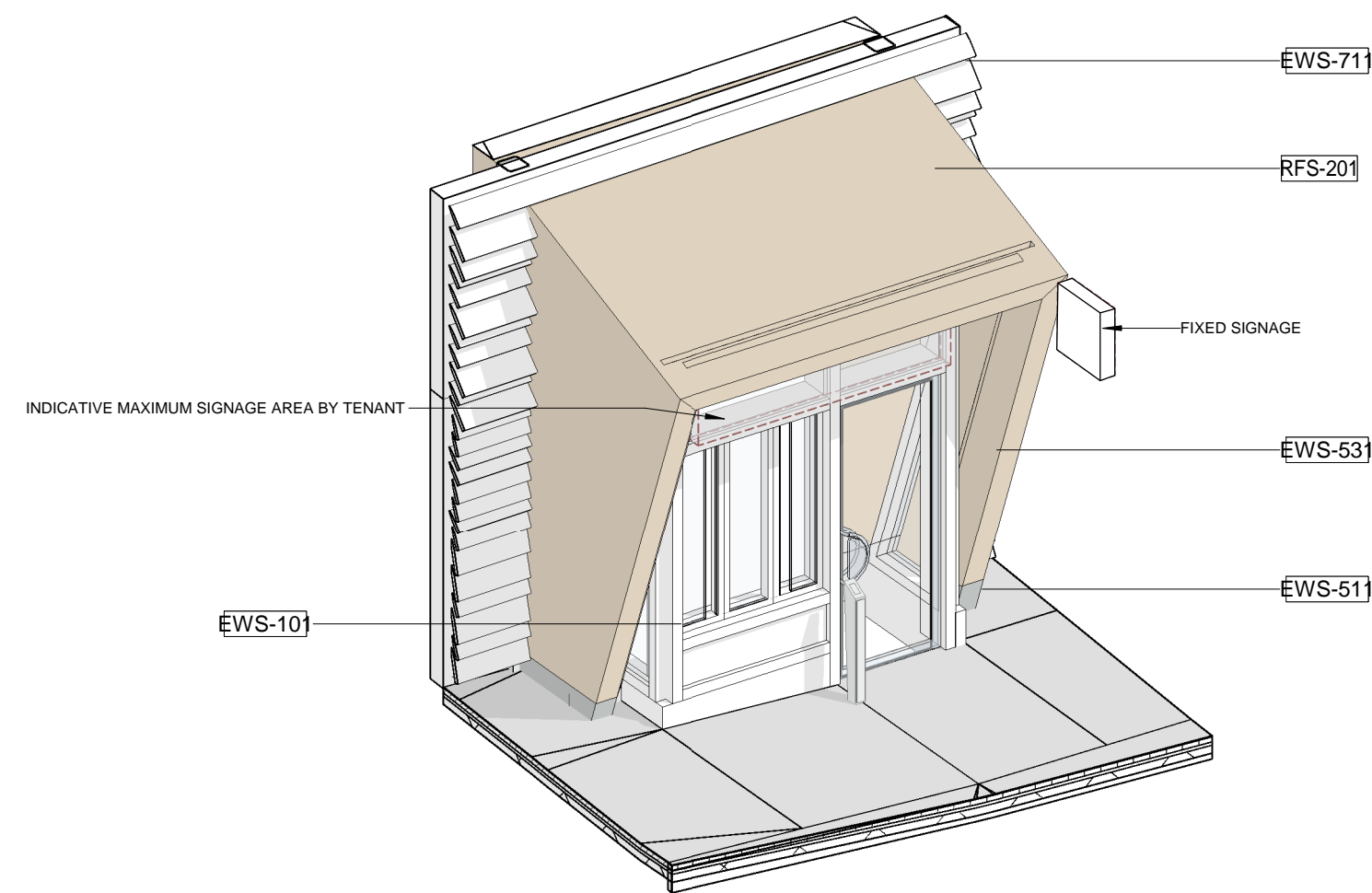
2 HS_A FRAME S23 - SECTION
SCALE 1:50



4 HS_A FRAME S23 - ROOF PLAN
SCALE 1:50



3 HS_A FRAME S23 - FLOOR PLAN
SCALE 1:50



1 HS_A FRAME S23 - AXONOMETRIC VIEW
SCALE

General Notes

THIS DRAWING IS FOR DESIGN INTENT PURPOSES ONLY. NOT FOR CONSTRUCTION.

HEATHERWICK STUDIO TAKE NO RESPONSIBILITY FOR ANY DIMENSIONS OBTAINED BY MEASURING OR SCALING FROM THIS DRAWING.

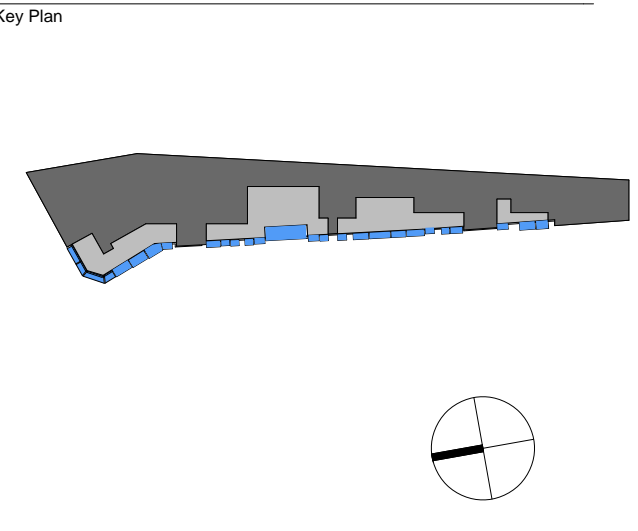
ALL DIMENSIONS AND LEVELS ARE TO BE CHECKED ON SITE BEFORE PROCEEDING.

THIS DRAWING MUST BE READ IN CONJUNCTION WITH RELEVANT CONSULTANT AND SPECIALIST DRAWINGS.

ALL STRUCTURE, MEP, LIGHTING, PLANTING CIVILS & DRAINAGE ARE INDICATIVE ONLY. THE SIZING OF STRUCTURAL AND SERVICES ELEMENTS MUST BE CHECKED AGAINST THE RELEVANT ENGINEER'S DRAWINGS.

THIS DRAWING IS THE COPYRIGHT OF HEATHERWICK STUDIO AND IS NOT TO BE REPRODUCED IN ANY FORM WITHOUT PRIOR WRITTEN CONSENT.


GROUND FLOOR FACADE DRAWN BY HEATHERWICK STUDIO. ALL OTHER ELEMENTS OF THE DRAWINGS ARE PREPARED BY BOP AS ORIGINALLY SUBMITTED IN THE 2017 RESERVED MATTERS APPLICATION AND SUBSEQUENT NON-MATERIAL AMENDMENTS. HEATHERWICK STUDIO SHALL HAVE NO LIABILITY WHATSOEVER FOR ANY ERRORS, DEFECTS AND/OR DEFICIENCIES IN BOP DRAWINGS OR BASE BUILD INFORMATION.



Sheet Notes

Planning Envelope

Not in Scope



SCALE BAR 1:50

| REV | DATE | DESCRIPTION |
|-----|----------|--------------------|
| P01 | 16/03/22 | ISSUE FOR PLANNING |



Project Name

Documentation

Development Zone A
Kings Cross Central
York Way
London

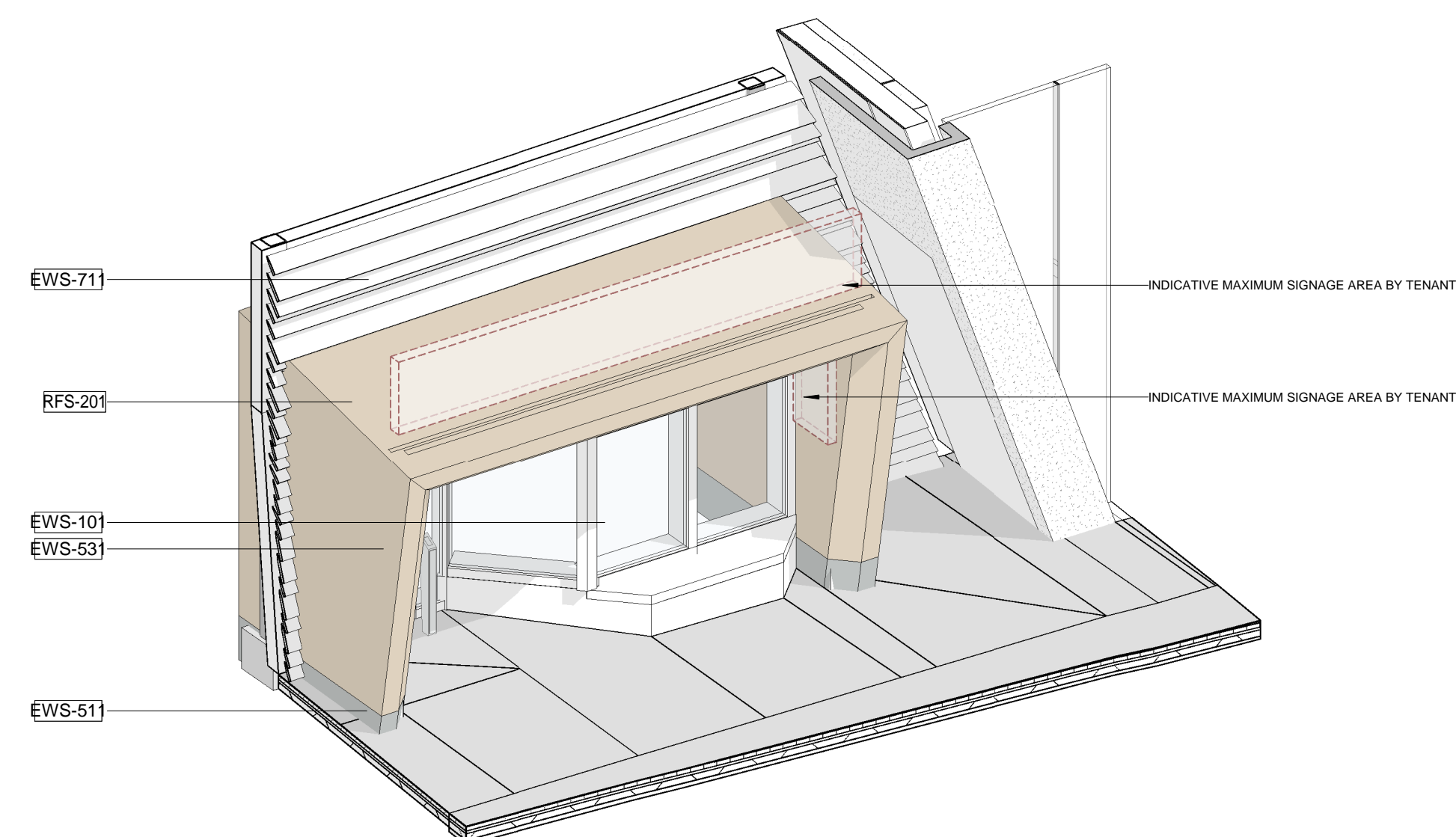
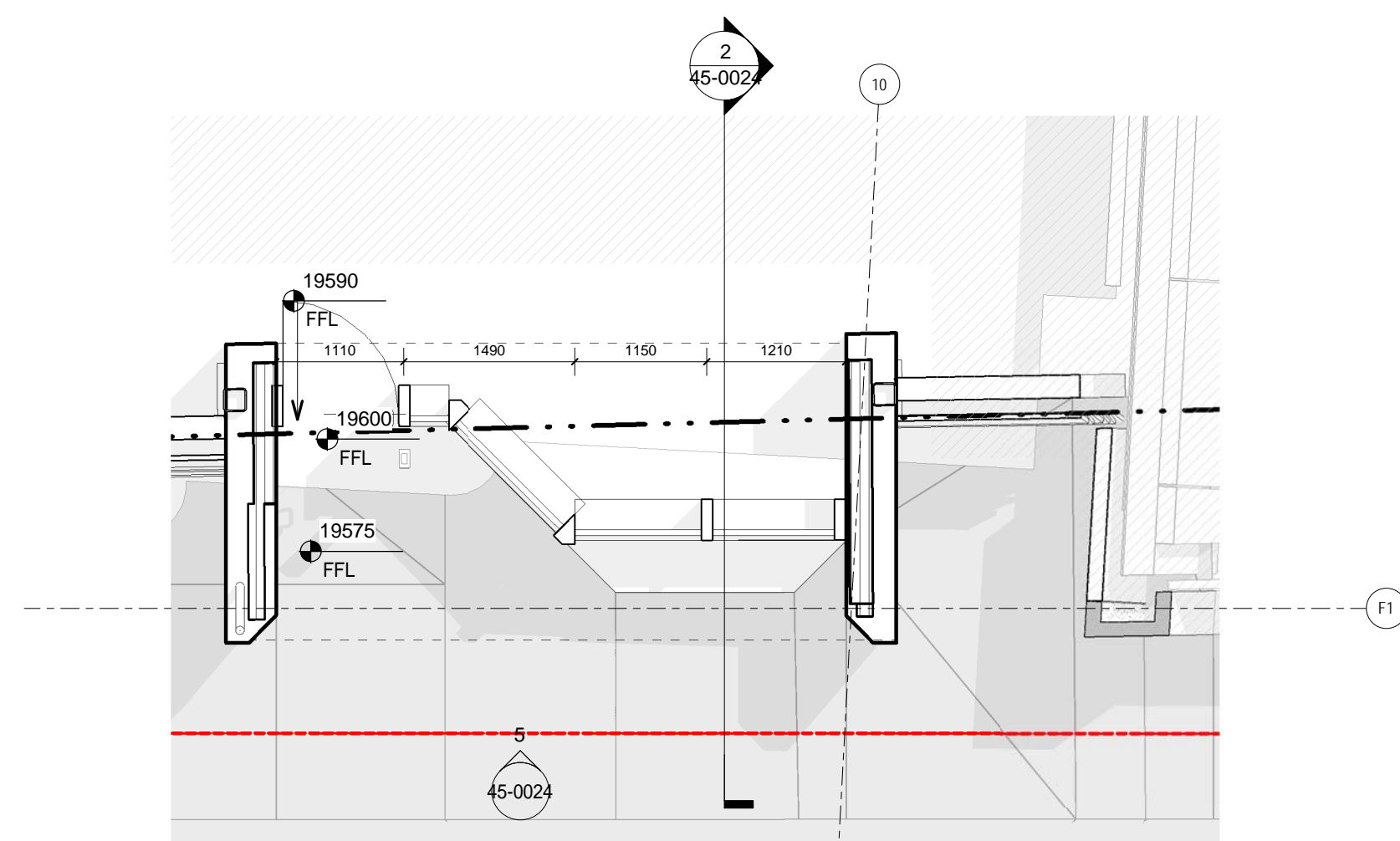
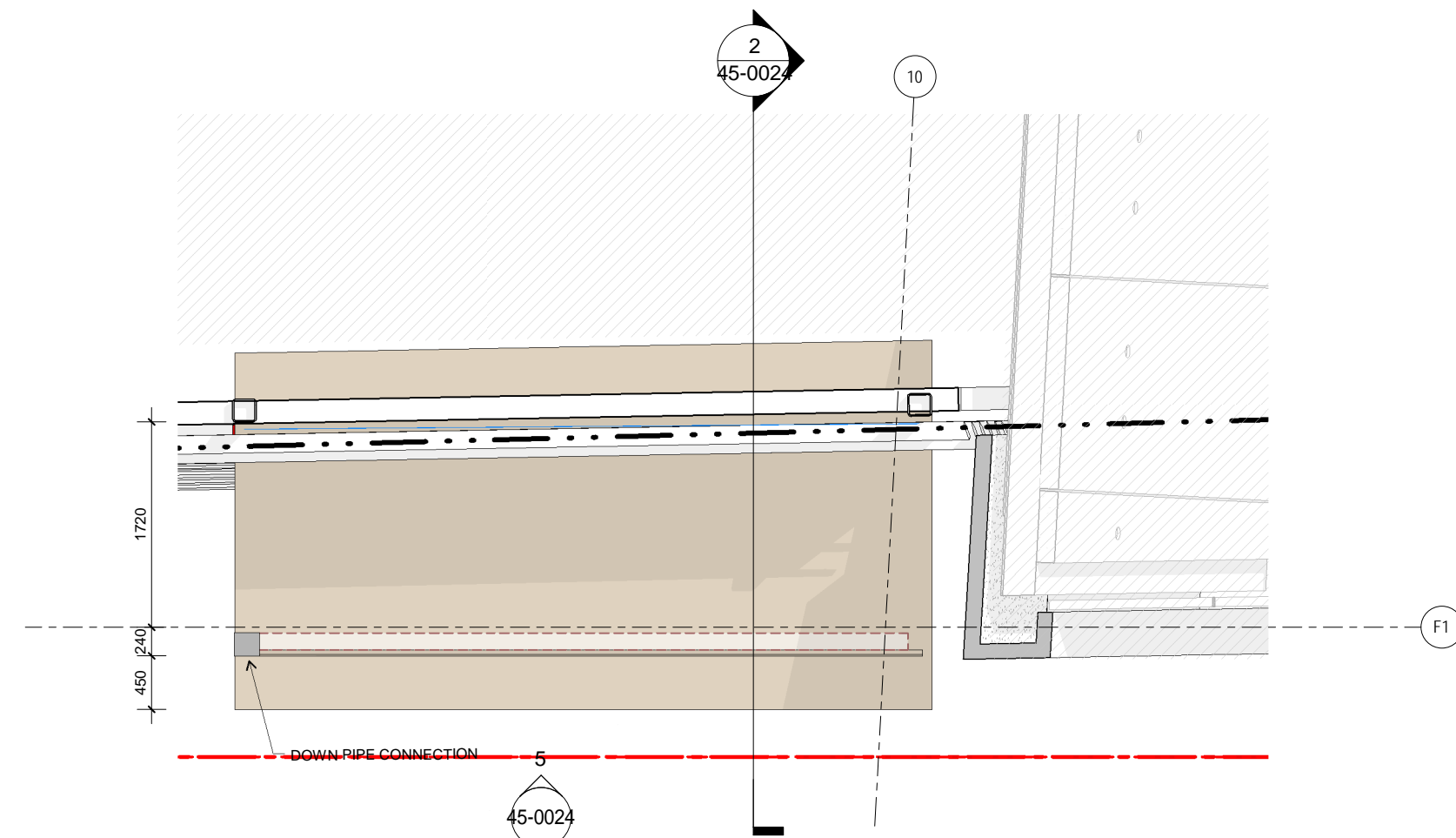
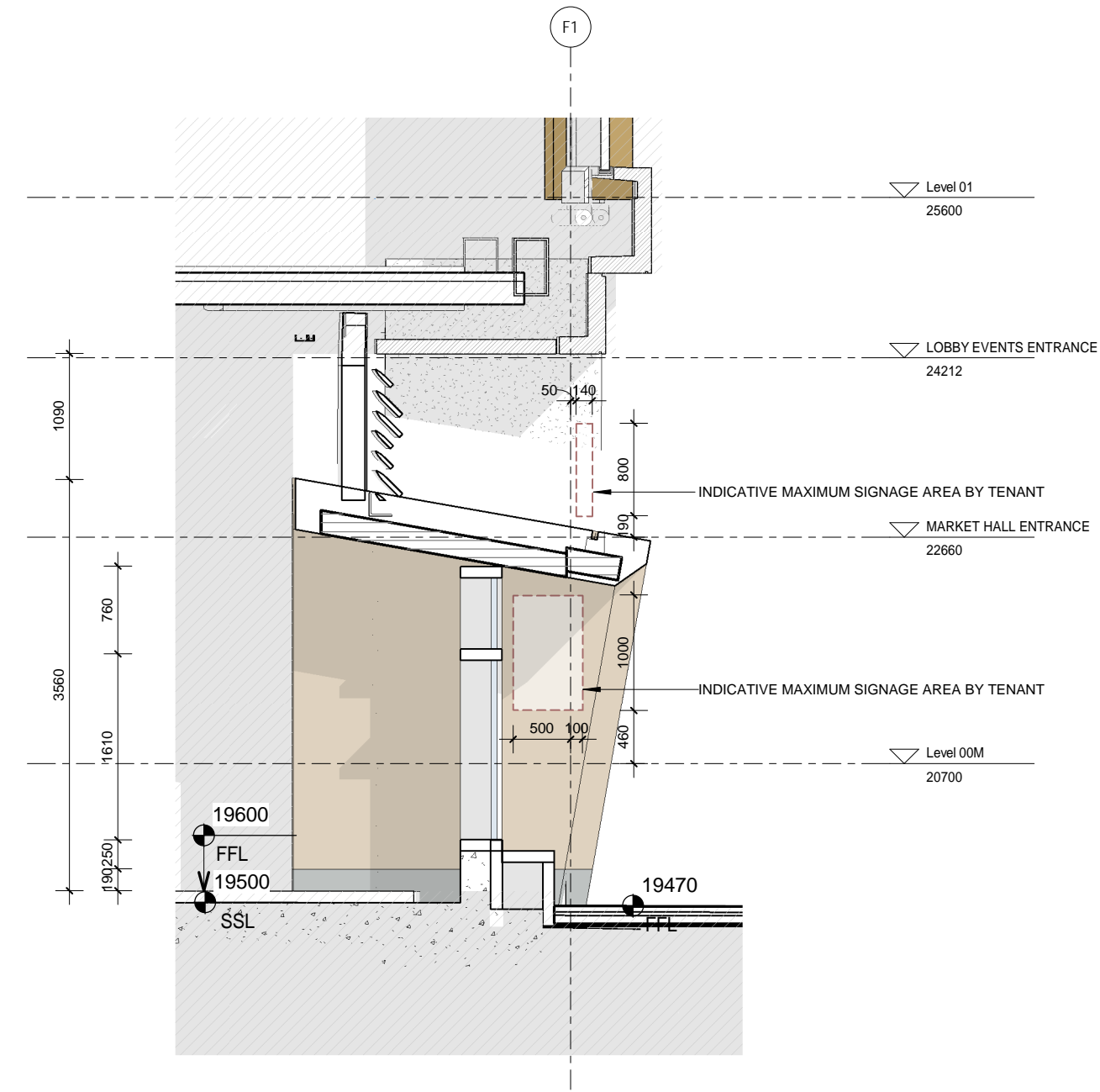
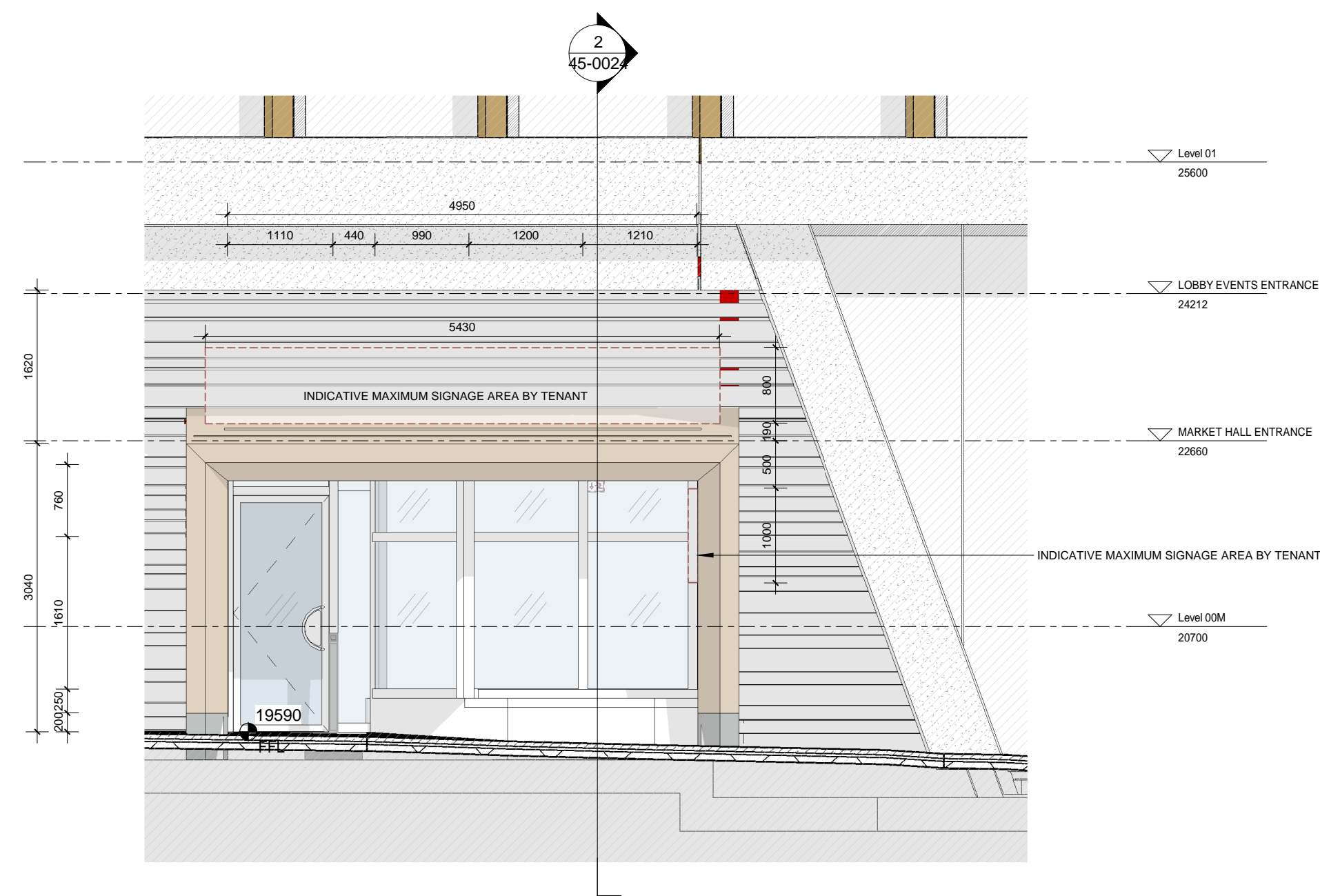
Sheet Name

GP/XX - Frame S23 - Assembly Drawing

| | | | | | |
|-------------|-------|-----------------------|---------|----------|--|
| Project No. | | Sheet No. | | | |
| KXC | | HS-GP-XX-AS-T-45-0023 | | | |
| Status | | For Approval | | | |
| Date Drawn | | Rev Date | | Revision | |
| 11/18/21 | | 16/03/22 | | P01 | |
| Size | Scale | Drawn By | Checked | | |
| A1 | 1:50 | JC | JC | | |

Heatherwick studio

55 Argyle Street, London WC1H 8EE | T: +44 (0) 20 7833 8800
studio@heatherwick.com | heatherwick.com



General Notes

THIS DRAWING IS FOR DESIGN INTENT PURPOSES ONLY, NOT FOR CONSTRUCTION

HEATHERWICK STUDIO TAKE NO RESPONSIBILITY FOR ANY DIMENSIONS
OBTAINED BY MEASURING OR SCALING FROM THIS DRAWING.

ALL DIMENSIONS AND LEVELS ARE TO BE CHECKED ON SITE BEFORE PROCEEDING.

THIS DRAWING MUST BE READ IN CONJUNCTION WITH RELEVANT CONSULTANT AND SPECIALIST DRAWINGS.

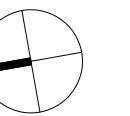
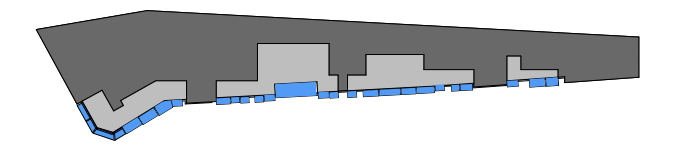
ALL STRUCTURE, MEP, LIGHTING, PLANTING CIVILS & DRAINAGE ARE INDICATIVE ONLY. THE SIZING OF STRUCTURAL AND SERVICES ELEMENTS MUST BE CHECKED AGAINST THE RELEVANT ENGINEER'S DRAWINGS.

THIS DRAWING IS THE COPYRIGHT OF HEATHERWICK STUDIO AND IS NOT TO BE REPRODUCED IN ANY FORM WITHOUT PRIOR WRITTEN CONSENT.

GROUND FLOOR FACADE DRAWN BY HEATHERWICK STUDIO. ALL OTHER ELEMENTS OF THE DRAWINGS ARE PREPARED BY BDP AS ORIGINALLY

ELEMENTS OF THE DRAWING ARE PREPARED BY AN INDIVIDUAL
SUBMITTED IN THE 2017 RESERVED MATTERS APPLICATION AND
SUBSEQUENT NON-MATERIAL AMENDMENTS. HEATHERWICK STUDIO
SHALL HAVE NO LIABILITY WHATSOEVER FOR ANY ERRORS, DEFECTS
AND/OR DEFICIENCIES IN BDP DRAWINGS OR BASE BUILD INFORMATION.

Key Plan



Sheet Notes

Planning Envelope

Not in Scope



SCALE BAR 1:50

| | | |
|-----|----------|--------------------|
| | | |
| | | |
| | | |
| | | |
| P01 | 16/03/22 | ISSUE FOR PLANNING |
| REV | DATE | DESCRIPTION |



JK-LON-KGX1

GOOGLE INC

16-21 Stable Street
London, N1C 4AB

TEL: +44 (0)203 6640200

Project Name

Documentation

Development Zone A
Kings Cross Central
York Way
London

Sheet Name

GP/XX - Frame S24 - Assembly Drawing

| | |
|-------------|-----------------------|
| Project No. | Sheet No. |
| KXC | HS-GP-XX-AS-T-45-0024 |

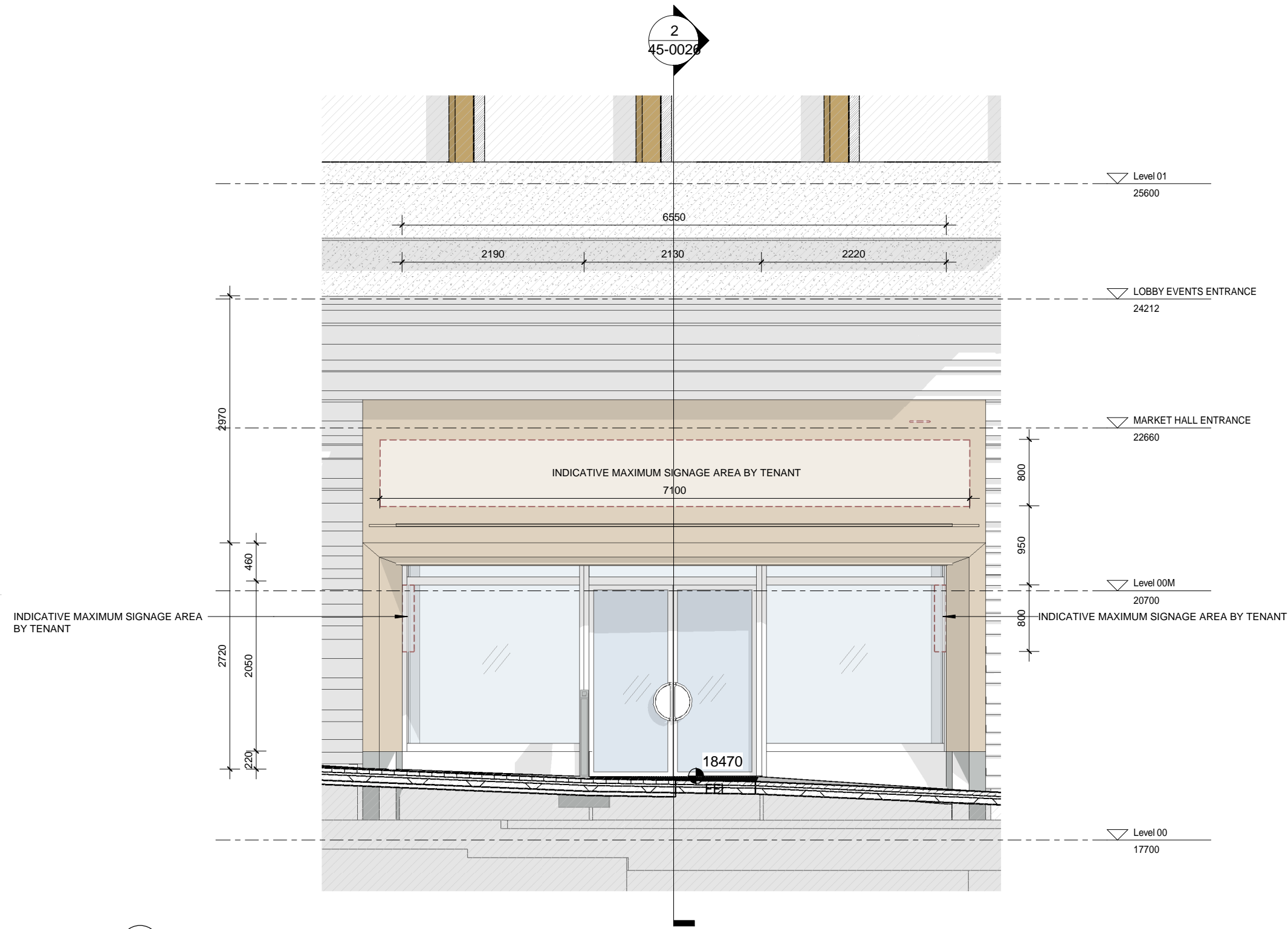
Status

For Approval

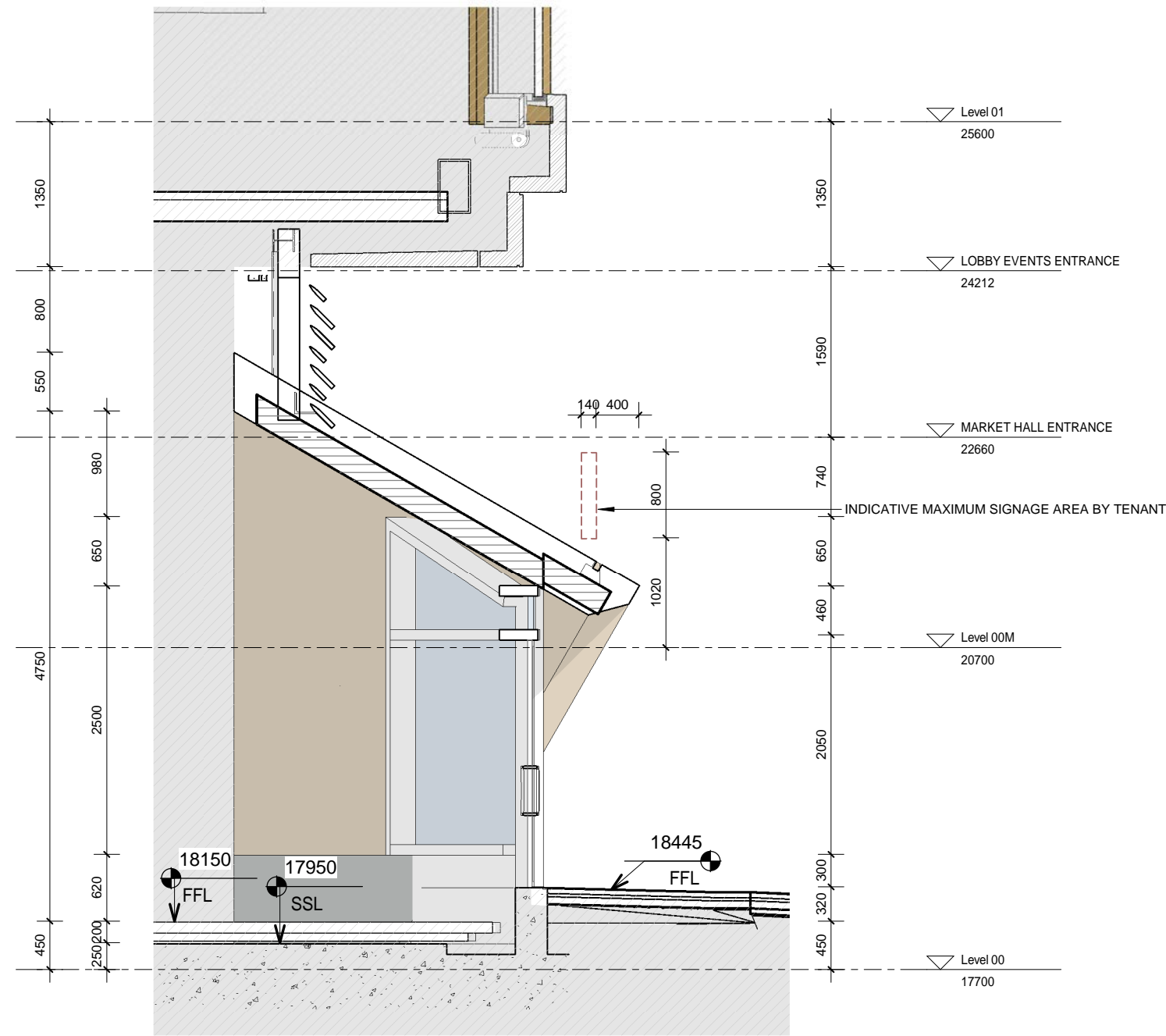
| | | | |
|------------------------|---------------|----------------------|-----------------|
| Date Drawn 11/18/21 | | Rev Date 16/03/22 | Revision P01 |
| Size A1 | Scale 1:50 | Drawn By JC | Checked JC |

Heatherwick studio

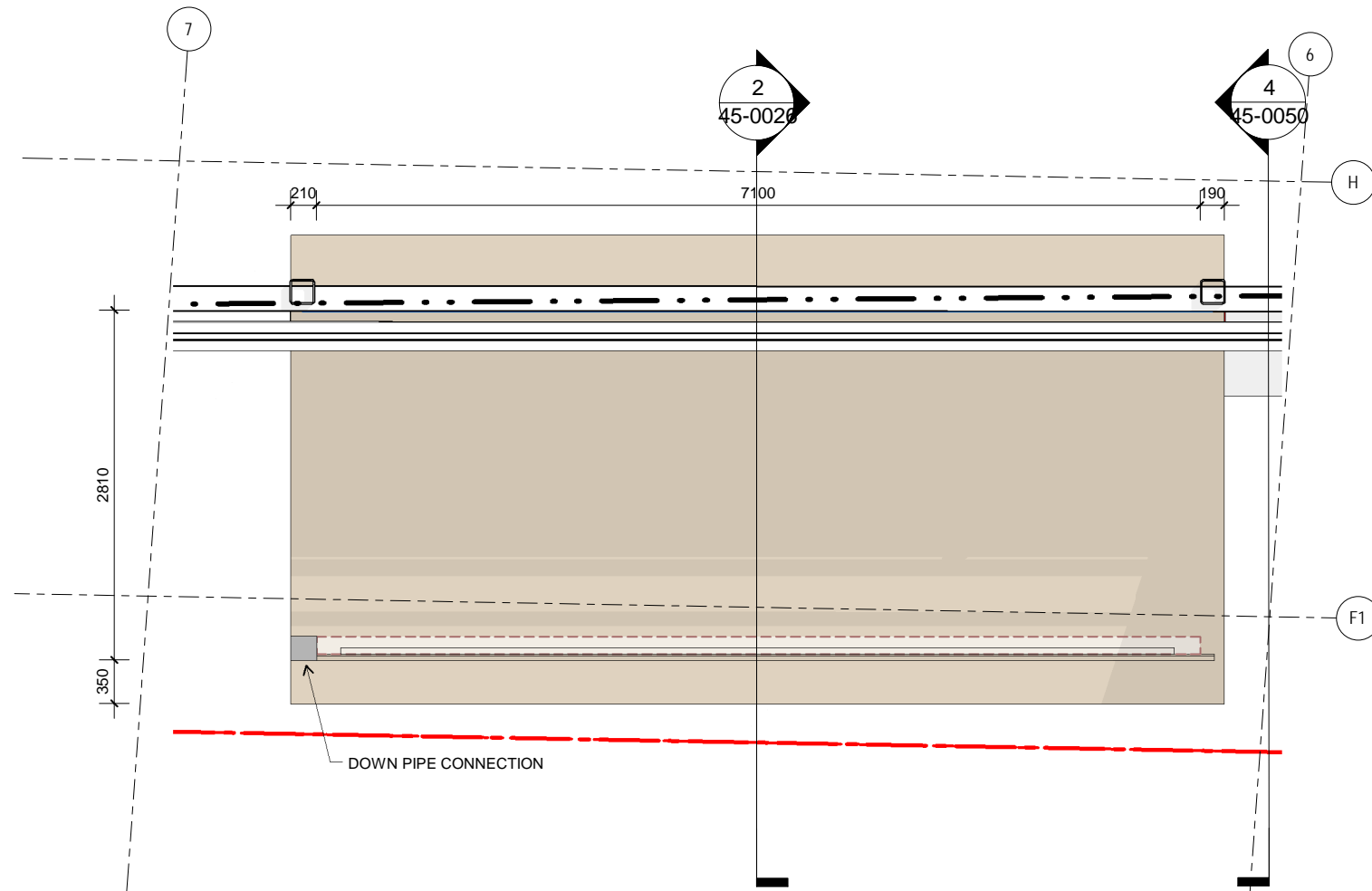
55 Argyle Street, London WC1H 8EE | T: +44 (0) 20 7833 8800
studio@heatherwick.com | heatherwick.com



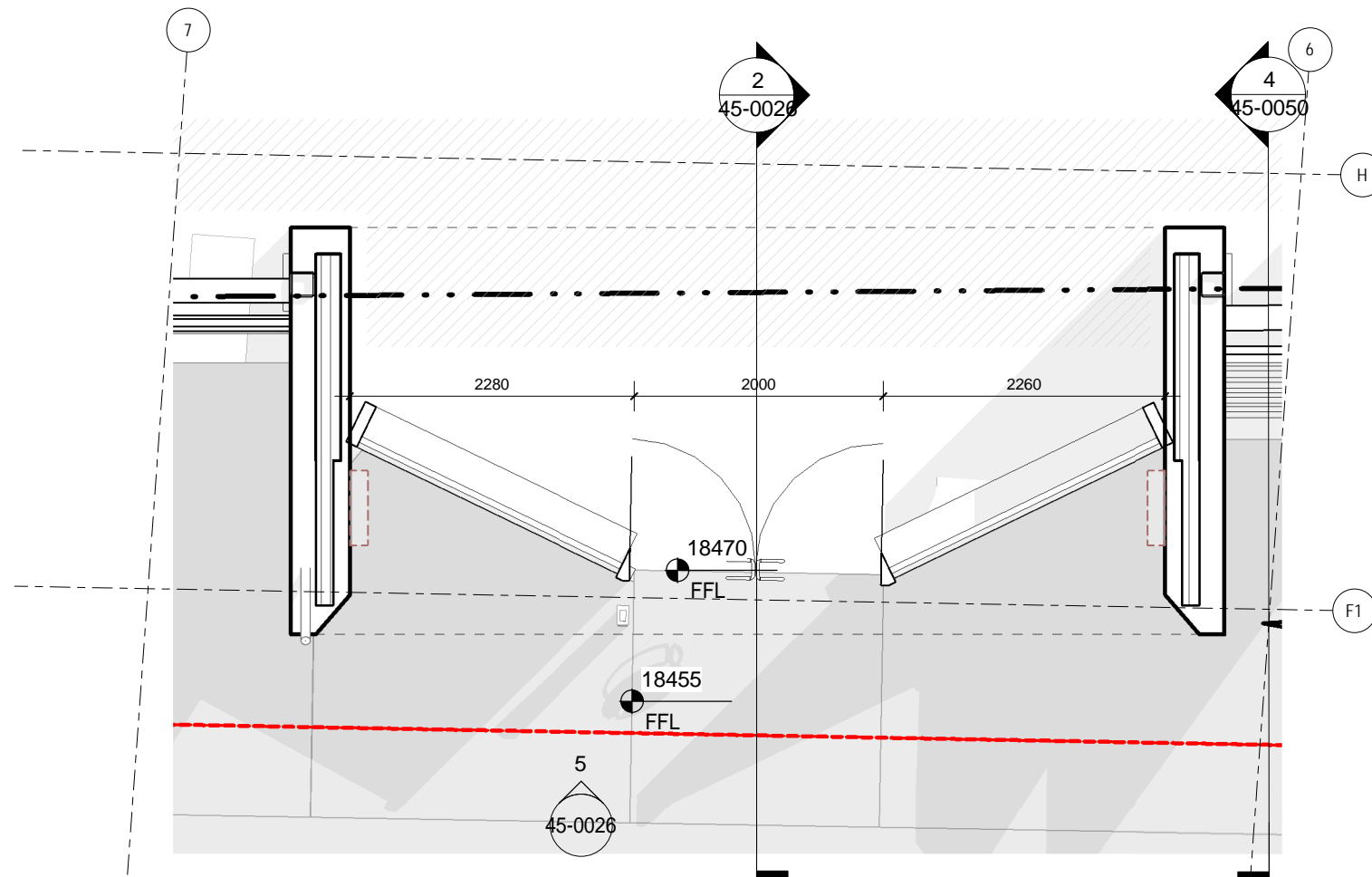
5 HS_A_FRAME S26 - ELEVATION
SCALE 1:50



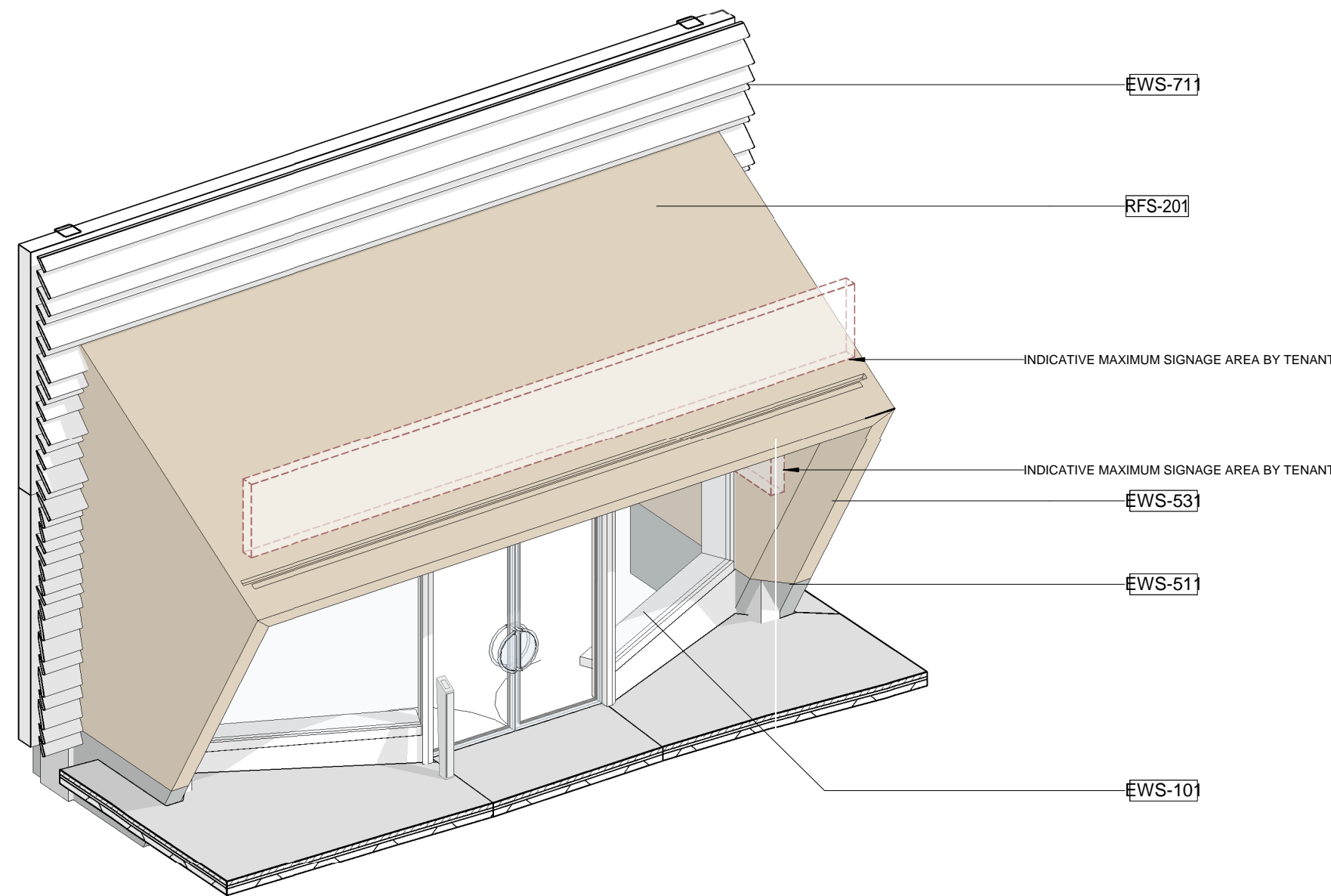
2 HS_A_FRAME S26 - SECTION
SCALE 1:50



4 HS_A_FRAME S26 - ROOF PLAN
SCALE 1:50



3 HS_A_FRAME S26 - FLOOR PLAN
SCALE 1:50



1 HS_A_FRAME S26 - AXONOMETRIC VIEW
SCALE 1:50

General Notes

THIS DRAWING IS FOR DESIGN INTENT PURPOSES ONLY. NOT FOR CONSTRUCTION.

HEATHERWICK STUDIO TAKE NO RESPONSIBILITY FOR ANY DIMENSIONS OBTAINED BY MEASURING OR SCALING FROM THIS DRAWING.

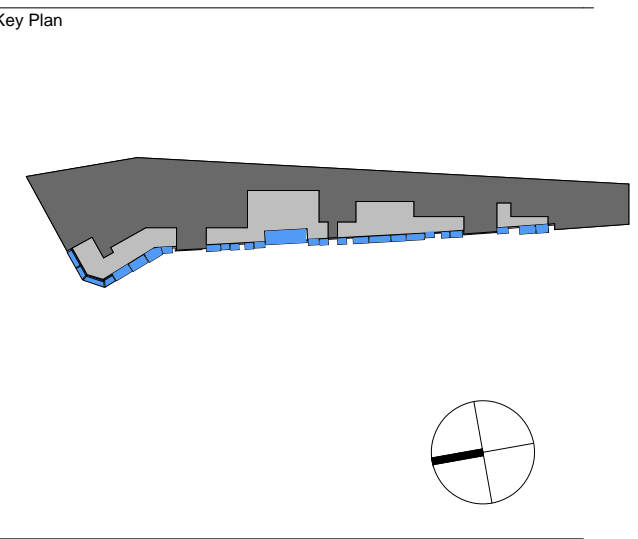
ALL DIMENSIONS AND LEVELS ARE TO BE CHECKED ON SITE BEFORE PROCEEDING.

THIS DRAWING MUST BE READ IN CONJUNCTION WITH RELEVANT CONSULTANT AND SPECIALIST DRAWINGS.

ALL STRUCTURE, MEP, LIGHTING, PLANTING CIVILS & DRAINAGE ARE INDICATIVE ONLY. THE SIZING OF STRUCTURAL AND SERVICES ELEMENTS MUST BE CHECKED AGAINST THE RELEVANT ENGINEER'S DRAWINGS.

THIS DRAWING IS THE COPYRIGHT OF HEATHERWICK STUDIO AND IS NOT TO BE REPRODUCED IN ANY FORM WITHOUT PRIOR WRITTEN CONSENT.

GROUND FLOOR FACADE DRAWN BY HEATHERWICK STUDIO. ALL OTHER ELEMENTS OF THE DRAWINGS ARE PREPARED BY BDP AS ORIGINALLY SUBMITTED IN THE 2017 RESERVED MATTERS APPLICATION AND SUBSEQUENT NON-MATERIAL AMENDMENTS. HEATHERWICK STUDIO SHALL HAVE NO LIABILITY WHATSOEVER FOR ANY ERRORS, DEFECTS AND/OR DEFICIENCIES IN BDP DRAWINGS OR BASE BUILD INFORMATION.



Sheet Notes

Planning Envelope ---

Not in Scope ---



| REV | DATE | DESCRIPTION |
|-----|----------|--------------------|
| P01 | 16/03/22 | ISSUE FOR PLANNING |



Project Name

Documentation

Development Zone A
Kings Cross Central
York Way
London

Sheet Name

GP/XX - Frame S26 - Assembly Drawing

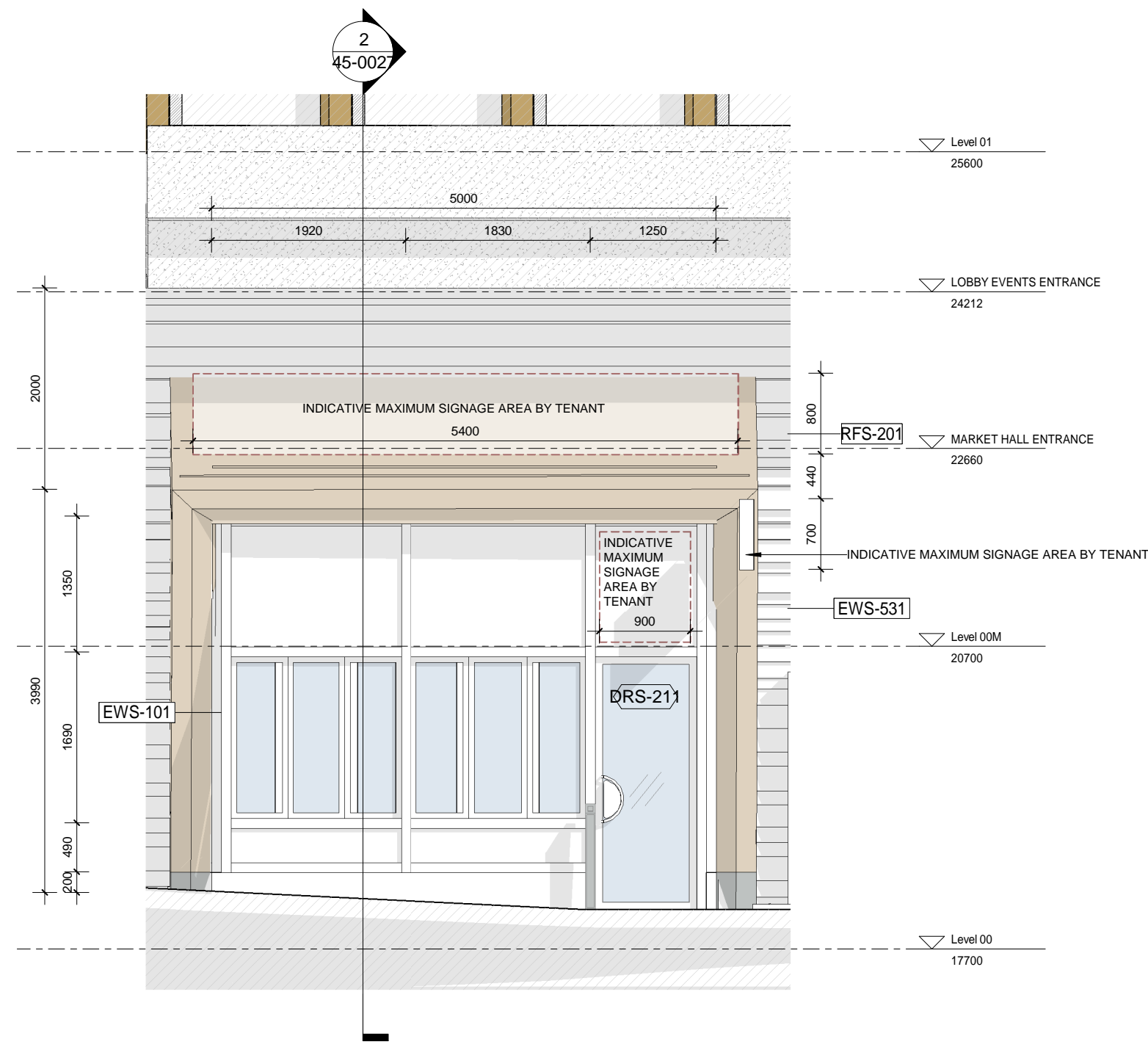
| Project No. | Sheet No. |
|-------------|------------------------|
| KXC | HS-GP-XX-AS-T- 45-0026 |

Status For Approval

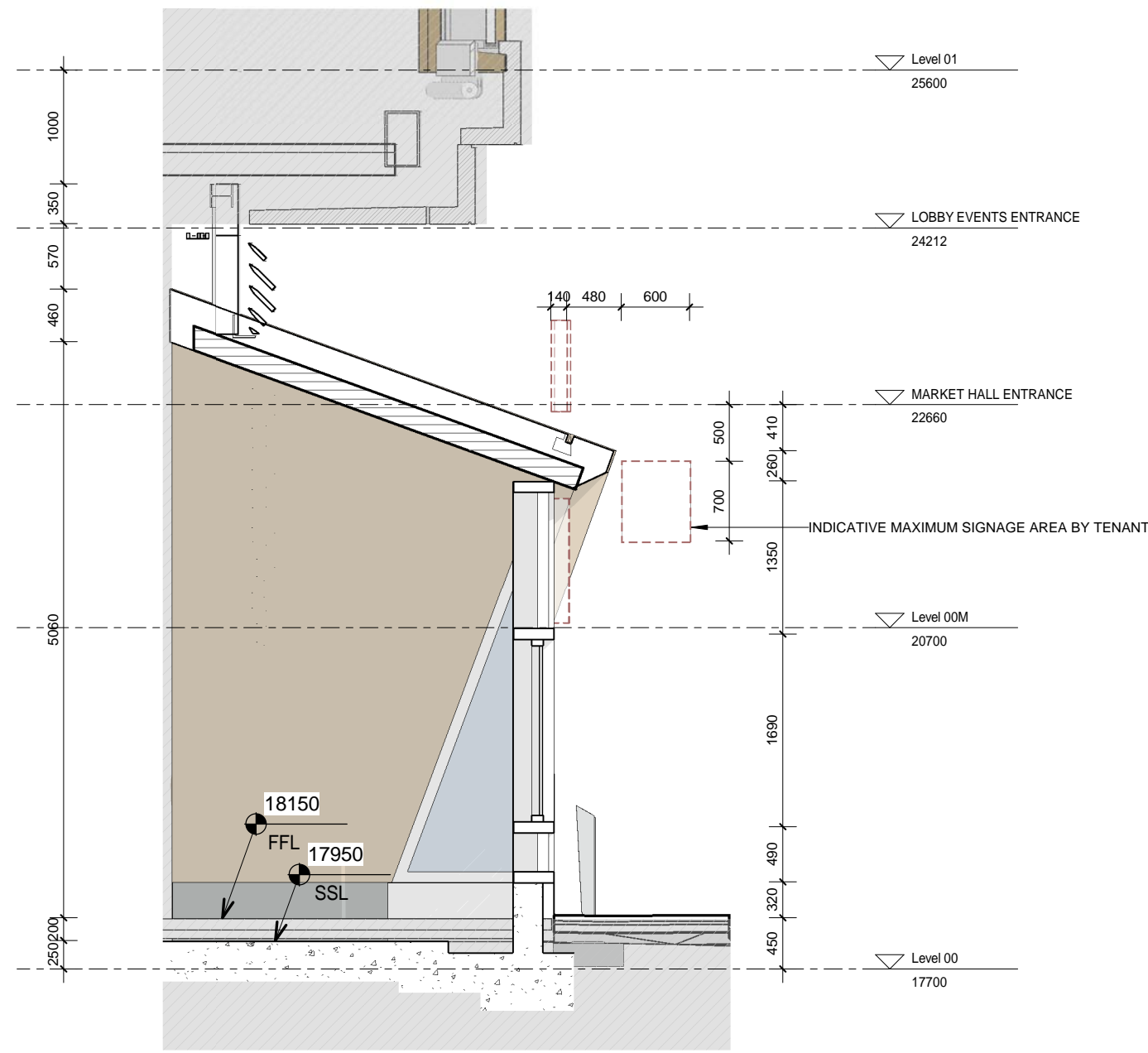
| | | | | | | | | | | | |
|------------|--|----------|--|----------|--|----------|--|----------|--|-----|--|
| Date Drawn | | 11/18/21 | | Rev Date | | 16/03/22 | | Revision | | P01 | |
| Size | | A1 | | Scale | | 1:50 | | Drawn By | | JC | |
| | | | | | | | | Checked | | JC | |

Heatherwick studio

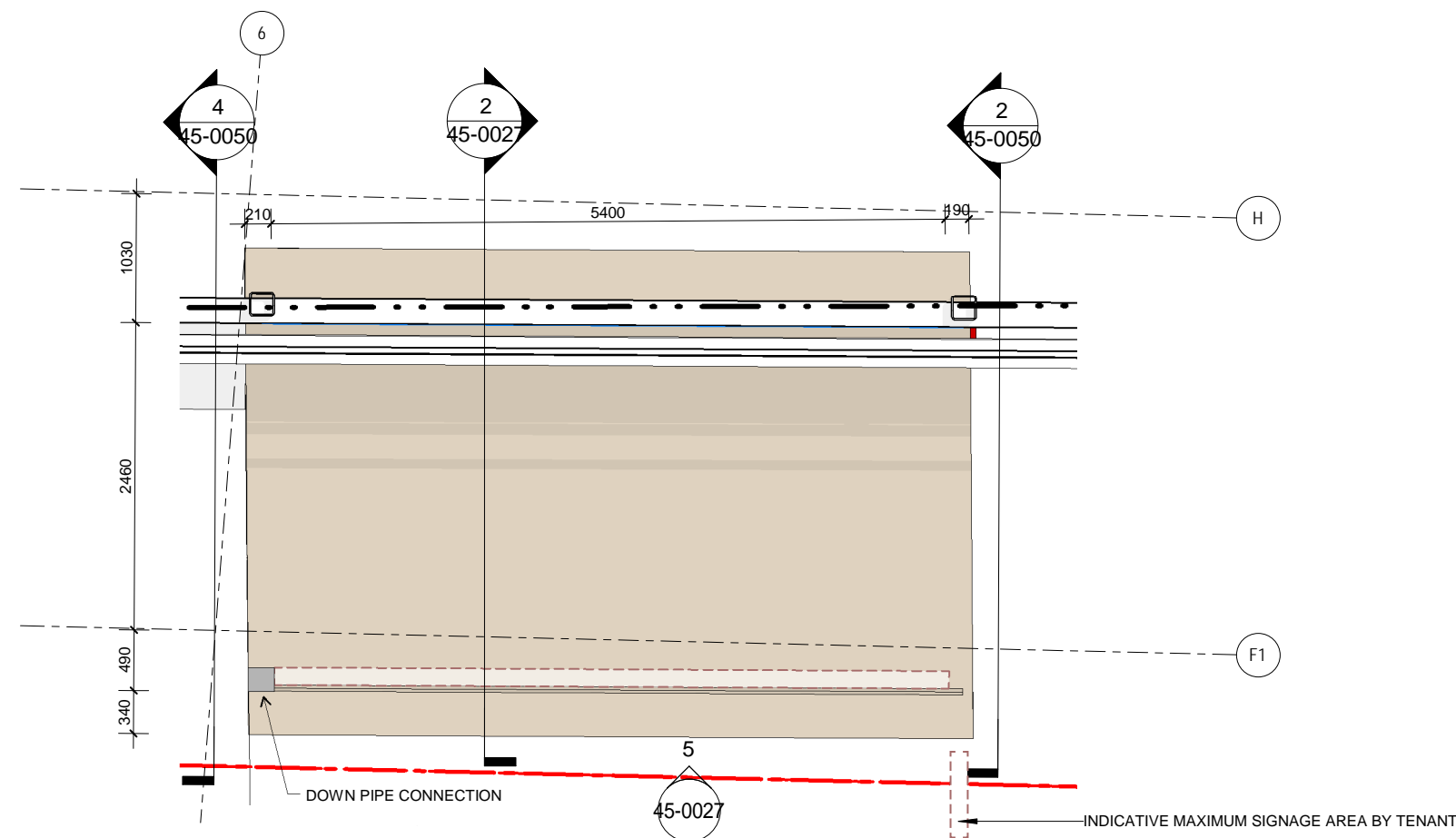
55 Argyle Street, London WC1H 8EE | T: +44 (0) 20 7833 8800
studio@heatherwick.com | heatherwick.com



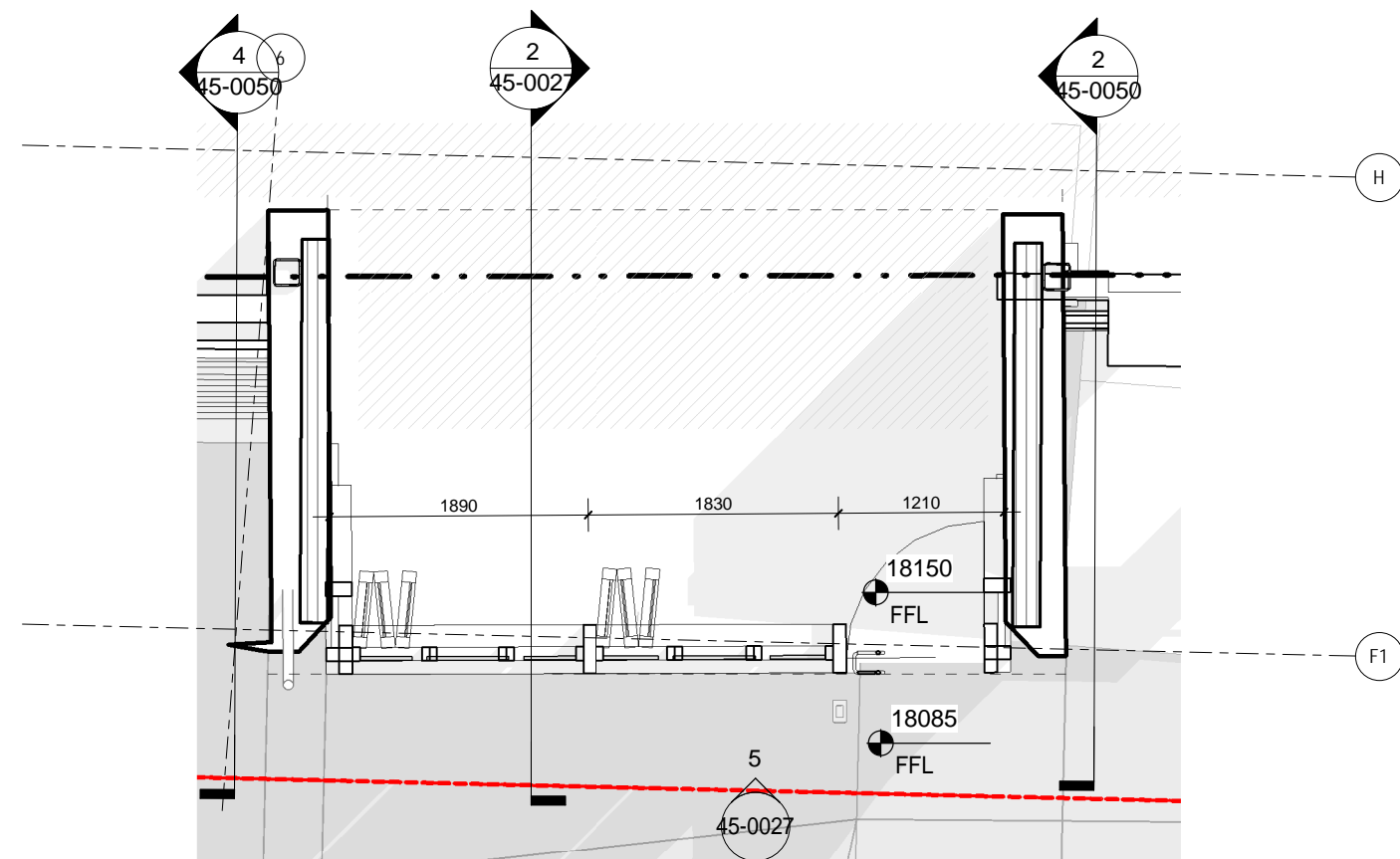
5 HS_A_FRAME S27 - ELEVATION
SCALE 1:50



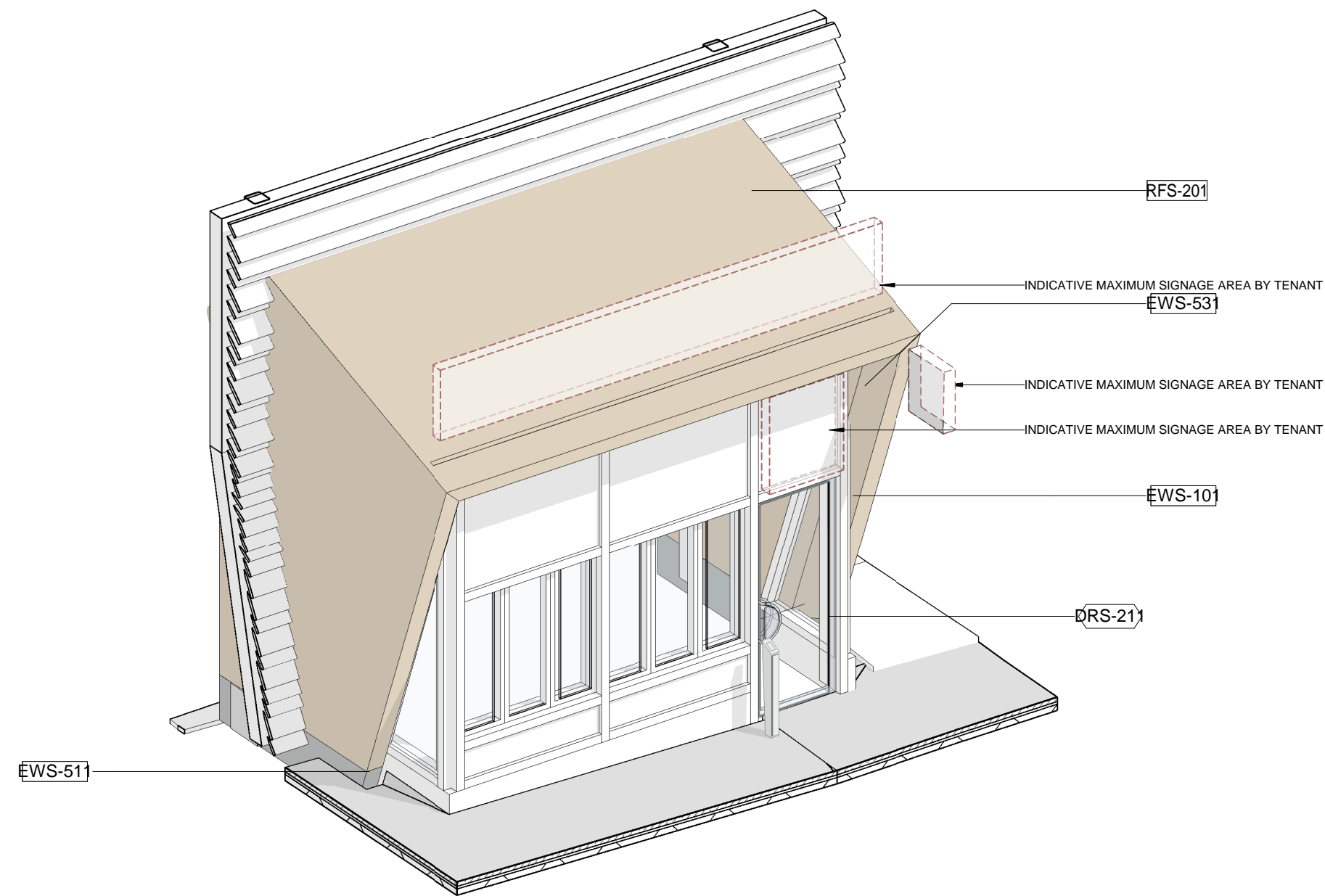
2 HS_A_FRAME S27 - SECTION
SCALE 1:50



4 HS_A_FRAME S27 - ROOF PLAN
SCALE 1:50



3 HS_A_FRAME S27 - FLOOR PLAN
SCALE 1:50



1 HS_A_FRAME S27 - AXONOMETRIC VIEW
SCALE

General Notes

THIS DRAWING IS FOR DESIGN INTENT PURPOSES ONLY. NOT FOR CONSTRUCTION.

HEATHERWICK STUDIO TAKE NO RESPONSIBILITY FOR ANY DIMENSIONS OBTAINED BY MEASURING OR SCALING FROM THIS DRAWING.

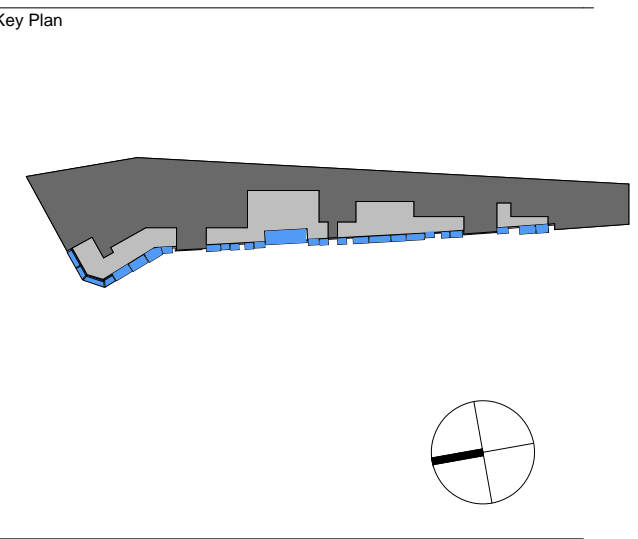
ALL DIMENSIONS AND LEVELS ARE TO BE CHECKED ON SITE BEFORE PROCEEDING.

THIS DRAWING MUST BE READ IN CONJUNCTION WITH RELEVANT CONSULTANT AND SPECIALIST DRAWINGS.

ALL STRUCTURE, MEP, LIGHTING, PLANTING CIVILS & DRAINAGE ARE INDICATIVE ONLY. THE SIZING OF STRUCTURAL AND SERVICES ELEMENTS MUST BE CHECKED AGAINST THE RELEVANT ENGINEER'S DRAWINGS.

THIS DRAWING IS THE COPYRIGHT OF HEATHERWICK STUDIO AND IS NOT TO BE REPRODUCED IN ANY FORM WITHOUT PRIOR WRITTEN CONSENT.


GROUND FLOOR FACADE DRAWN BY HEATHERWICK STUDIO. ALL OTHER ELEMENTS OF THE DRAWINGS ARE PREPARED BY BOP AS ORIGINALLY SUBMITTED IN THE 2017 RESERVED MATTERS APPLICATION AND SUBSEQUENT NON-MATERIAL AMENDMENTS. HEATHERWICK STUDIO SHALL HAVE NO LIABILITY WHATSOEVER FOR ANY ERRORS, DEFECTS AND/OR DEFICIENCIES IN BOP DRAWINGS OR BASE BUILD INFORMATION.



Sheet Notes

Planning Envelope

Not in Scope



SCALE BAR 1:50

| REV | DATE | DESCRIPTION |
|-----|----------|--------------------|
| P01 | 16/03/22 | ISSUE FOR PLANNING |

Google

UK-LON-KGX1

GOOGLE INC
16-21 Staple Street
London, N1C 4AB
TEL: +44 (0)203 6540200

Project Name

Documentation

Development Zone A
Kings Cross Central
York Way
London

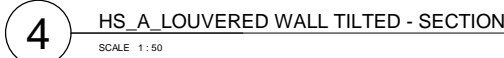
Sheet Name

GP/XX - Frame S27 - Assembly Drawing

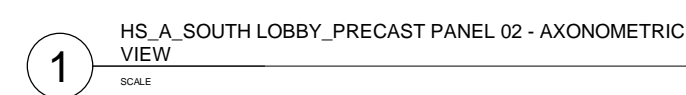
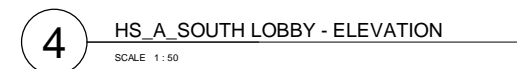
| | | | |
|--------------|----|-----------------------|------|
| Project No. | | Sheet No. | |
| KXC | | HS-GP-XX-AS-T-45-0027 | |
| Status | | | |
| For Approval | | | |
| Date Drawn | | Rev Date | |
| 11/18/21 | | 16/03/22 | |
| Revision | | P01 | |
| Size | A1 | Scale | 1:50 |
| Drawn By | JC | Checked | JC |

Heatherwick studio

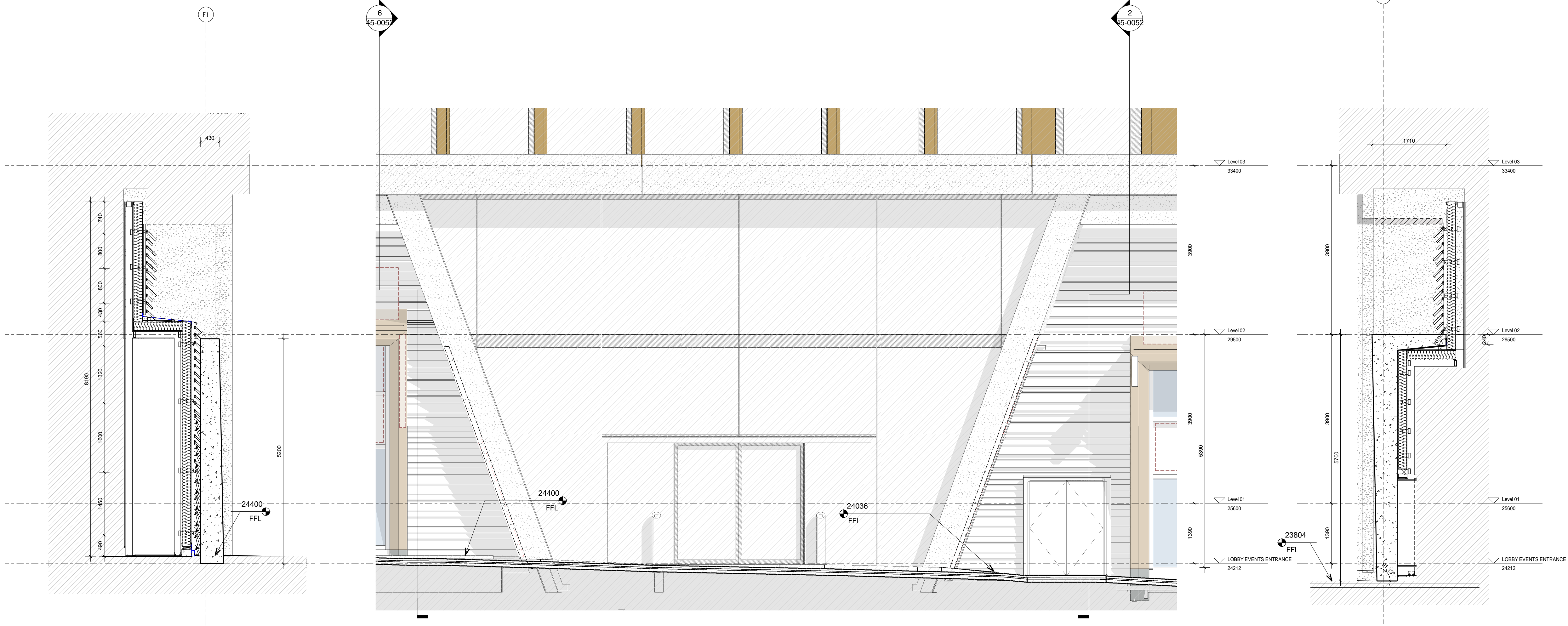
55 Argyle Street, London WC1H 8EE | T: +44 (0) 20 7833 8800
studio@heatherwick.com | heatherwick.com



Heatherwick studio
55 Argyle Street, London WC1H 8EE | T: +44 (0) 20 7833 8800
studio@heatherwick.com | heatherwick.com



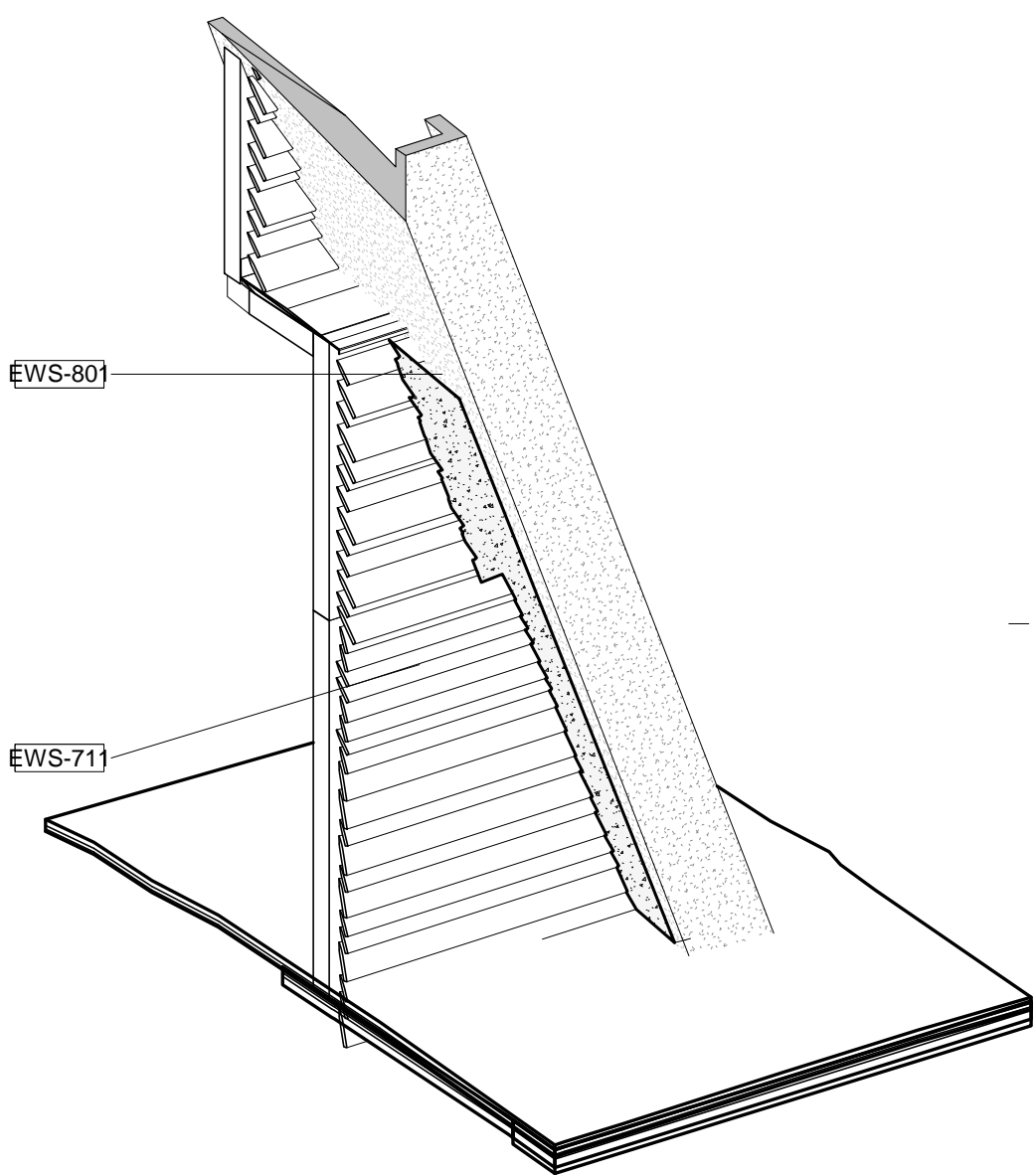
Heatherwick studio
55 Argyle Street, London WC1H 8EE | T: +44 (0) 20 7833 8800
studio@heatherwick.com | heatherwick.com



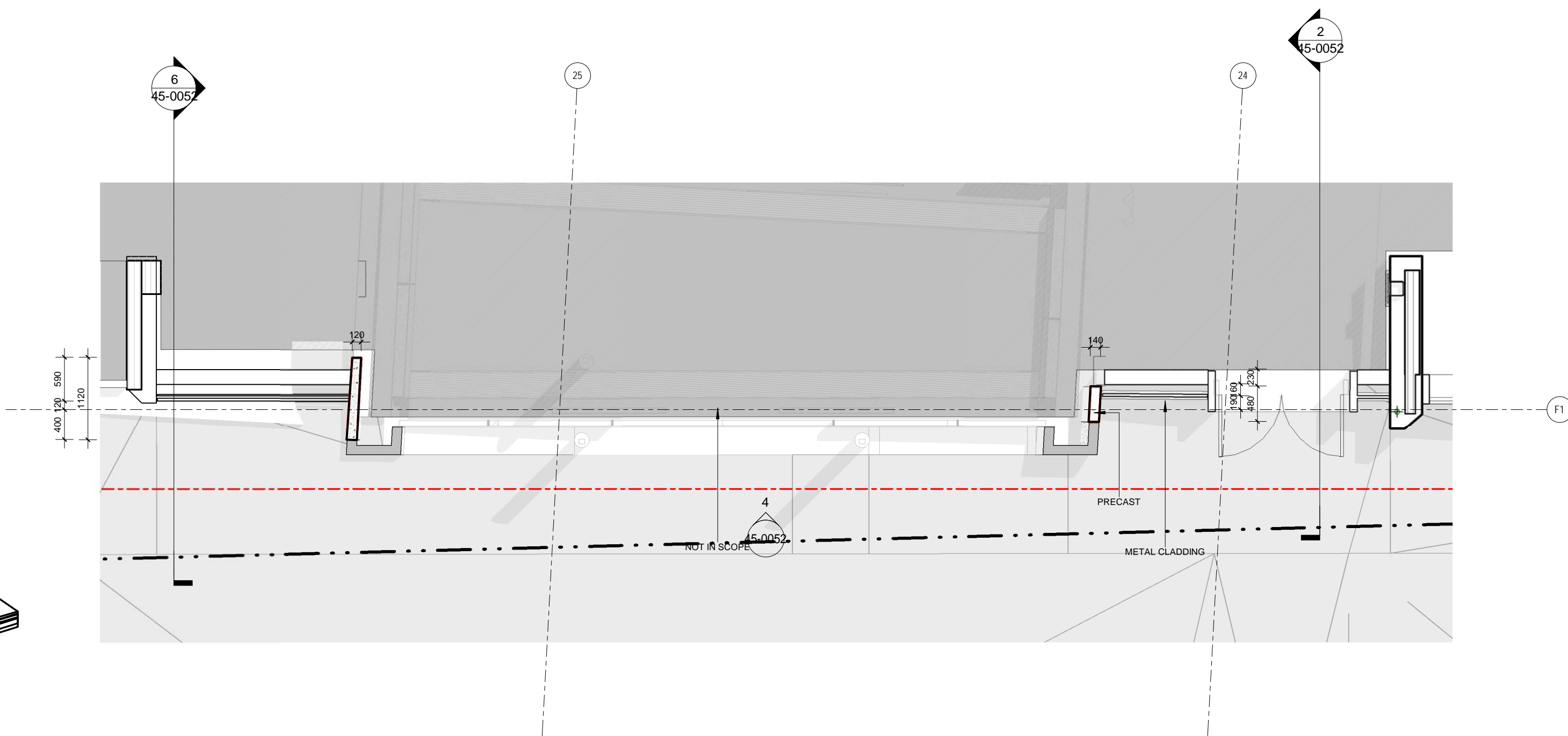
6 HS_A_EVENTS LOBBY_PRECAST PANEL 01 - SECTION
SCALE: 1:50

4 HS_A_EVENTS LOBBY - ELEVATION
SCALE: 1:50

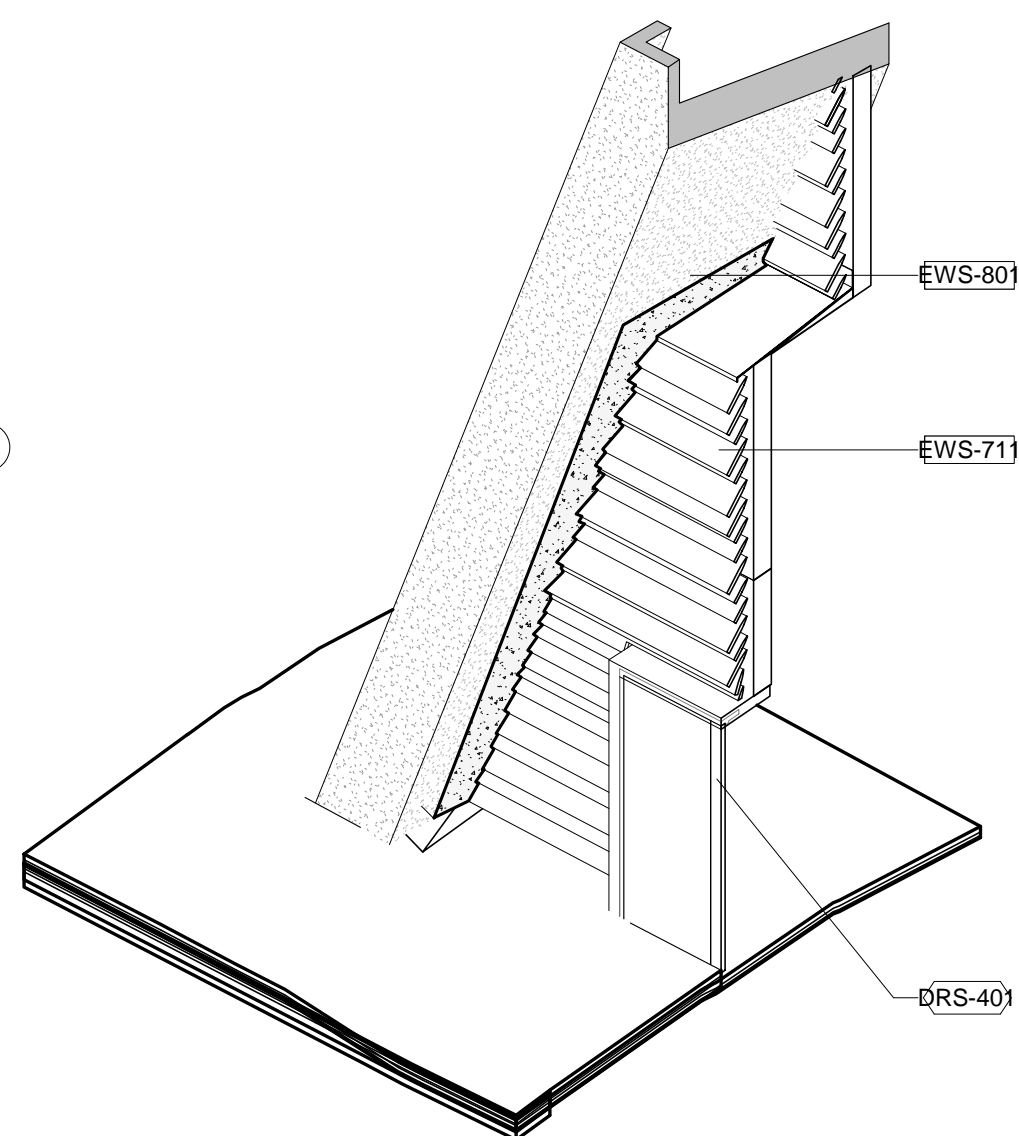
2 HS_A_EVENTS LOBBY_PRECAST PANEL 02 - SECTION
SCALE: 1:50



5 HS_A_EVENTS LOBBY_PRECAST PANEL 01 - AXONOMETRIC VIEW
SCALE: 1:50



3 HS_A_EVENTS LOBBY - PLAN
SCALE: 1:50



1 HS_A_EVENTS LOBBY_PRECAST PANEL 02 - AXONOMETRIC VIEW
SCALE: 1:50

General Notes

THIS DRAWING IS FOR DESIGN INTENT PURPOSES ONLY. NOT FOR CONSTRUCTION.

HEATHERWICK STUDIO TAKE NO RESPONSIBILITY FOR ANY DIMENSIONS OBTAINED BY MEASURING OR SCALING FROM THIS DRAWING.

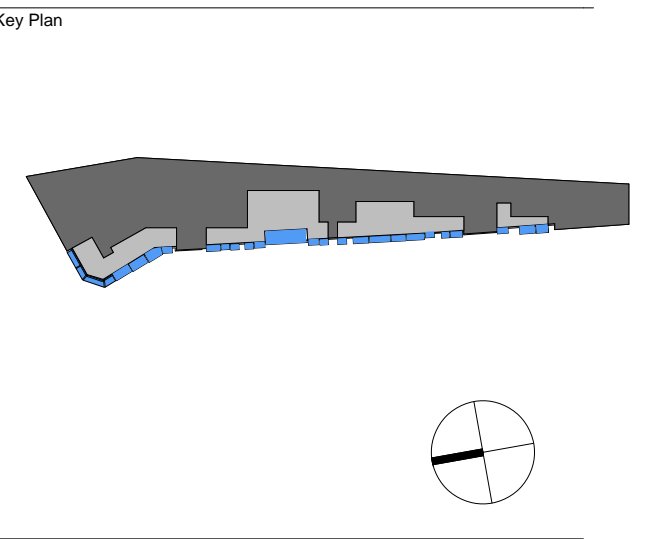
ALL DIMENSIONS AND LEVELS ARE TO BE CHECKED ON SITE BEFORE PROCEEDING.

THIS DRAWING MUST BE READ IN CONJUNCTION WITH RELEVANT CONSULTANT AND SPECIALIST DRAWINGS.

ALL STRUCTURE, MEP, LIGHTING, PLANTING CIVILS & DRAINAGE ARE INDICATIVE ONLY. THE SIZING OF STRUCTURAL AND SERVICES ELEMENTS MUST BE CHECKED AGAINST THE RELEVANT ENGINEER'S DRAWINGS.

THIS DRAWING IS THE COPYRIGHT OF HEATHERWICK STUDIO AND IS NOT TO BE REPRODUCED IN ANY FORM WITHOUT PRIOR WRITTEN CONSENT.

GROUND FLOOR FACADE DRAWN BY HEATHERWICK STUDIO. ALL OTHER ELEMENTS OF THE DRAWINGS ARE PREPARED BY BOP AS ORIGINALLY SUBMITTED IN THE 2017 RESERVED MATTERS APPLICATION AND SUBSEQUENT NON-MATERIAL AMENDMENTS. HEATHERWICK STUDIO SHALL HAVE NO LIABILITY WHATSOEVER FOR ANY ERRORS, DEFECTS AND/OR DEFICIENCIES IN BOP DRAWINGS OR BASE BUILD INFORMATION.



Sheet Notes

Planning Envelope

Not in Scope

Sheet Notes

0 1 2 3 4

SCALE BAR 1:50

P01 16/03/22 ISSUE FOR PLANNING

REV DATE DESCRIPTION

Google

UK-LON-KGX1

GOOGLE INC
16-21 Staple Street
London, N1C 4AB
TEL: +44 (0)203 6540200

Project Name

Documentation

Development Zone A
Kings Cross Central
York Way
London

Sheet Name

GP/XX - Events Lobby - Assembly Drawing

Project No. Sheet No.

KXC HS-GP-XX-AS-T- 45-0052

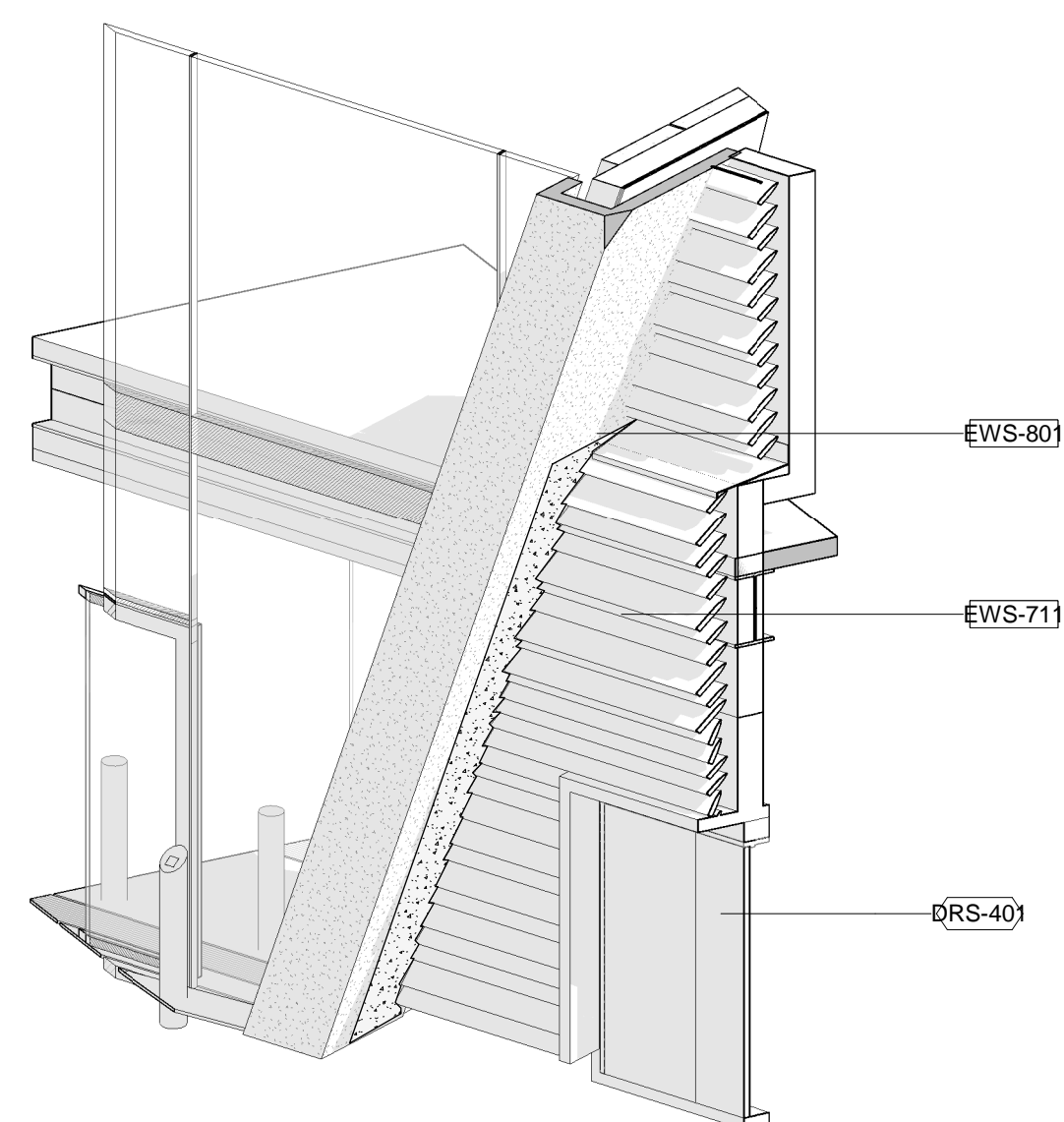
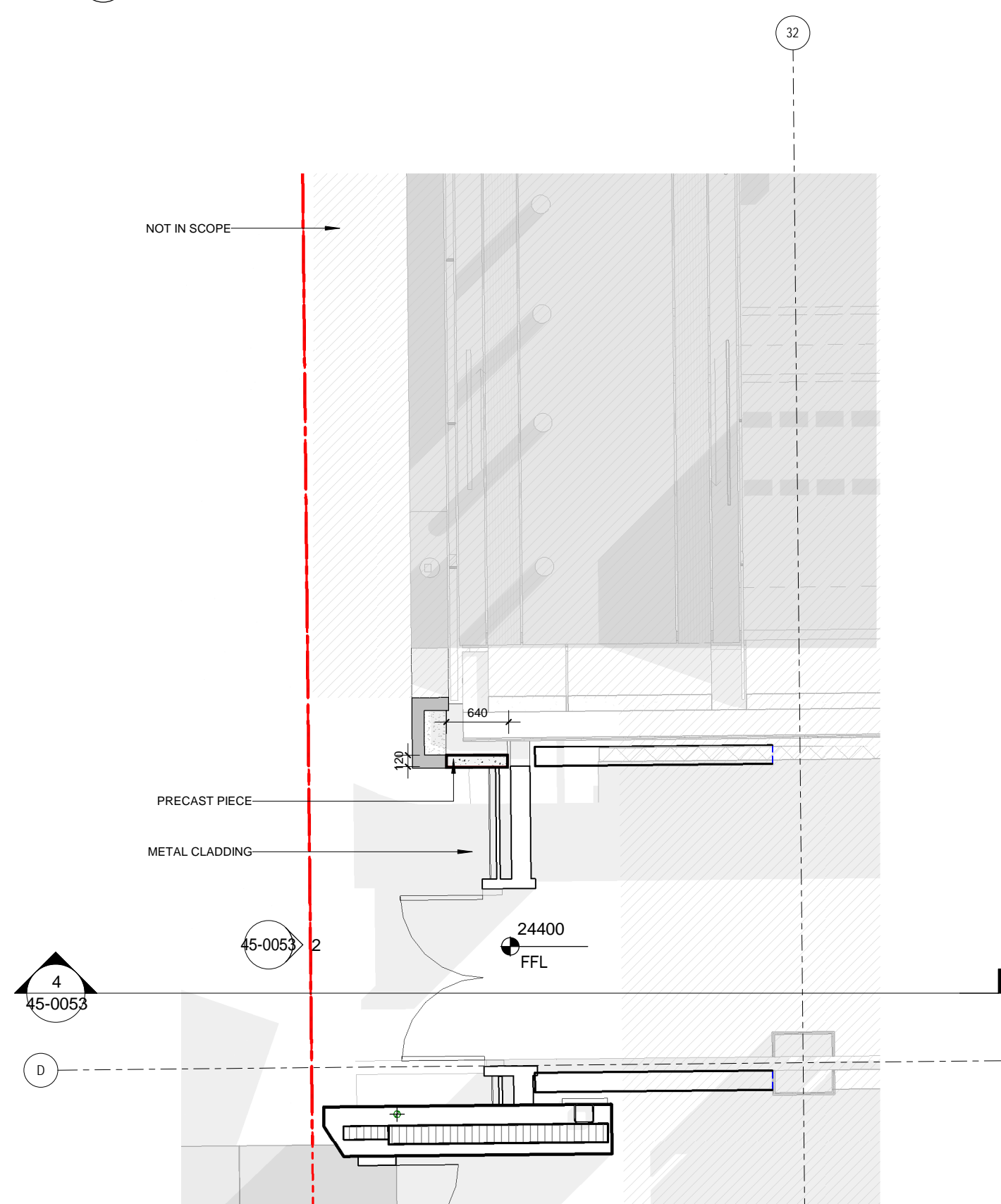
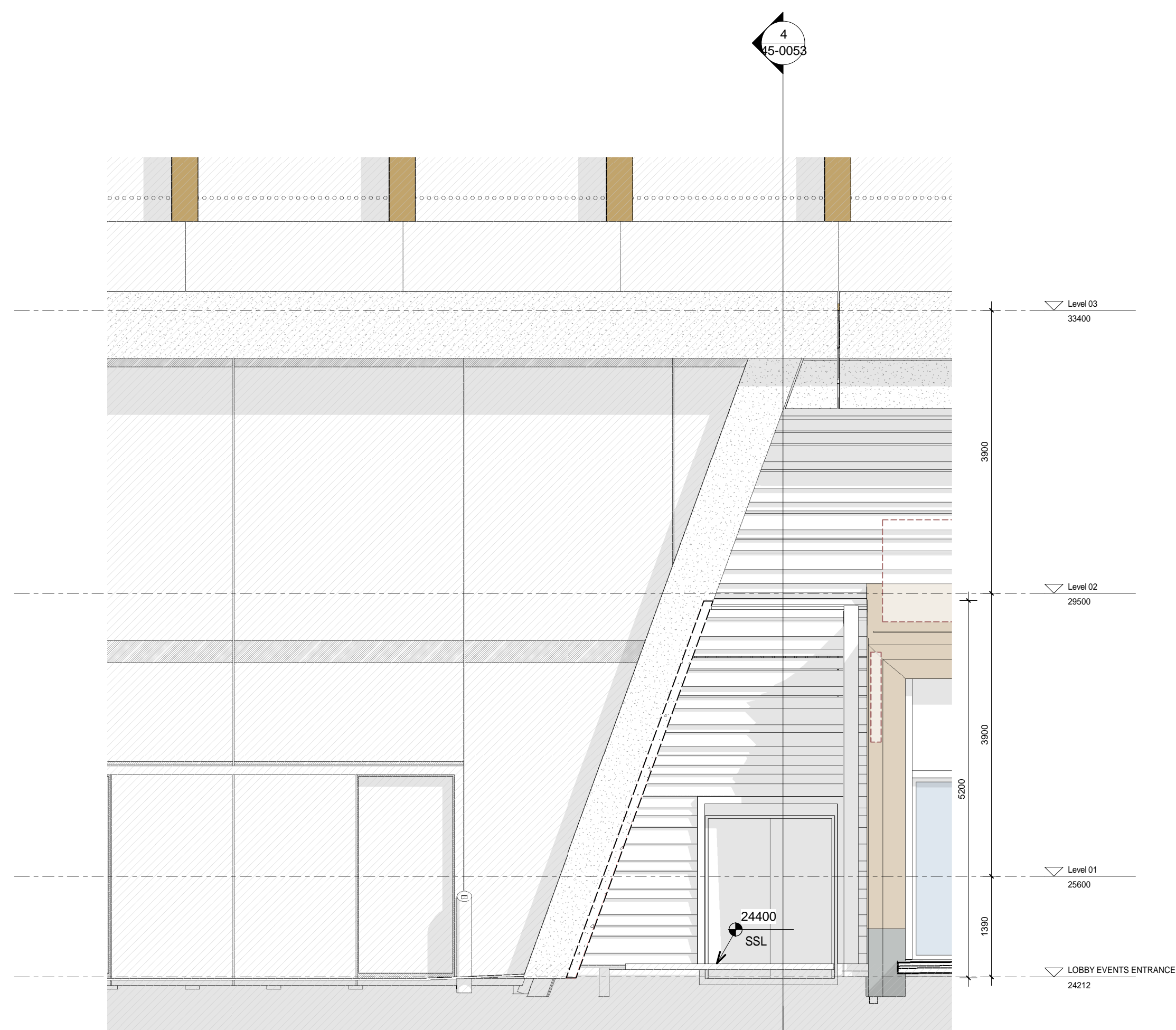
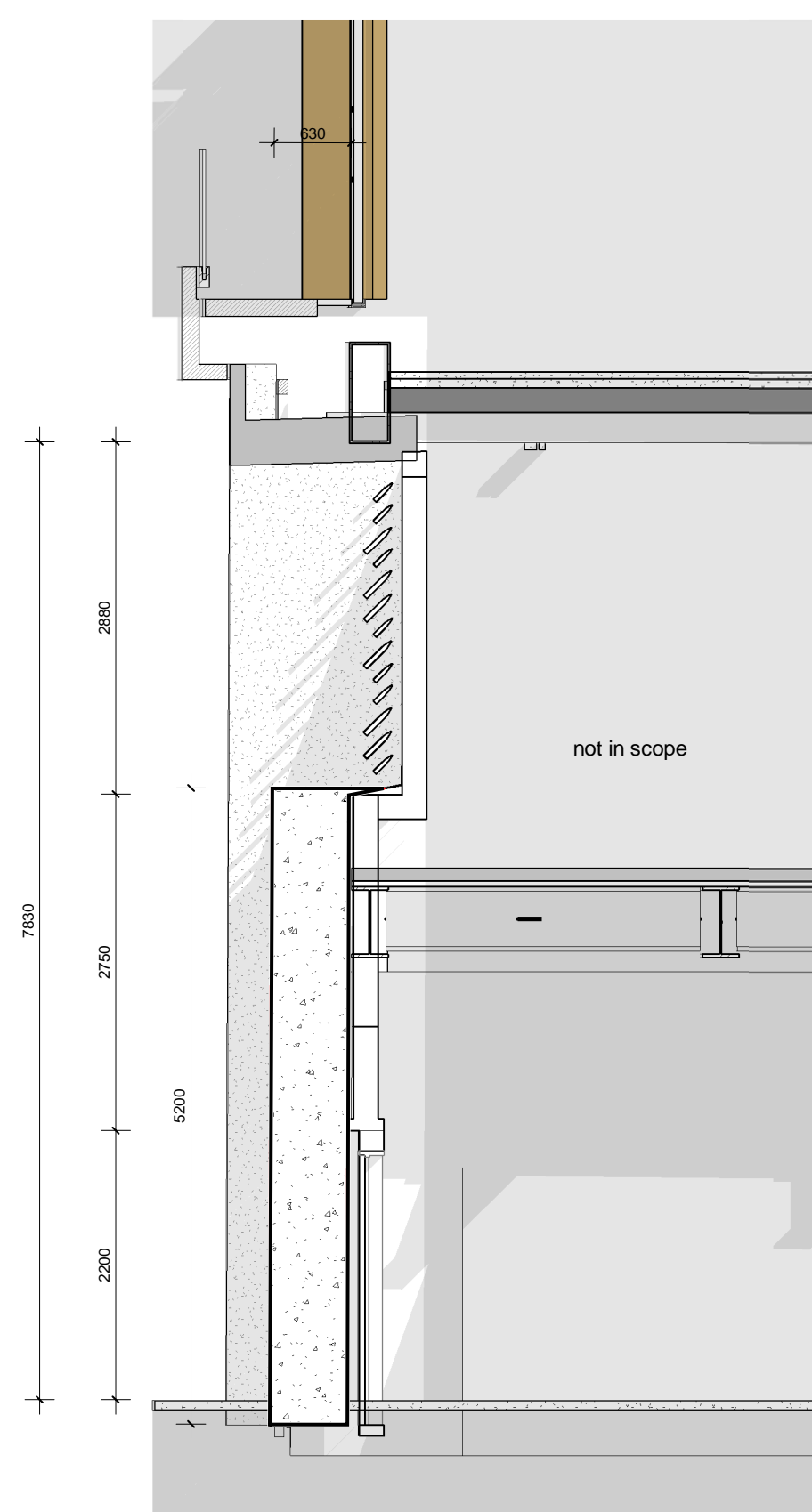
Status For Approval

Date Drawn 11/18/21 Rev Date 16/03/22 Revision P01

Size A1 Scale 1:50 Drawn By JC Checked JC

Heatherwick studio

55 Argyle Street, London WC1H 8EE | T: +44 (0) 20 7833 8800
studio@heatherwick.com | heatherwick.com



General Notes

THIS DRAWING IS FOR DESIGN INTENT PURPOSES ONLY, NOT FOR CONSTRUCTION.

HEATHERWICK STUDIO TAKE NO RESPONSIBILITY FOR ANY DIMENSIONS
OBTAINED BY MEASURING OR SCALING FROM THIS DRAWING.

ALL DIMENSIONS AND LEVELS ARE TO BE CHECKED ON SITE BEFORE PROCEEDING.

THIS DRAWING MUST BE READ IN CONJUNCTION WITH RELEVANT
CONSULTANT AND SPECIALIST DRAWINGS.

ALL STRUCTURE, MEP, LIGHTING, PLANTING CIVILS & DRAINAGE ARE INDICATIVE ONLY. THE SIZING OF STRUCTURAL AND SERVICES ELEMENTS MUST BE CHECKED AGAINST THE RELEVANT ENGINEERING CODES.

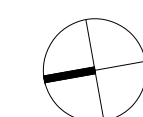
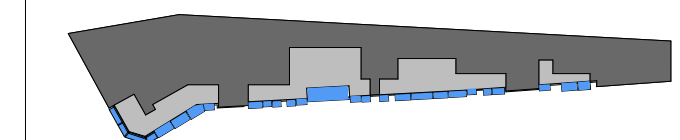
THIS DRAWING IS THE COPYRIGHT OF HEATHERWICK STUDIO AND IS NOT TO BE REPRODUCED IN ANY FORM WITHOUT PRIOR WRITTEN CONSENT.

GROUND FLOOR FACADE DRAWN BY HEATHERWICK STUDIO. ALL OTHER ELEMENTS OF THE DRAWINGS ARE PREPARED BY RDR AS ORIGINALLY

ELEMENTS OF THE DRAWINGS ARE PREPARED BY BDP AS ORIGINALLY SUBMITTED IN THE 2017 RESERVED MATTERS APPLICATION AND SUBSEQUENT NON-MATERIAL AMENDMENTS. HEATHERWICK STUDIO SHALL HAVE NO LIABILITY WHATSOEVER FOR ANY ERRORS, DEFECTS

SHALL HAVE NO LIABILITY WHATSOEVER FOR ANY ERRORS, DEFECTS AND/OR DEFICIENCIES IN BDP DRAWINGS OR BASE BUILD INFORMATION.

Key Plan



Sheet Notes

Planning Envelope

Not in Scope

Sheet Notes



SCALE BAR 1:50

| | | |
|-----|----------|--------------------|
| | | |
| | | |
| | | |
| | | |
| | | |
| P01 | 16/03/22 | ISSUE FOR PLANNING |
| REV | DATE | DESCRIPTION |



UK-LON-KGX1

.....

GOOGLE INC
16-21 Stable Street

London, N1C 4AB
TEL: +44 (0)203 6640201

| |
|--------------|
| Project Name |
|--------------|

Documentation

Development Zone A
Kings Cross Central
York Way
London

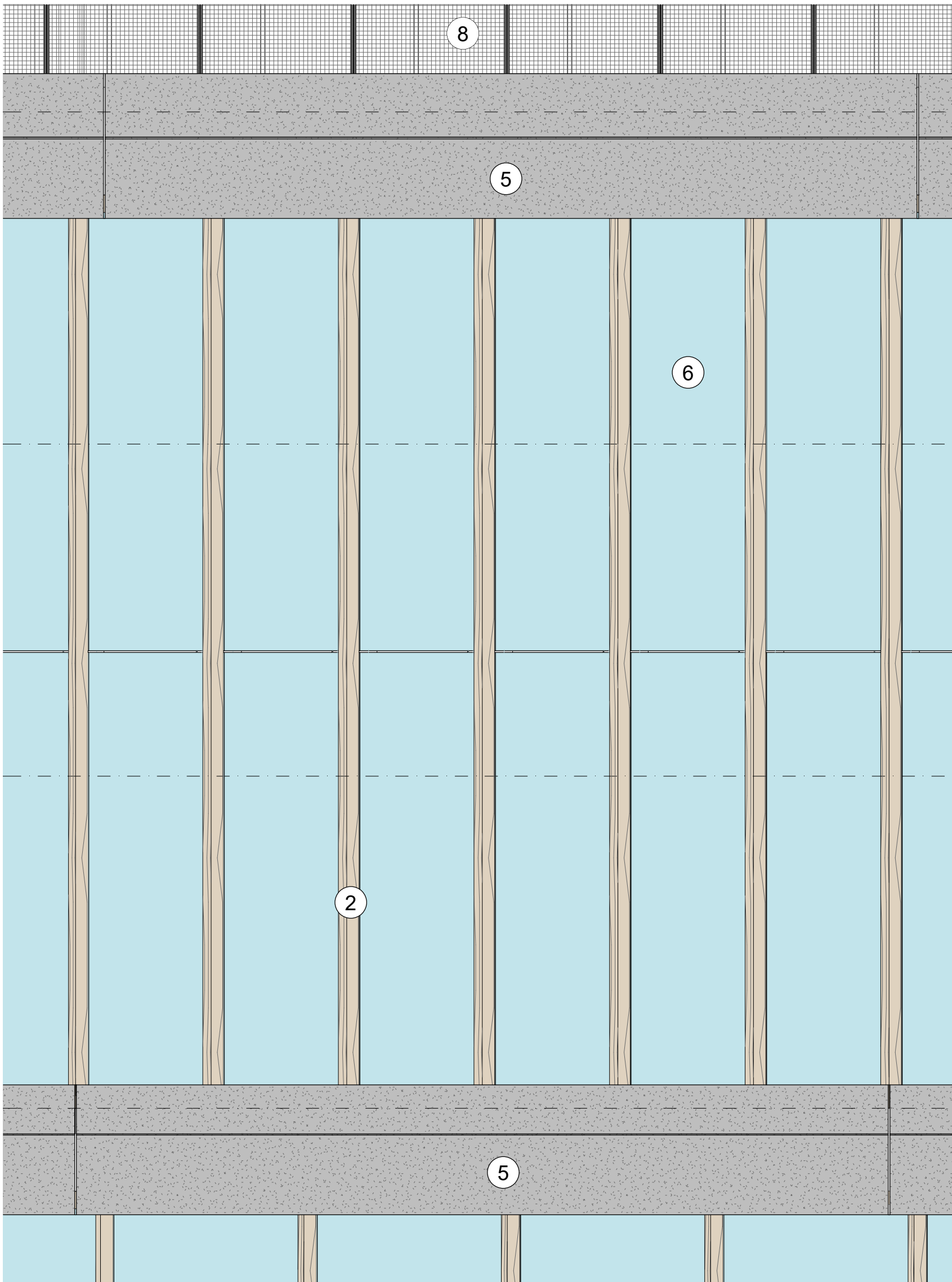
Sheet Name

GP/XX - North Lobby - Assembly Drawing

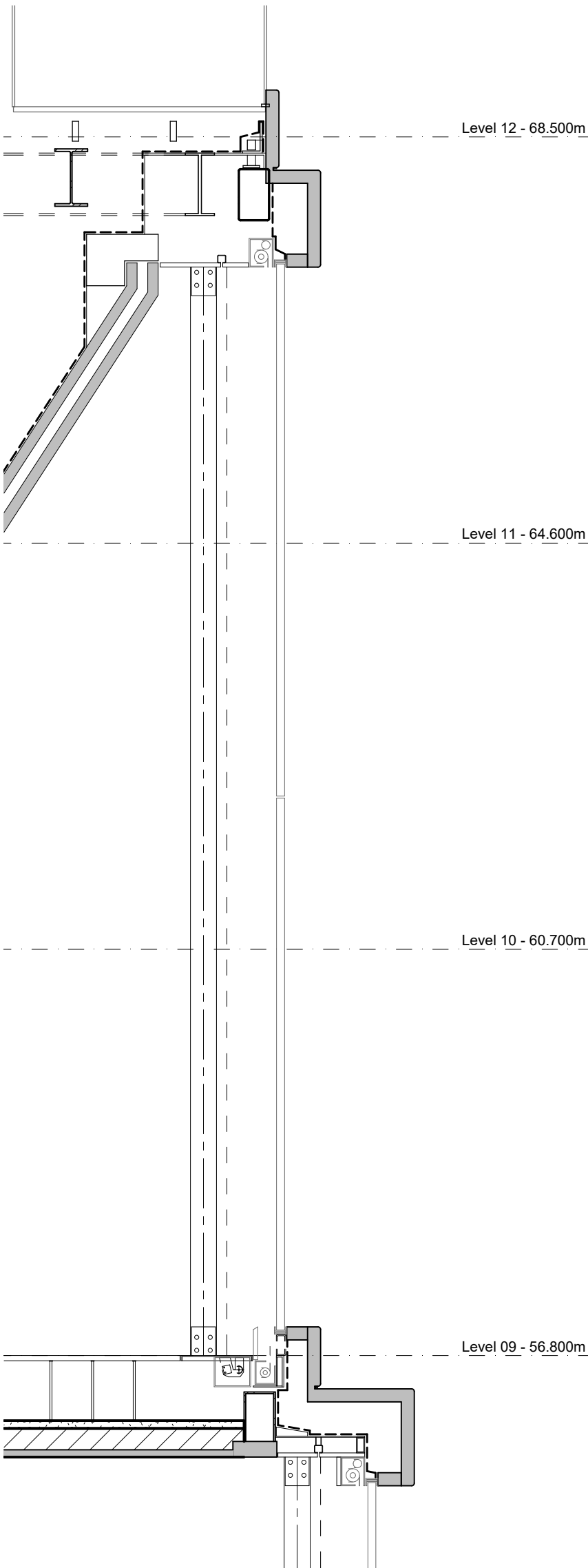
| | | | |
|--------------|-------|------------------------|---------|
| Project No. | | Sheet No. | |
| KXC | | HS-GP-XX-AS-T- 45-0053 | |
| Status | | | |
| For Approval | | | |
| Date Drawn | | Rev Date | |
| 11/18/21 | | 16/03/22 | |
| Revision | | P01 | |
| Size | Scale | Drawn By | Checked |
| A1 | 1:50 | JC | JC |

Heatherwick studio

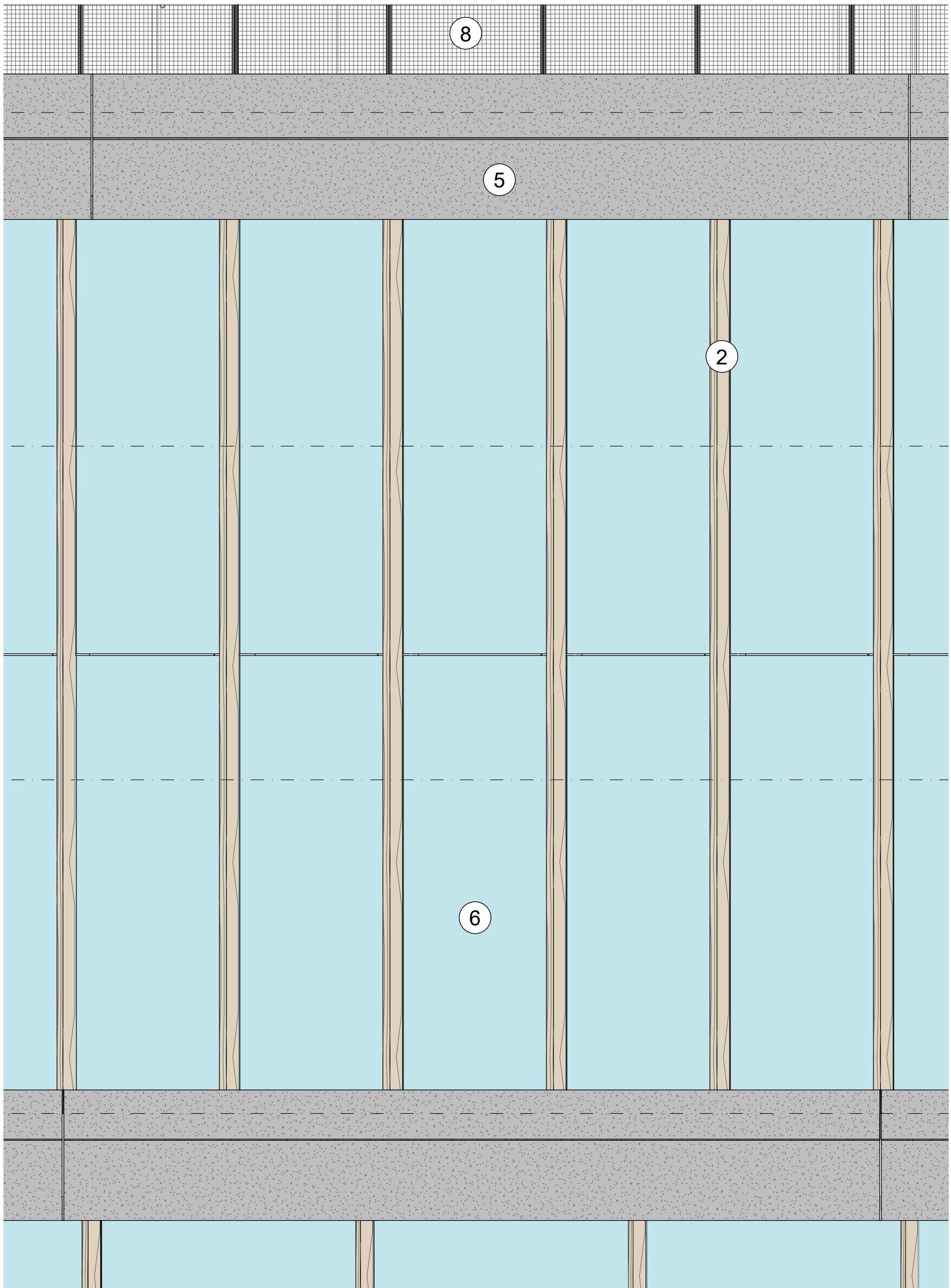
55 Argyle Street, London WC1H 8EE | T: +44 (0) 20 7833 8800
studio@heatherwick.com | heatherwick.com



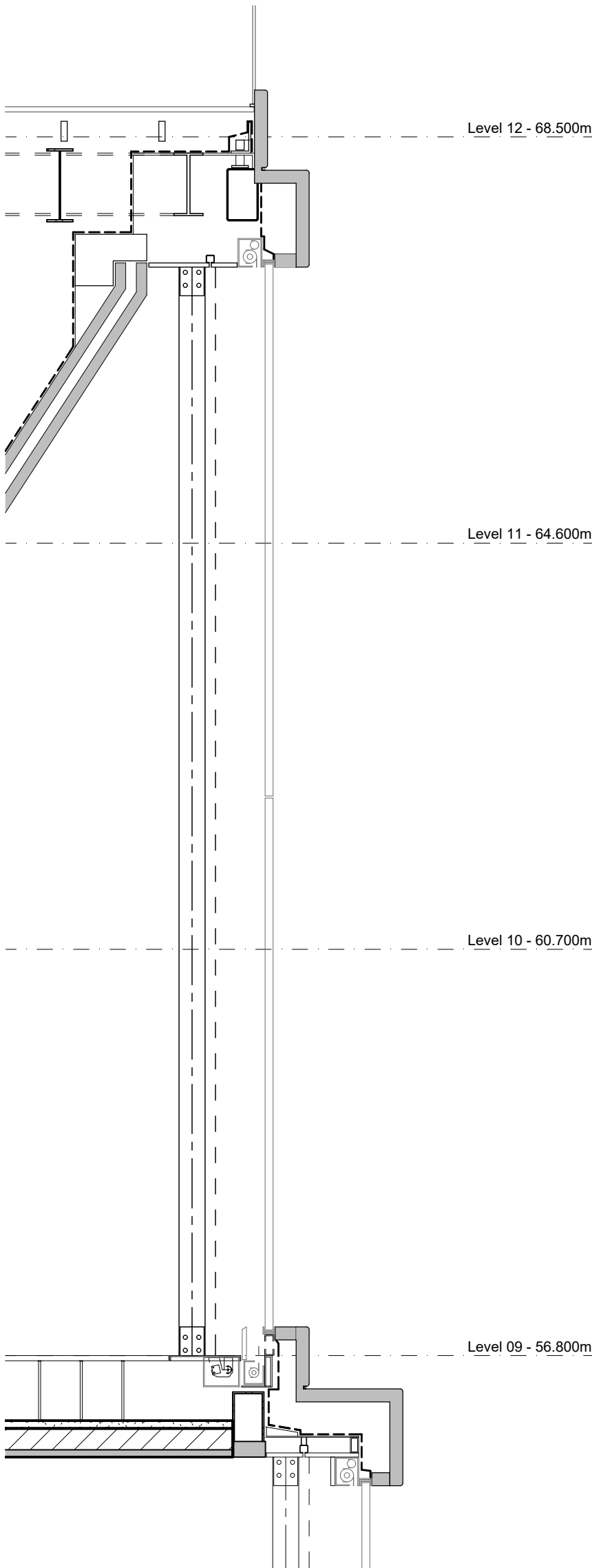
① East Elevation - Triple Height - 6 Panel



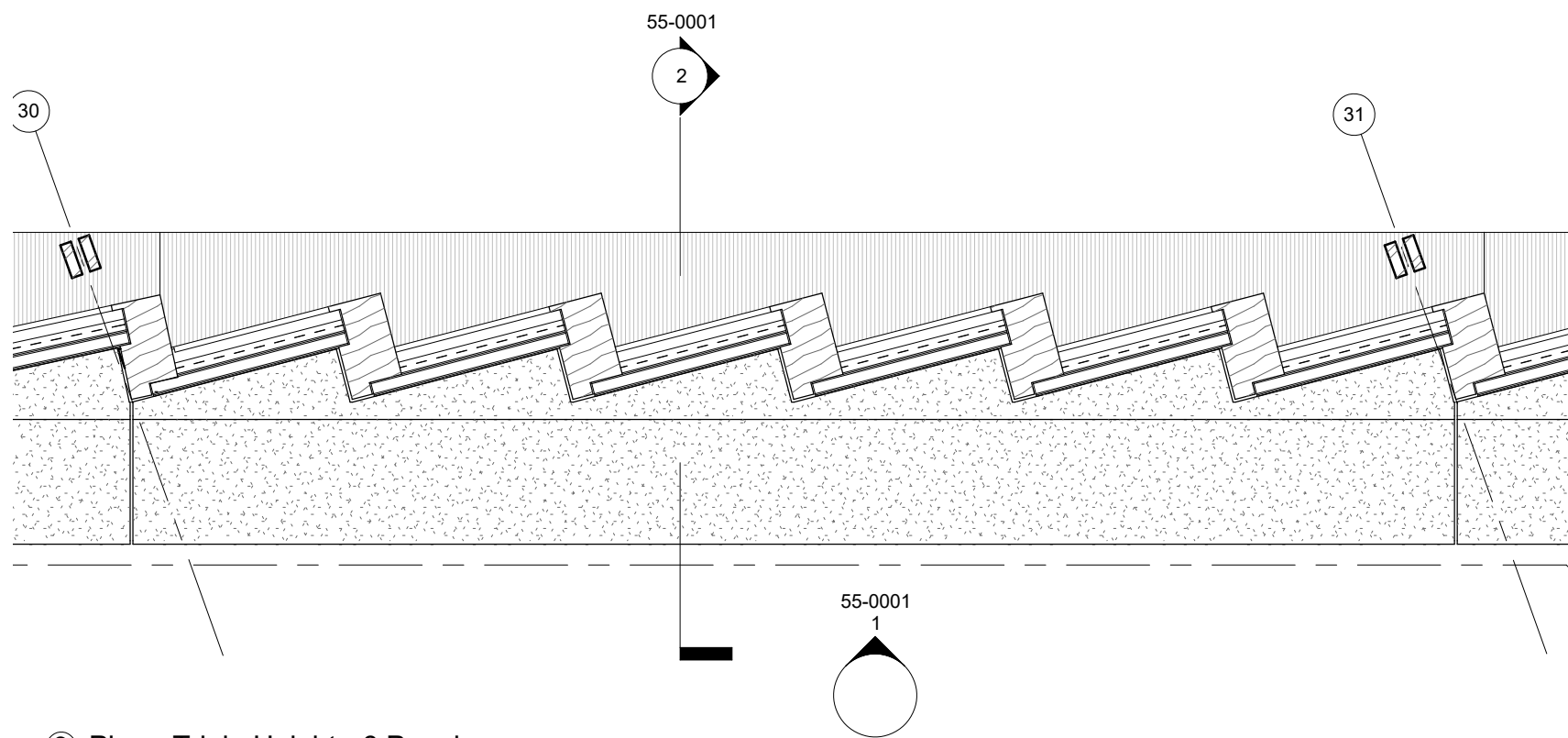
② Section - Triple Height - 6 Panel



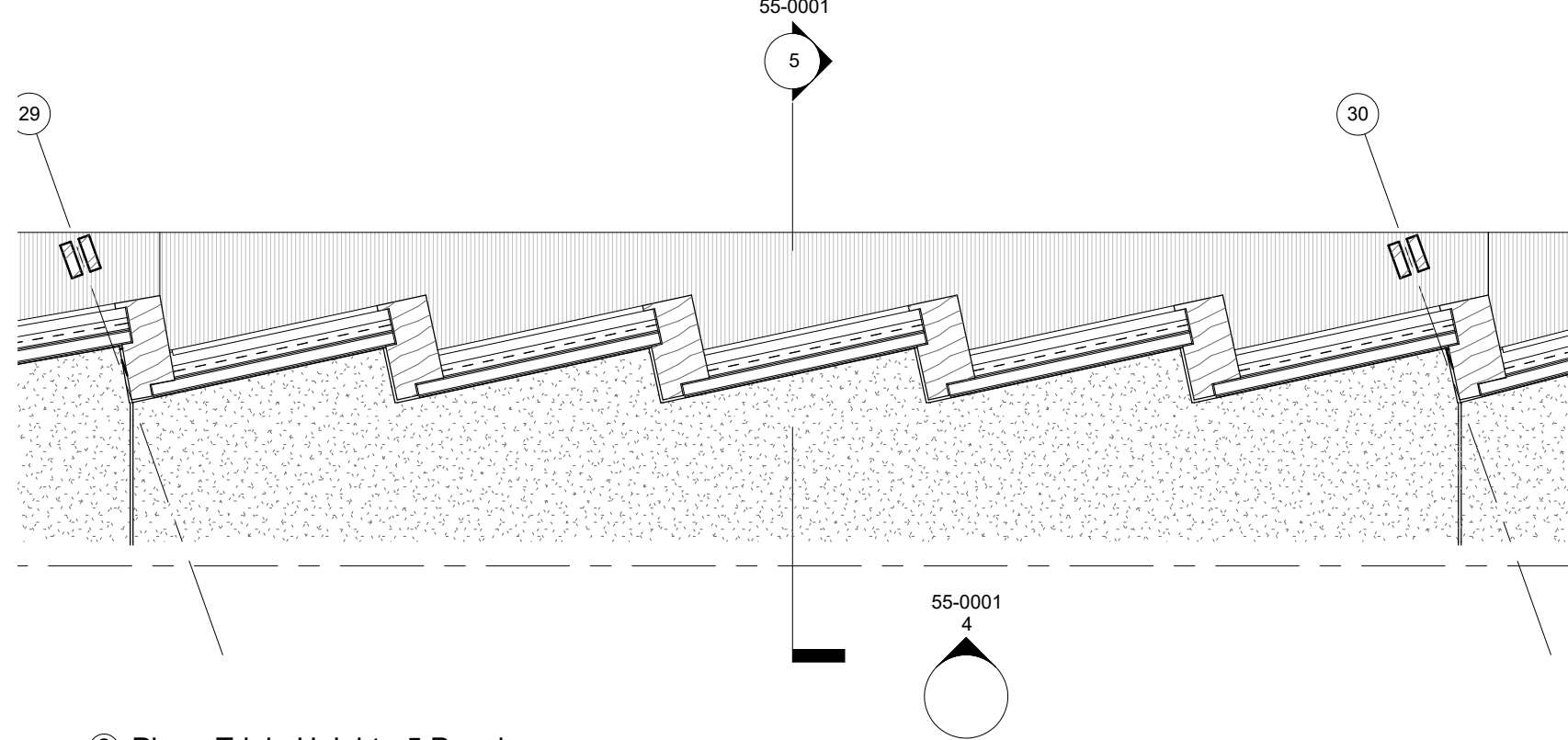
④ East Elevation - Triple Height - 5 Panel



⑤ Section - Triple Height - 5 Panel



③ Plan - Triple Height - 6 Panel



⑥ Plan - Triple Height - 5 Panel

General Notes

THIS DRAWING IS FOR DESIGN INTENT PURPOSES ONLY. NOT FOR CONSTRUCTION.

HEATHERWICK STUDIO TAKE NO RESPONSIBILITY FOR ANY DIMENSIONS OBTAINED BY MEASURING OR SCALING FROM THIS DRAWING.

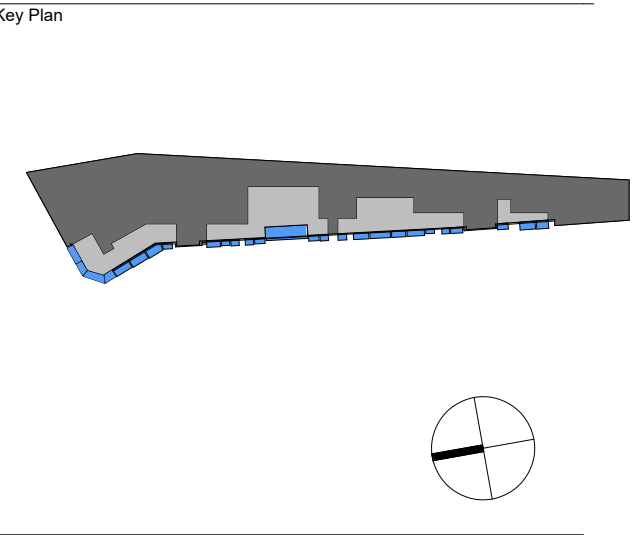
ALL DIMENSIONS AND LEVELS ARE TO BE CHECKED ON SITE BEFORE PROCEEDING.

THIS DRAWING MUST BE READ IN CONJUNCTION WITH RELEVANT CONSULTANT AND SPECIALIST DRAWINGS.

ALL STRUCTURE, MEP, LIGHTING, PLANTING CIVILS & DRAINAGE ARE INDICATIVE ONLY. THE SIZING OF STRUCTURAL AND SERVICES ELEMENTS MUST BE CHECKED AGAINST THE RELEVANT ENGINEERS DRAWINGS.

THIS DRAWING IS THE COPYRIGHT OF HEATHERWICK STUDIO AND IS NOT TO BE REPRODUCED IN ANY FORM WITHOUT PRIOR WRITTEN CONSENT.

GROUND FLOOR FACADE DRAWN BY HEATHERWICK STUDIO. ALL OTHER ELEMENTS OF THE DRAWINGS ARE PREPARED BY BOP AS ORIGINALLY SUBMITTED IN THE 2017 RESERVED MATTERS APPLICATION AND SUBSEQUENT NON-MATERIAL AMENDMENTS. HEATHERWICK STUDIO SHALL HAVE NO LIABILITY WHATSOEVER FOR ANY ERRORS, DEFECTS AND/OR DEFICIENCIES IN BOP DRAWINGS OR BASE BUILD INFORMATION.



- Sheet Notes
- Key
- Steel Mullion
 - Timber Mullion
 - Black Painted Metal Structure
 - Black Metal Cladding
 - Pre-cast Concrete Spandrel
 - Main Facade Glazing Panel
 - Back Painted Dark Grey Glass Panel
 - Steel Balustrade with Webnet Wire Mesh Panels
 - Roof Facade Glazing Panel
 - Timber Wall Cladding
 - GRC rainscreen cladding skirting
 - Glass Balustrade
 - Weathering Steel Cladding
 - Ground Facade Glazing Panel
 - Dark Grey Metal Louvre Screen
 - Glassfibre Reinforced Concrete Cladding
 - Anodised Aluminium Architectural Louvres in Varied Bronze Tones
 - Webnet Wire Mesh Panels
 - Operable Timber Mullion
 - Dark Grey Metal Panel
 - Bronze Colour Metal Cladding Louvre
 - South Anchor Glazed Sliding and Fixed Panels
 - Intergrated Louvre in Spandrel Soffit
 - Timber Hook Panels
- D1 Glass Sliding Door
D2 Dark Grey Metal Louvre Door
D3 Glass Hinged Door
D4 Glazed Garden Maintenance Door
D5 Glazed Garden Accessible Door
D6 Dark Grey Back Painted Glass Door
D7 Weathering Steel Door
D8 Weathered Steel Structure & Vertical Blinding Doors
D9 Blinding Doors
- Note: Please see Gillespies Drawing Ref: KXC-A-001-T-GIL-91-00011 for Garden Planting Design.

Sheet Notes

Note: For further information on Materials refer to Detailed Information Pack 1

0 1 2 3 4

SCALE BAR 1:50

| | | |
|------|-------------|--------------------|
| P01 | 16/03/22 | Issue for Planning |
| DATE | DESCRIPTION | |



Project Name

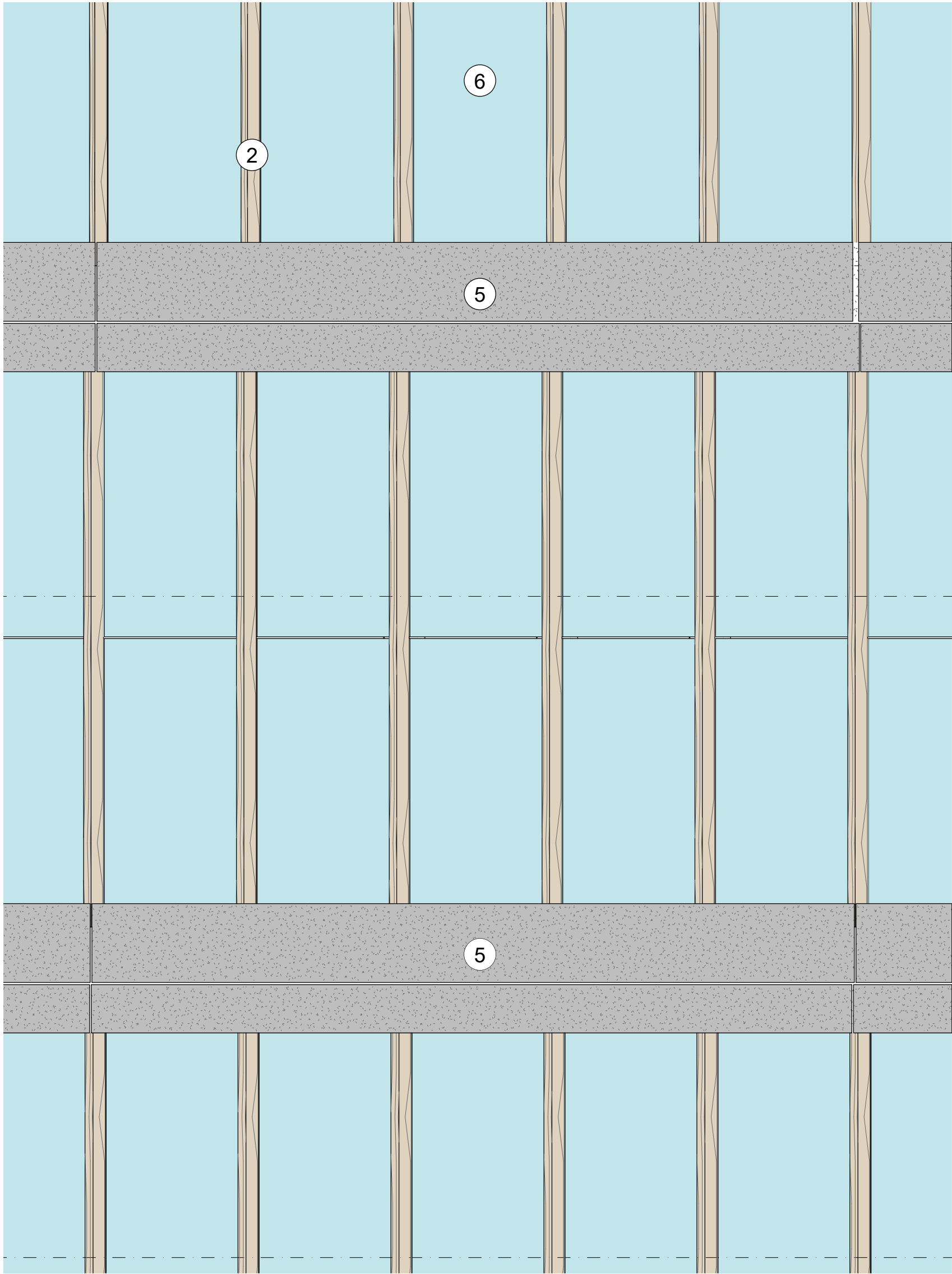
Documentation

Development Zone A
Kings Cross Central
York Way
London

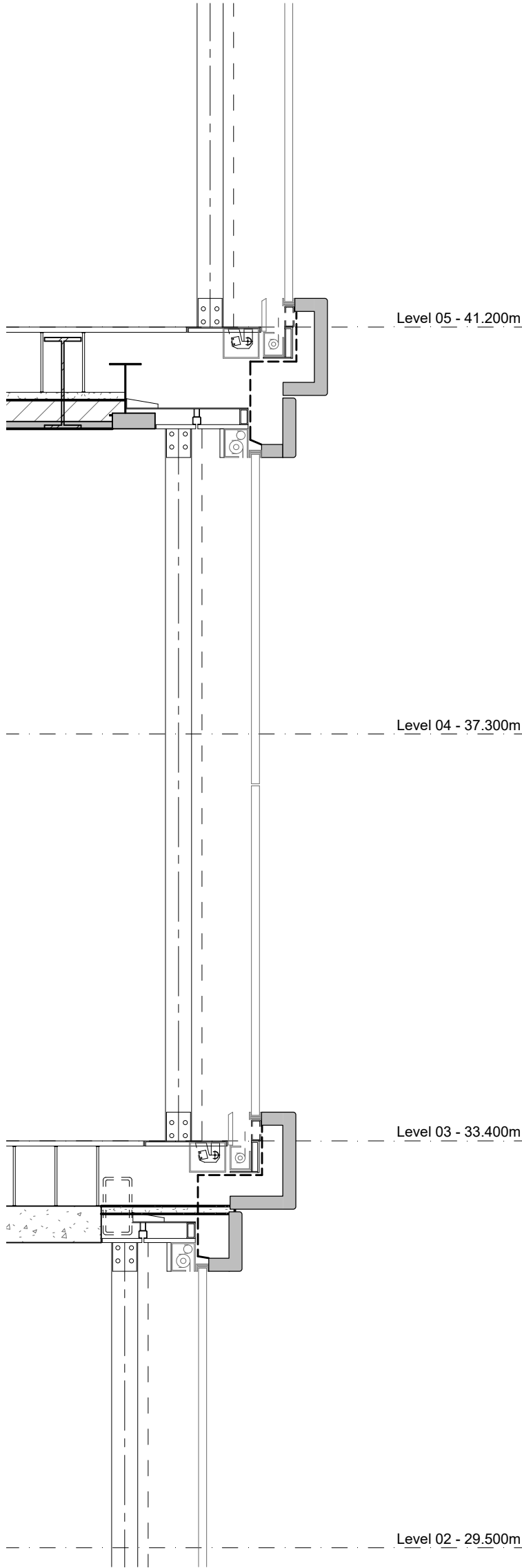
Sheet Name

Main Facade - East Elevation
Tripple Height Panels

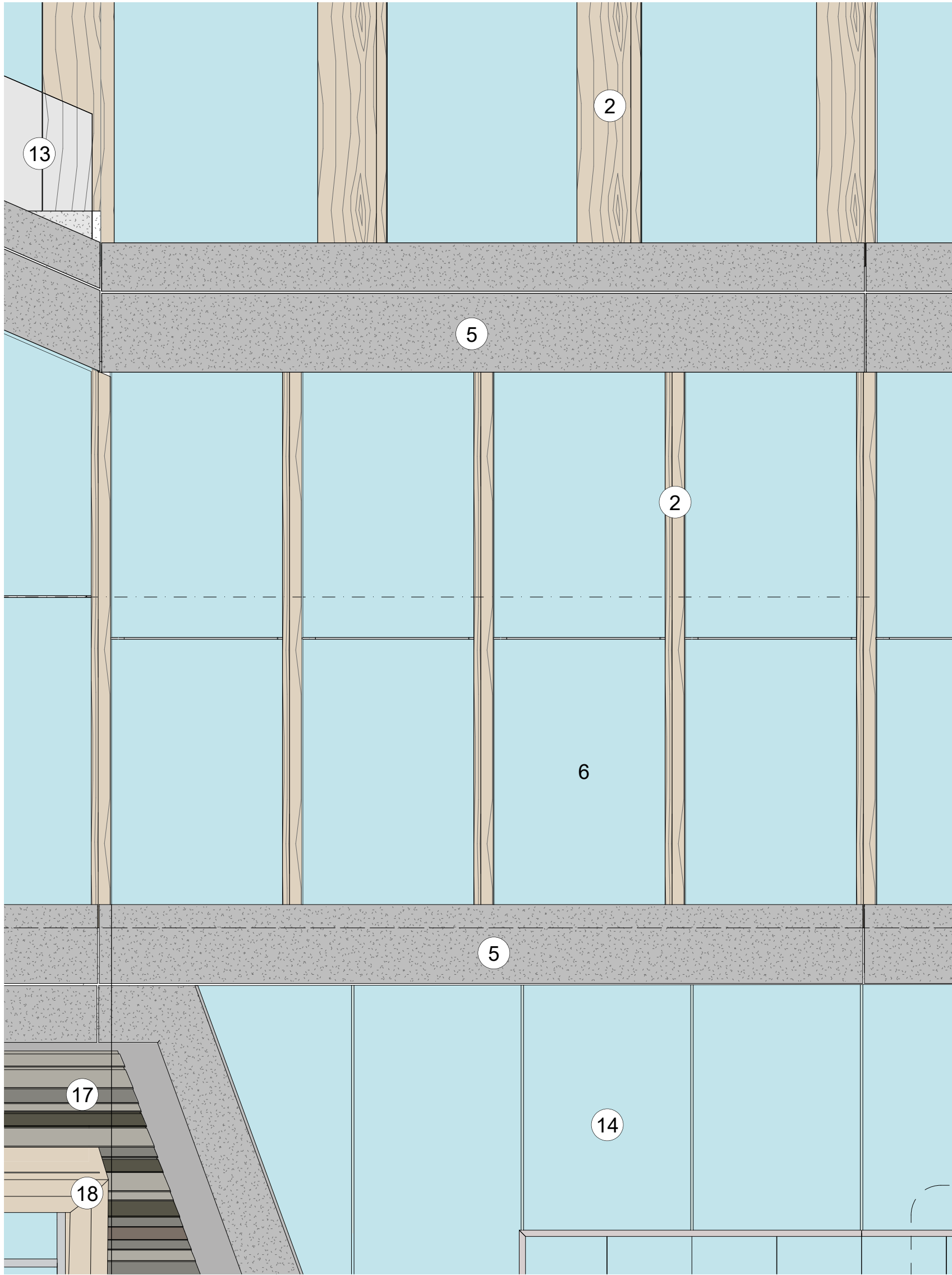
| | | | | | |
|-------------|--|----------------|--|----------|--|
| Project No. | | Sheet No. | | | |
| KXC | | HS-XX-XX-AS-T- | | 55-0001 | |
| Status | | For Approval | | | |
| Date Drawn | | 11/03/22 | | Rev Date | |
| | | | | 16/03/22 | |
| Revision | | P01 | | | |
| Size | | A1 | | Scale | |
| | | 1:50 | | Drawn By | |
| | | | | JC | |
| Checked | | JC | | | |



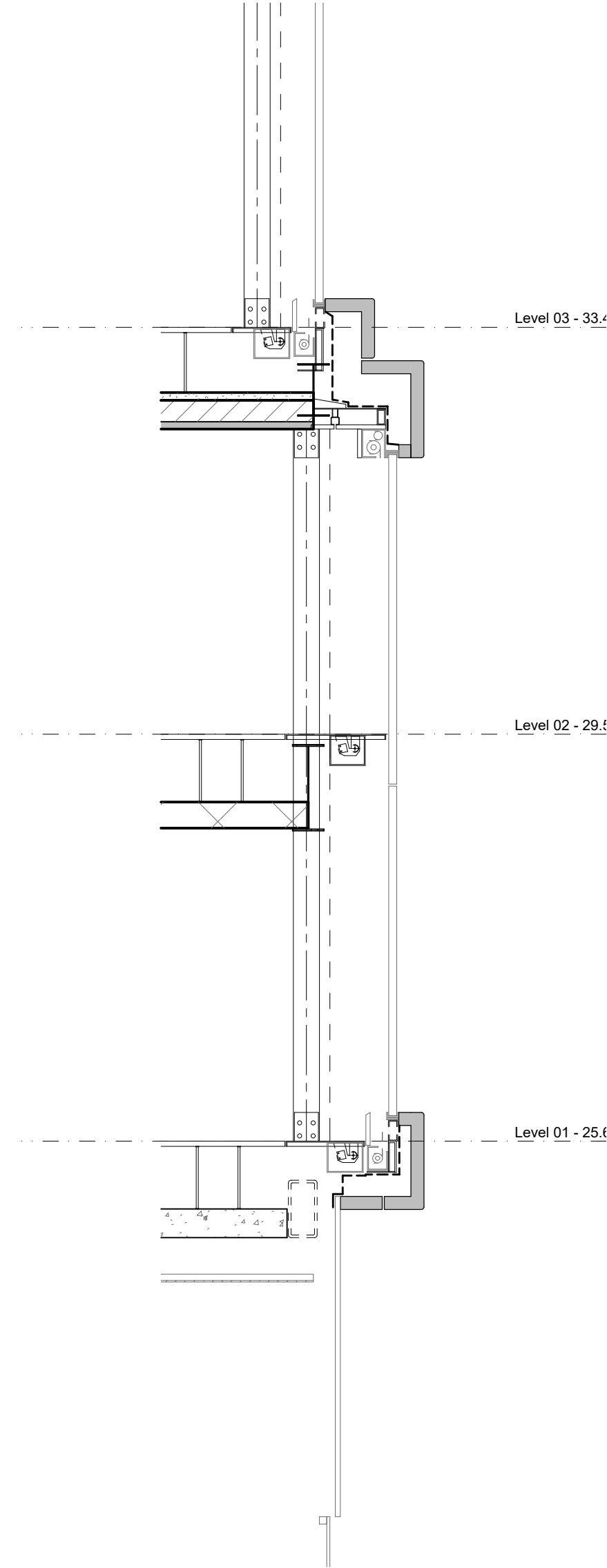
① West Elevation - Double Height - 5 Panel



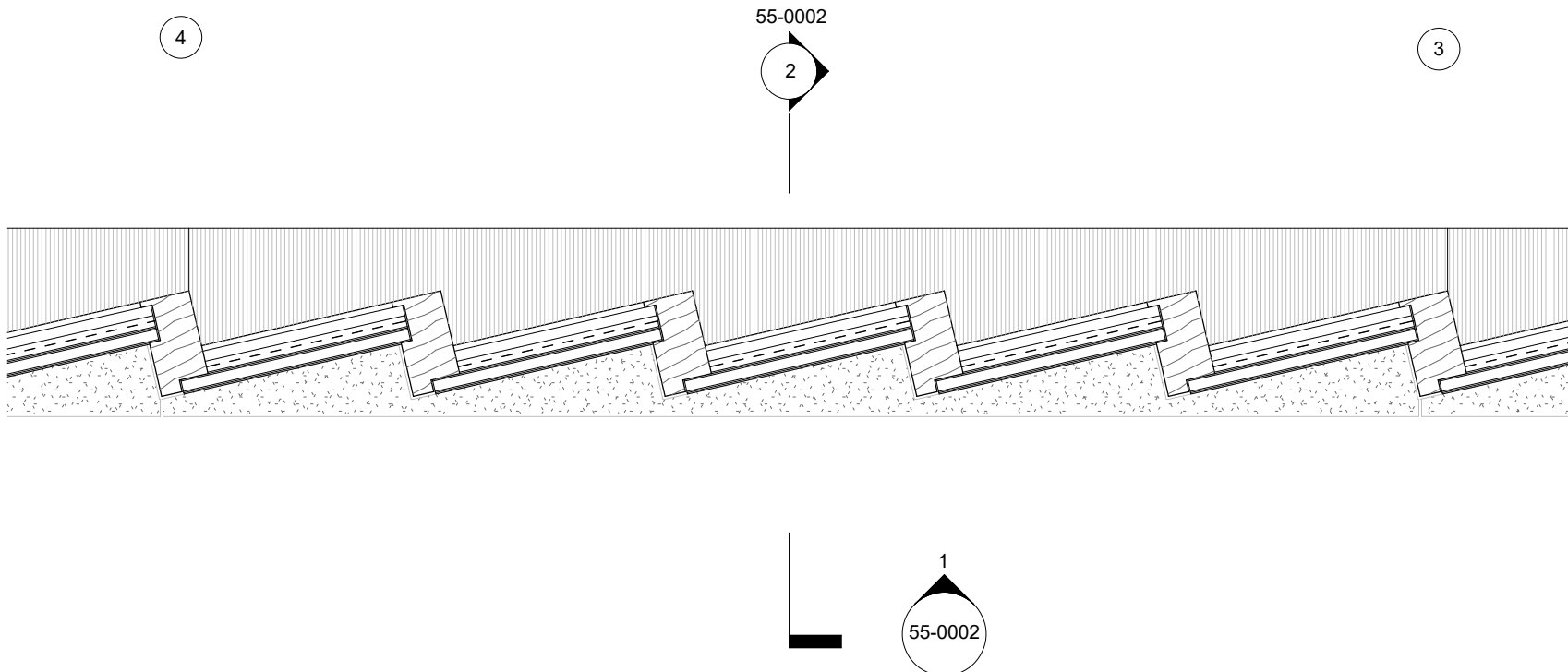
② Section - Double Height - 5 Panel



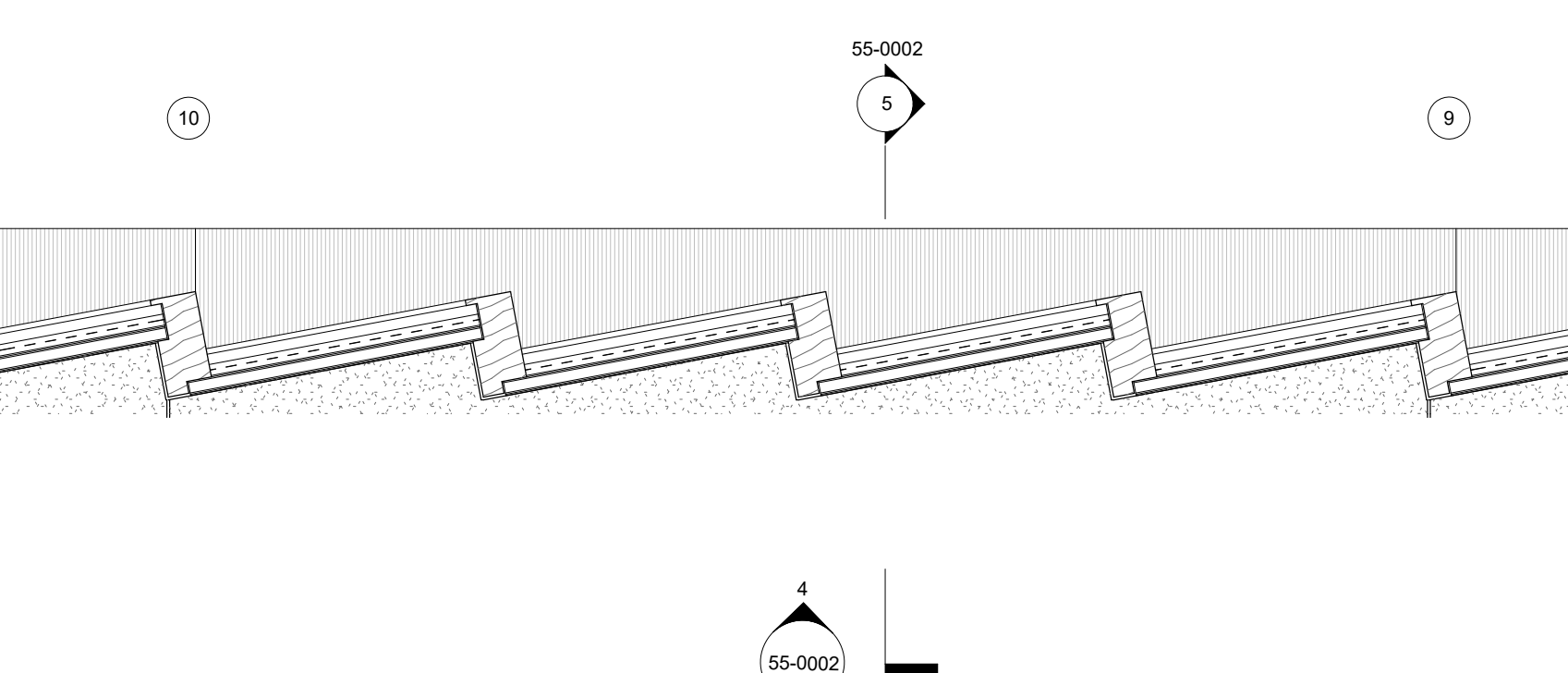
④ West Elevation -Double Height - 4 Panel



⑤ Section - Double Height - 4 Panel



③ Plan - Double Height - 5 Panel



⑥ Plan - Double Height - 4 Panel

General Notes

THIS DRAWING IS FOR DESIGN INTENT PURPOSES ONLY. NOT FOR CONSTRUCTION.

HEATHERWICK STUDIO TAKE NO RESPONSIBILITY FOR ANY DIMENSIONS OBTAINED BY MEASURING OR SCALING FROM THIS DRAWING.

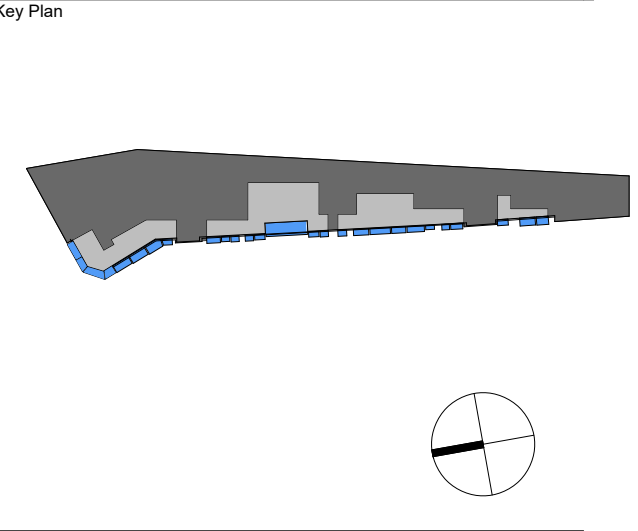
ALL DIMENSIONS AND LEVELS ARE TO BE CHECKED ON SITE BEFORE PROCEEDING.

THIS DRAWING MUST BE READ IN CONJUNCTION WITH RELEVANT CONSULTANT AND SPECIALIST DRAWINGS.

ALL STRUCTURE, MEP, LIGHTING, PLANTING CIVILS & DRAINAGE ARE INDICATIVE ONLY. THE SIZING OF STRUCTURAL AND SERVICES ELEMENTS MUST BE CHECKED AGAINST THE RELEVANT ENGINEERS DRAWINGS.

THIS DRAWING IS THE COPYRIGHT OF HEATHERWICK STUDIO AND IS NOT TO BE REPRODUCED IN ANY FORM WITHOUT PRIOR WRITTEN CONSENT.

GROUND FLOOR FACADE DRAWN BY HEATHERWICK STUDIO. ALL OTHER ELEMENTS OF THE DRAWINGS ARE PREPARED BY BOP AS ORIGINALLY SUBMITTED IN THE 2017 RESERVED MATTERS APPLICATION AND SUBSEQUENT NON-MATERIAL AMENDMENTS. HEATHERWICK STUDIO SHALL HAVE NO LIABILITY WHATSOEVER FOR ANY ERRORS, DEFECTS AND/OR DEFICIENCIES IN BOP DRAWINGS OR BASE BUILD INFORMATION.



- Sheet Notes
- Key
- 1 Steel Mullion
 - 2 Timber Mullion
 - 3 Black Painted Metal Structure
 - 4 Black Metal Cladding
 - 5 Pre-cast Concrete Spandrel
 - 6 Main Facade Glazing Panel
 - 7 Back Painted Dark Grey Glass Panel
 - 8 Steel Balustrade with Webnet Wire Mesh Panels
 - 9 Roof Facade Glazing Panel
 - 10 Timber Wall Cladding
 - 11 GRC rainscreen cladding skirting
 - 12 Weathering Steel Cladding
 - 13 Glass Balustrade
 - 14 Ground Facade Glazing Panel
 - 15 Dark Grey Metal Louvre Screen
 - 16 Glassfibre Reinforced Concrete Cladding
 - 17 Anodised Aluminium Architectural Louvers in Varied Bronze Tones
 - 18 Mass Timber Portal Frame
 - 19 Webnet Wire Mesh Panels
 - 20 Operable Timber Mullion
 - 21 Dark Grey Metal Panel
 - 22 Bronze Colour Metal Cladding Louvre
 - 23 South Anchor Glazed Sliding and Fixed Panels
 - 24 Intergrated Louvre in Spandrel Soffit
 - 25 Timber Hook Panels
- D1 Glass Sliding Door
D2 Dark Grey Metal Louvre Door
D3 Glass Hinged Door
D4 Glazed Garden Maintenance Door
D5 Glazed Garden Accessible Door
D6 Dark Grey Back Painted Glass Door
D7 Weathering Steel Door
D8 Weathered Steel Structure & Vertical Bilfolding Doors
D9 Bilfolding Doors
- Note: Please see Gillespies Drawing Ref: KXC-A-001-T-GIL-91-00011 for Garden Planting Design.

Sheet Notes

Note: For further information on Materials refer to Detailed Information Pack 1

0 1 2 3 4

SCALE BAR 1:50

| | | |
|------|-------------|--------------------|
| P01 | 16/03/22 | Issue for Planning |
| DATE | DESCRIPTION | |



Project Name

Documentation

Development Zone A
Kings Cross Central
York Way
London

Sheet Name

Main Facade - West Elevation
Double Height Panels

| | |
|-------------|------------------------|
| Project No. | Sheet No. |
| KXC | HS-XX-XX-AS-T- 55-0002 |

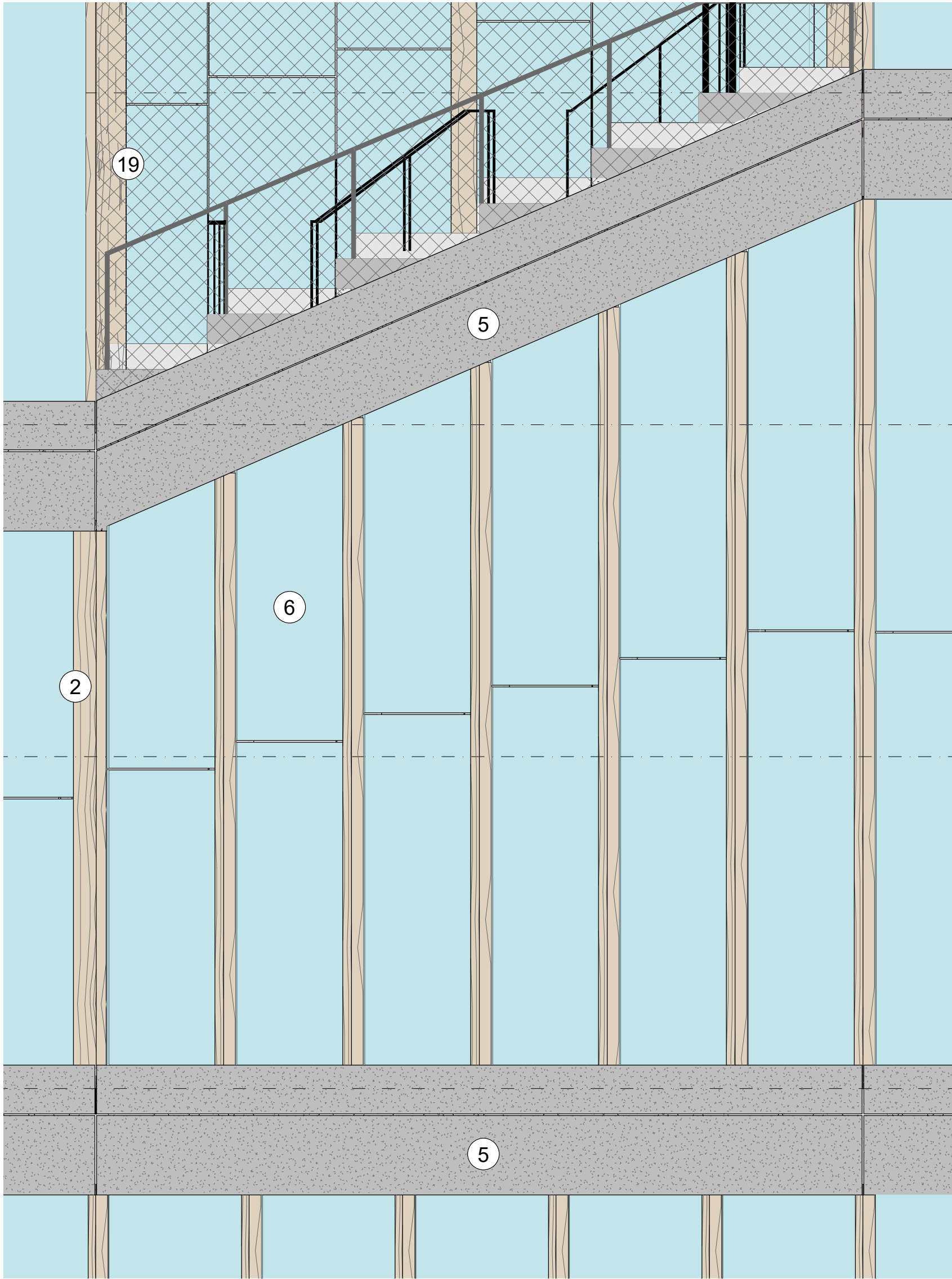
Status

For Approval

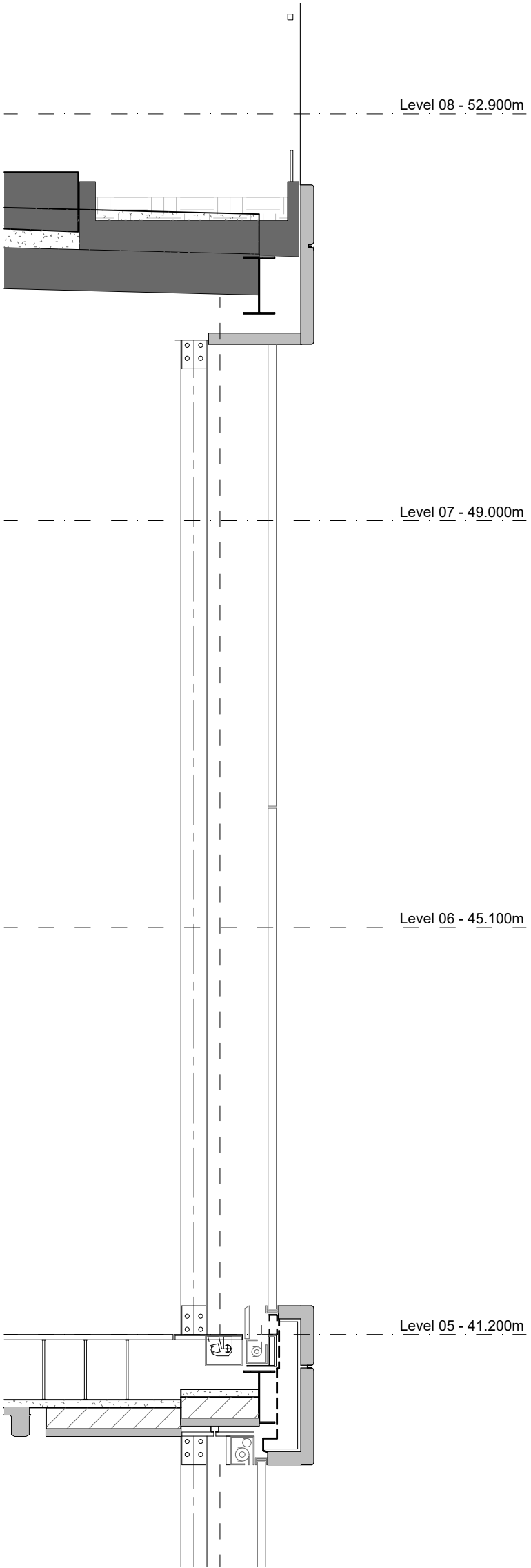
| | | | | | |
|------------|----------|----------|----------|----------|-----|
| Date Drawn | 11/03/22 | Rev Date | 16/03/22 | Revision | P01 |
| Size | A1 | Scale | 1:50 | Drawn By | JC |
| | | | | Checked | JC |

Heatherwick studio

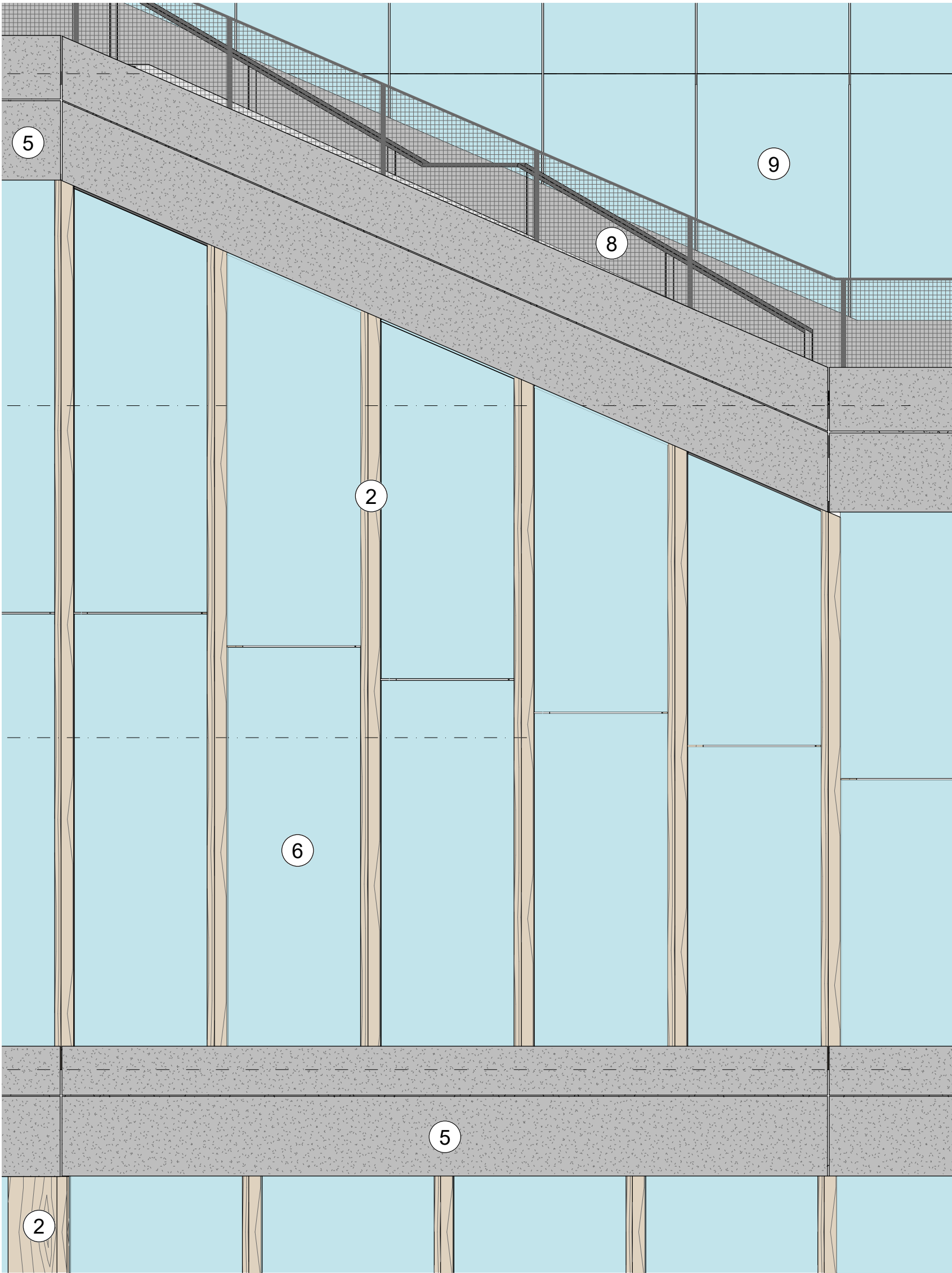
55 Argyle Street, London WC1H 8EE | T: +44 (0) 20 7833 8800
studio@heatherwick.com | heatherwick.com



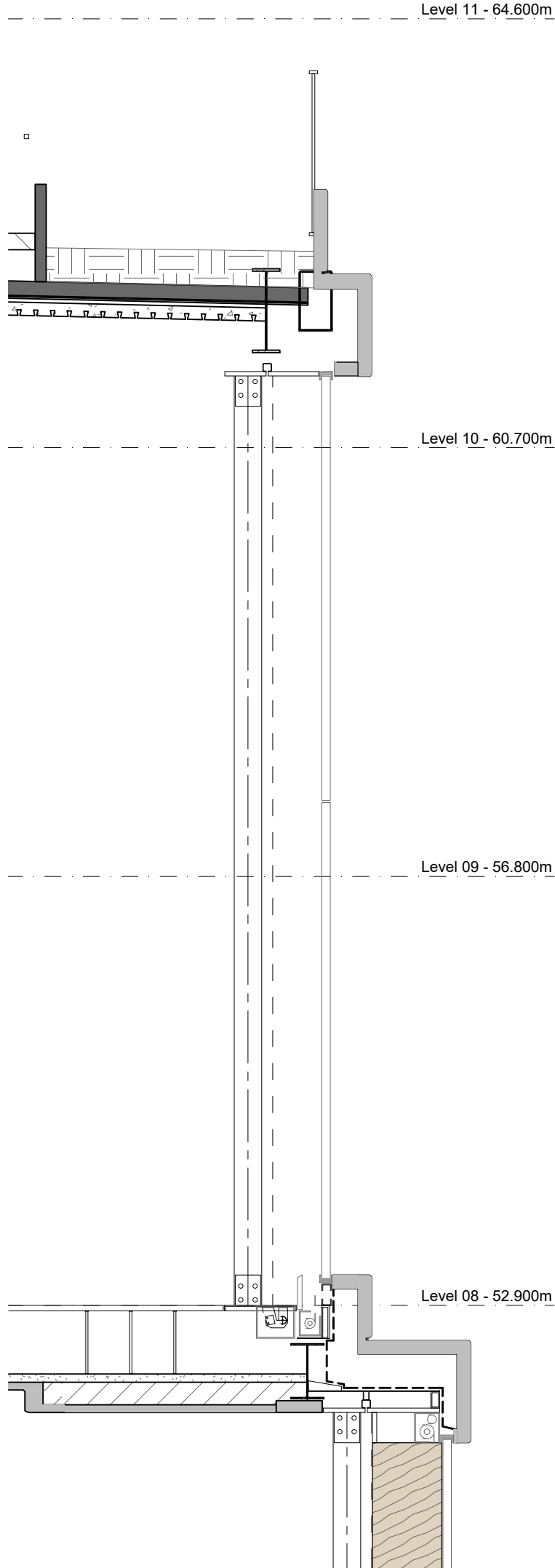
① East Elevation - Sloped - 6 Panel



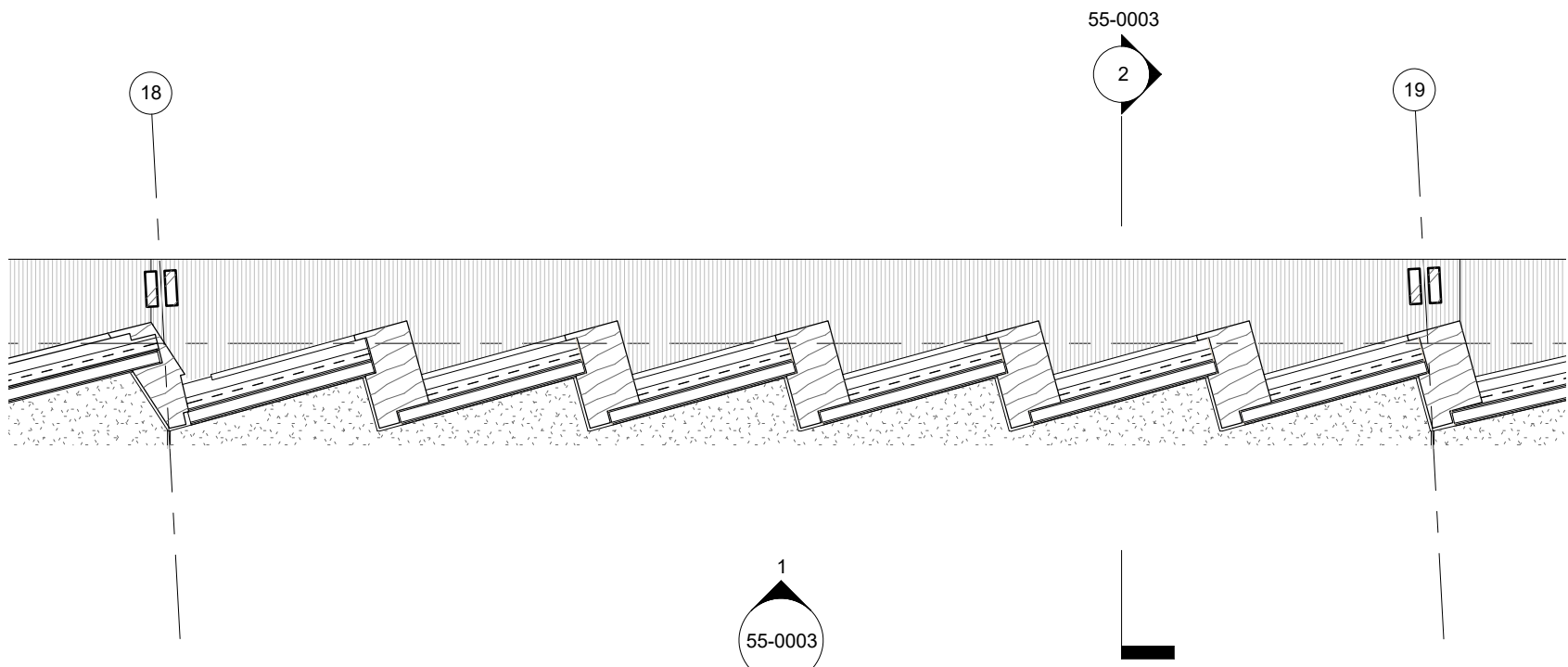
② Section - Sloped - 6 Panel



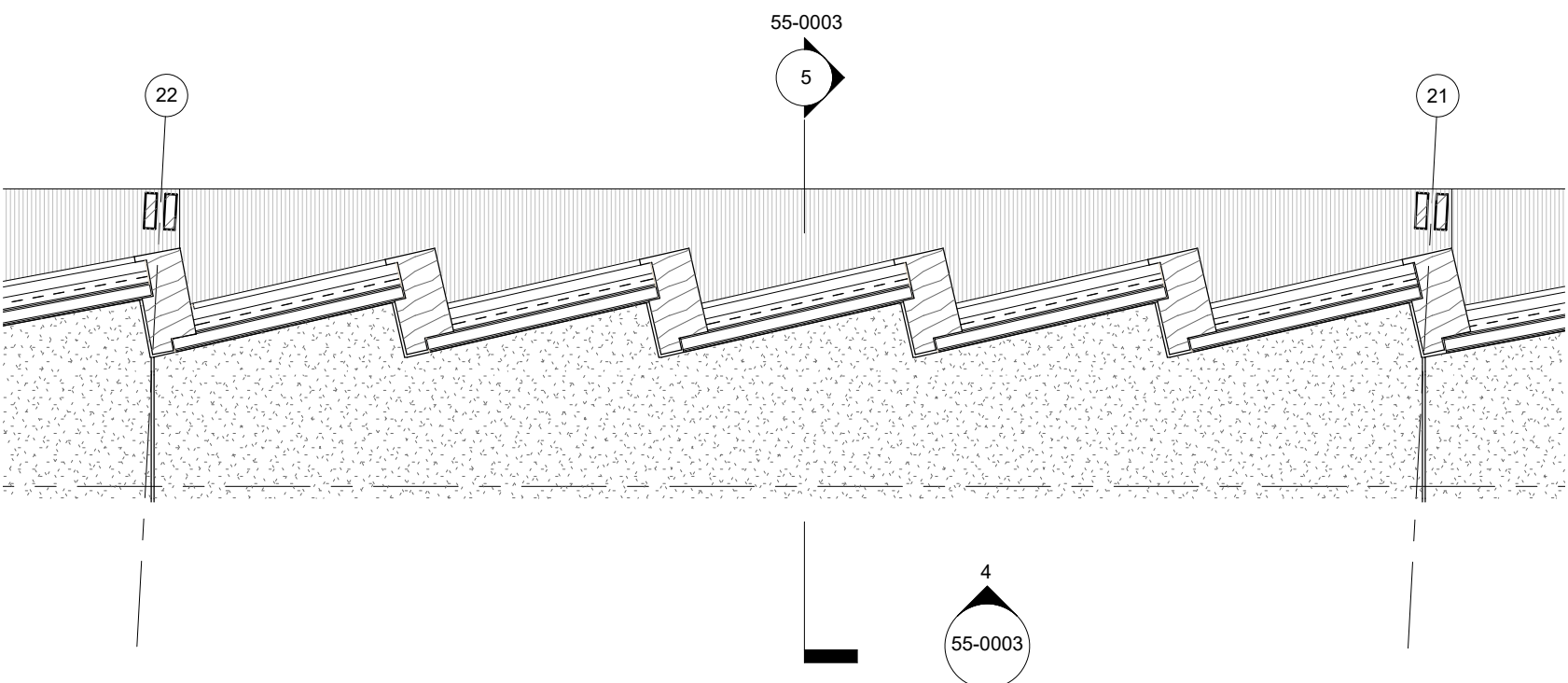
④ West Elevation - Sloped - 5 Panel



⑤ Section - Sloped - 5 Panel



③ Plan - Sloped - 6 Panel



⑥ Plan - Sloped - 5 Panel

General Notes

THIS DRAWING IS FOR DESIGN INTENT PURPOSES ONLY. NOT FOR CONSTRUCTION.

HEATHERWICK STUDIO TAKE NO RESPONSIBILITY FOR ANY DIMENSIONS OBTAINED BY MEASURING OR SCALING FROM THIS DRAWING.

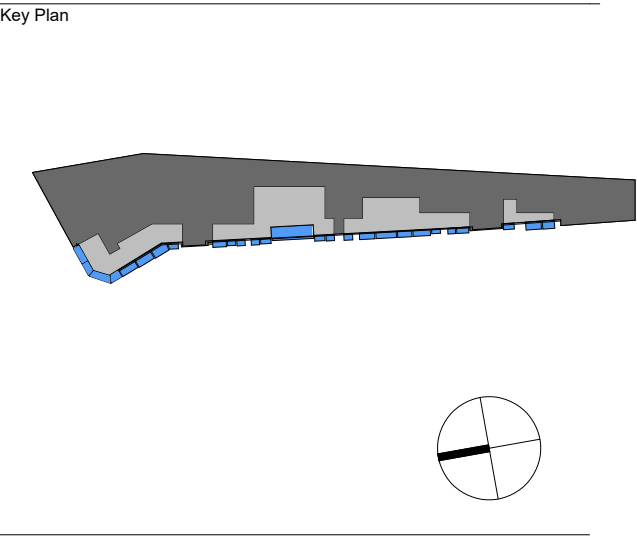
ALL DIMENSIONS AND LEVELS ARE TO BE CHECKED ON SITE BEFORE PROCEEDING.

THIS DRAWING MUST BE READ IN CONJUNCTION WITH RELEVANT CONSULTANT AND SPECIALIST DRAWINGS.

ALL STRUCTURE, MEP, LIGHTING, PLANTING CIVILS & DRAINAGE ARE INDICATIVE ONLY. THE SIZING OF STRUCTURAL AND SERVICES ELEMENTS MUST BE CHECKED AGAINST THE RELEVANT ENGINEERS DRAWINGS.

THIS DRAWING IS THE COPYRIGHT OF HEATHERWICK STUDIO AND IS NOT TO BE REPRODUCED IN ANY FORM WITHOUT PRIOR WRITTEN CONSENT.

GROUND FLOOR FACADE DRAWN BY HEATHERWICK STUDIO. ALL OTHER ELEMENTS OF THE DRAWINGS ARE PREPARED BY BOP AS ORIGINALLY SUBMITTED IN THE 2017 RESERVED MATTERS APPLICATION AND SUBSEQUENT NON-MATERIAL AMENDMENTS. HEATHERWICK STUDIO SHALL HAVE NO LIABILITY WHATSOEVER FOR ANY ERRORS, DEFECTS AND/OR DEFICIENCIES IN BOP DRAWINGS OR BASE BUILD INFORMATION.



- Sheet Notes
- Key
- 1 Steel Mullion
 - 2 Timber Mullion
 - 3 Black Painted Metal Structure
 - 4 Black Metal Cladding
 - 5 Pre-cast Concrete Spandrel
 - 6 Main Facade Glazing Panel
 - 7 Back Painted Dark Grey Glass Panel
 - 8 Steel Balustrade with Webnet Wire Mesh Panels
 - 9 Roof Facade Glazing Panel
 - 10 Timber Wall Cladding
 - 11 GRC rainscreen cladding skirting
 - 12 Weathering Steel Cladding
 - 13 Glass Balustrade
 - 14 Ground Facade Glazing Panel
 - 15 Dark Grey Metal Louvre Screen
 - 16 Glassfibre Reinforced Concrete Cladding
 - 17 Anodised Aluminium Architectural Louvers in Varied Bronze Tones
 - 18 Mass Timber Portal Frame
 - 19 Operable Timber Mullion
 - 20 Operable Timber Mullion
 - 21 Dark Grey Metal Panel
 - 22 Bronze Colour Metal Cladding Louvre
 - 23 South Anchor Glazed Sliding and Fixed Panels
 - 24 Intergrated Louvre in Spandrel Soffit
 - 25 Timber Hook Panels
- D1 Glass Sliding Door
D2 Dark Grey Metal Louvre Door
D3 Glass Hinged Door
D4 Glazed Garden Maintenance Door
D5 Glazed Garden Accessible Door
D6 Dark Grey Back Painted Glass Door
D7 Weathering Steel Door
D8 Weathered Steel Structure & Vertical Bifolding Doors
D9 Bifolding Doors

Sheet Notes

Note: For further information on Materials refer to Detailed Information Pack 1
For further information on External Lighting refer to Detail Information Pack 02

0 1 2 3 4

SCALE BAR 1:50

| | | |
|------|-------------|--------------------|
| P01 | 16/03/22 | Issue for Planning |
| DATE | DESCRIPTION | |



Project Name

Documentation

Development Zone A
Kings Cross Central
York Way
London

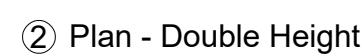
Sheet Name

Main Facade - East & West
Elevation Sloped Panels

| | | | |
|-------------|--|------------------------|--|
| Project No. | | Sheet No. | |
| KXC | | HS-XX-XX-AS-T- 55-0003 | |
| Status | | For Approval | |
| Date Drawn | | Rev Date | |
| 11/03/22 | | 16/03/22 | |
| Revision | | P01 | |
| Size | | Scale | |
| A1 | | 1:50 | |
| Drawn By | | Checked | |
| JC | | JC | |

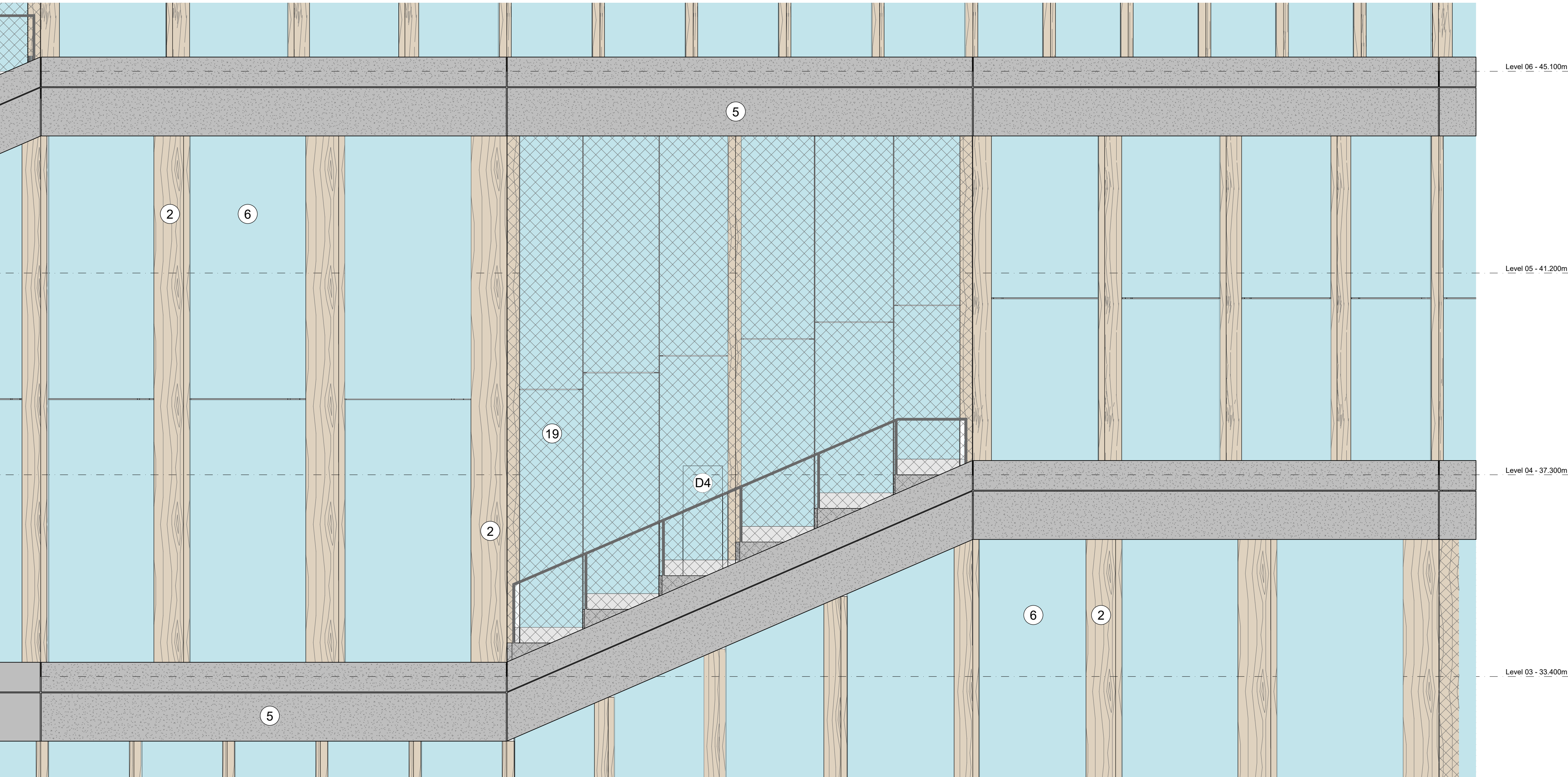
Heatherwick studio

55 Argyle Street, London WC1H 8EE | T: +44 (0) 20 7833 8800
studio@heatherwick.com | heatherwick.com

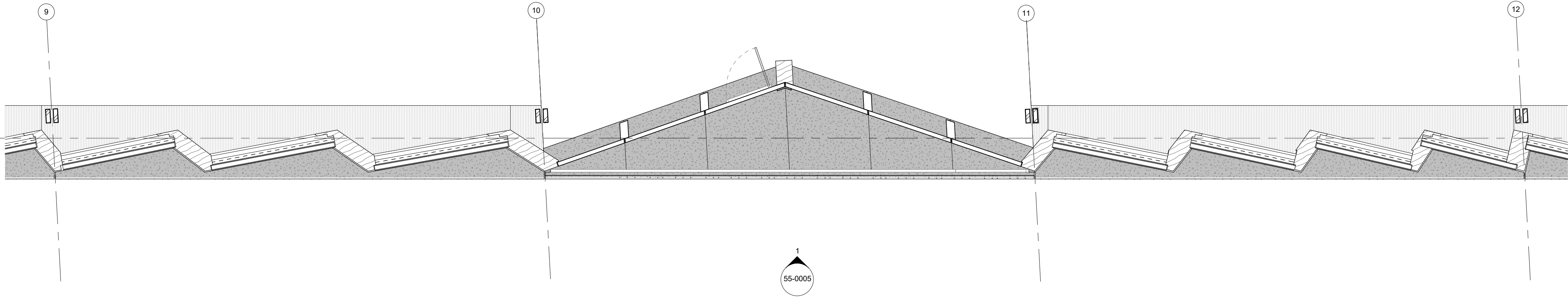


studroz@heatherwick.com | heatherwick.com

Heatherwick studio
55 Argyle Street, London WC1H 8EE | T: +44 (0) 20 7833 8800
studio@heatherwick.com | heatherwick.com



① East Elevation - Garden Triangular 2m



② Plan - Garden Triangular 2m

General Notes

THIS DRAWING IS FOR DESIGN INTENT PURPOSES ONLY, NOT FOR CONSTRUCTION.

HEATHERWICK STUDIO TAKE NO RESPONSIBILITY FOR ANY DIMENSIONS OBTAINED BY MEASURING OR SCALING FROM THIS DRAWING.

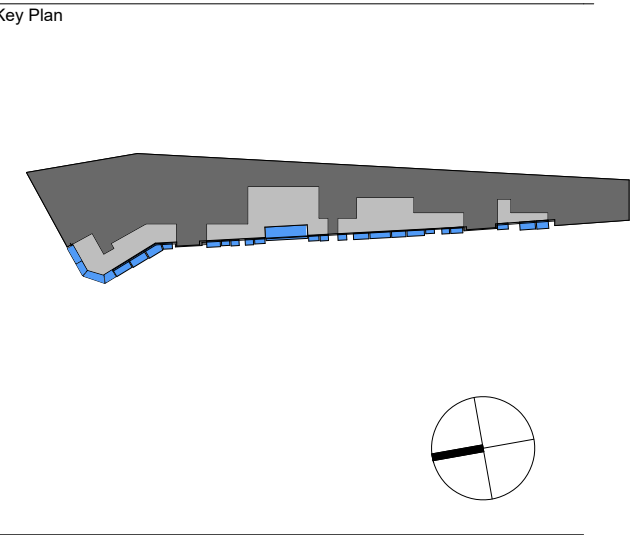
ALL DIMENSIONS AND LEVELS ARE TO BE CHECKED ON SITE BEFORE PROCEEDING.

THIS DRAWING MUST BE READ IN CONJUNCTION WITH RELEVANT CONSULTANT AND SPECIALIST DRAWINGS.

ALL STRUCTURE, MEP, LIGHTING, PLANTING CIVILS & DRAINAGE ARE INDICATIVE ONLY. THE SIZING OF STRUCTURAL AND SERVICES ELEMENTS MUST BE CHECKED AGAINST THE RELEVANT ENGINEERS DRAWINGS.

THIS DRAWING IS THE COPYRIGHT OF HEATHERWICK STUDIO AND IS NOT TO BE REPRODUCED IN ANY FORM WITHOUT PRIOR WRITTEN CONSENT.

GROUND FLOOR FACADE DRAWN BY HEATHERWICK STUDIO. ALL OTHER ELEMENTS OF THE DRAWINGS ARE PREPARED BY BOP AS ORIGINALLY SUBMITTED IN THE 2017 RESERVED MATTERS APPLICATION AND SUBSEQUENT NON-MATERIAL AMENDMENTS. HEATHERWICK STUDIO SHALL HAVE NO LIABILITY WHATSOEVER FOR ANY ERRORS, DEFECTS AND/OR DEFICIENCIES IN BOP DRAWINGS OR BASE BUILD INFORMATION.



- Sheet Notes
- Key
- 1 Steel Mullion
 - 2 Timber Mullion
 - 3 Black Painted Metal Structure
 - 4 Black Metal Cladding
 - 5 Pre-cast Concrete Spandrel
 - 6 Main Facade Glazing Panel
 - 7 Back Painted Dark Grey Glass Panel
 - 8 Steel Balustrade with Webnet Wire Mesh Panels
 - 9 Roof Facade Glazing Panel
 - 10 Timber Wall Cladding
 - 11 GRC rainscreen cladding skirting
 - 12 Weathering Steel Cladding
 - 13 Glass Balustrade
 - 14 Ground Facade Glazing Panel
 - 15 Dark Grey Metal Louvre Screen
 - 16 Glassfibre Reinforced Concrete Cladding
 - 17 Anodised Aluminium Architectural Louvers in Varied Bronze Tones
 - 18 Mass Timber Portal Frame
 - 19 Webnet Wire Mesh Panels
 - 20 Operable Timber Mullion
 - 21 Dark Grey Metal Panel
 - 22 Bronze Colour Metal Cladding Louvre
 - 23 South Anchor Glazed Sliding and Fixed Panels
 - 24 Intergrated Louvre in Spandrel Soffit
 - 25 Timber Hook Panels
- D1 Glass Sliding Door
D2 Dark Grey Metal Louvre Door
D3 Glass Hinged Door
D4 Glazed Garden Maintenance Door
D5 Glazed Garden Accessible Door
D6 Dark Grey Back Painted Glass Door
D7 Weathering Steel Door
D8 Weathered Steel Structure & Vertical Bifolding Doors
D9 Bifolding Doors
- Note: Please see Gillespies Drawing Ref: KXC-A-001-T-GIL-91-00011 for Garden Planting Design.

Sheet Notes

Note: For further information on Materials refer to Detailed Information Pack 1
For further information on External Lighting refer to Detailed Information Pack 2

0 1 2 3 4

SCALE BAR 1:50

| | | |
|------|-------------|--------------------|
| P01 | 16/03/22 | Issue for Planning |
| DATE | DESCRIPTION | |



Project Name

Documentation

Development Zone A
Kings Cross Central
York Way
London

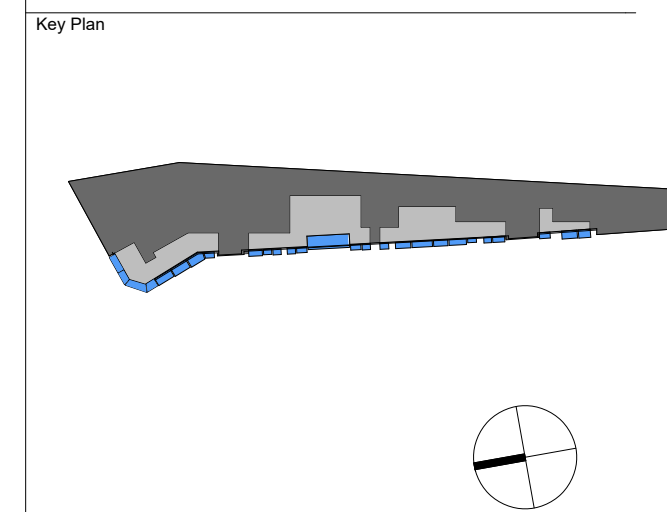
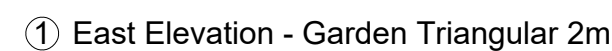
Sheet Name

Main Facade - East Elevation
Garden Triangle

| | | | |
|--------------|-------|------------------------|----------|
| Project No. | | Sheet No. | |
| KXC | | HS-XX-XX-AS-T- 55-0005 | |
| Status | | | |
| For Approval | | | |
| Date Drawn | | Rev Date | Revision |
| 11/03/22 | | 16/03/22 | P01 |
| Size | Scale | Drawn By | Checked |
| A1 | 1:50 | JC | JC |

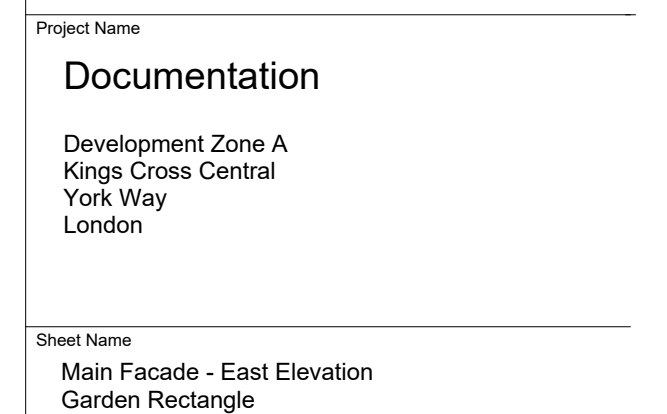
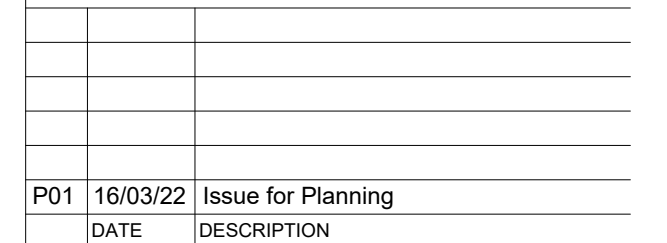
Heatherwick studio

55 Argyle Street, London WC1H 8EE | T: +44 (0) 20 7833 8800
studio@heatherwick.com | heatherwick.com



Sheet Notes

***Note: For further information on Materials refer to Detailed Information Pack 1
For further information on External Lighting refer to Detailed Information Pack 2***



Heatherwick studio
55 Argyle Street, London WC1H 8EE | T: +44 (0) 20 7833 8800
studio@heatherwick.com | heatherwick.com





55 Argyle Street, London WC1H 8EE | T: +44 (0) 20 7833 8800
studio@heatherwick.com | heatherwick.com