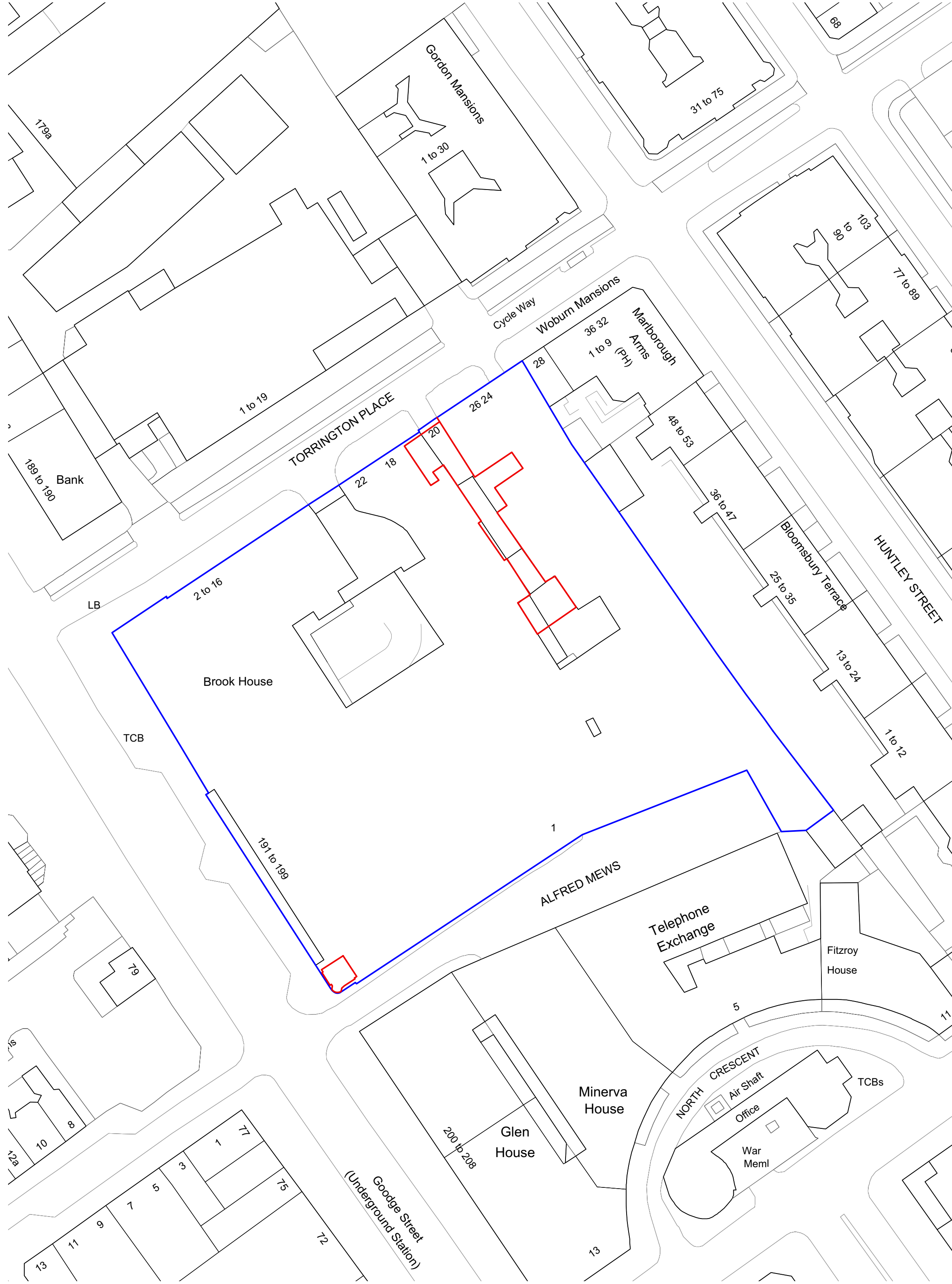


1 Site Location Plan  
Scale: 1:1250



4 Block Plan  
Scale: 1:500

#### GENERAL NOTES.

© Buckley Gray Yeoman Limited

All dimensions to be checked on site prior to commencement of any works, and/or preparation of any shop drawings.

Sizes of and dimensions to any structural elements are indicative only. See structural engineers drawings for actual sizes / dimensions.

Sizes of and dimensions to any service elements are indicative only. See service engineers drawings for actual sizes and dimensions.



This drawing to be read in conjunction with all other Architect's drawings, specifications and other Consultants' information.

All proprietary systems shown on this drawing are to be installed strictly in accordance with the Manufacturers/Suppliers recommended details.

Any discrepancies between information shown on this drawing and any other contract information or manufacturers/suppliers recommendations is to be brought to the attention of the Architect

DO NOT SCALE FROM THIS DRAWING.

#### NOTES.

-  SITE OWNERSHIP BOUNDARY
-  APPLICATION BOUNDARY

P1 25/03/2022  
REV. DATE NOTE

JBK  
DRAWN

# BGY

BUCKLEY GRAY YEOMAN  
+ 44 20 7033 9913  
BGY.CO.UK

CLIENT  
**General Projects**

PROJECT  
**Heals Building**

DRAWING  
**Site Location Plan  
Block Plan**

SCALE  
**Varies**

DATE  
**March 2022**

DWG No. **1215\_PL1A-S-00** REVISION  
**P1**

STATUS  
**LBC** APPROVED

