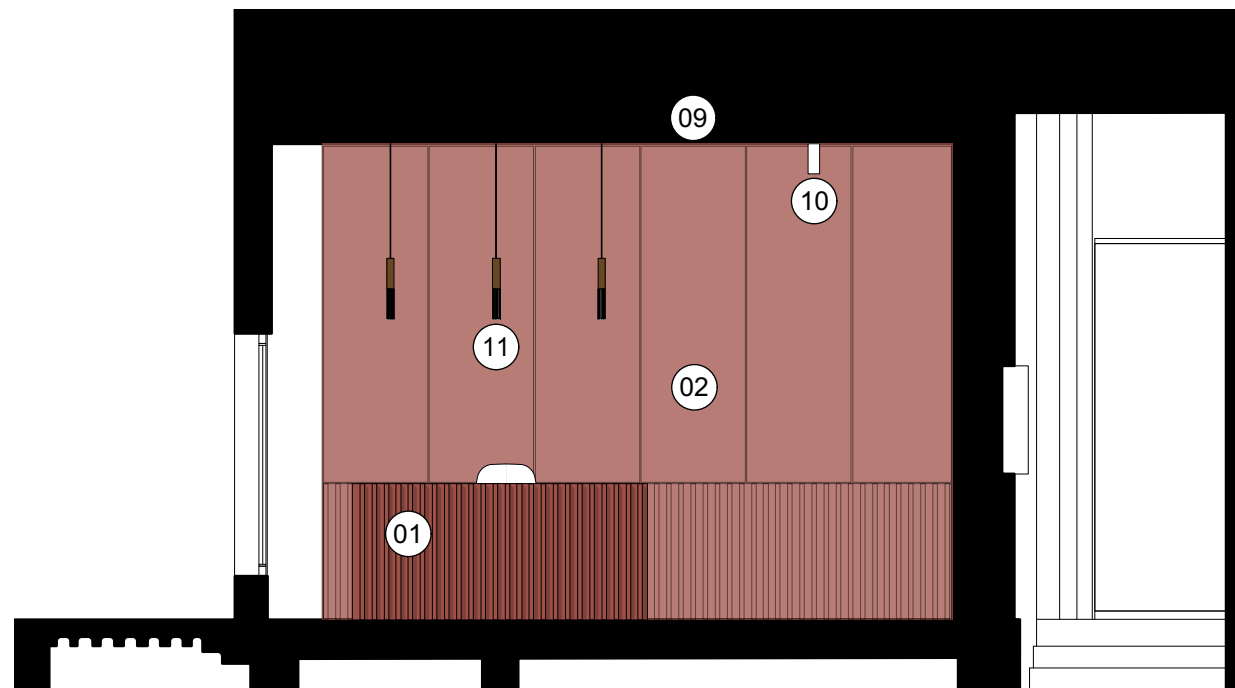
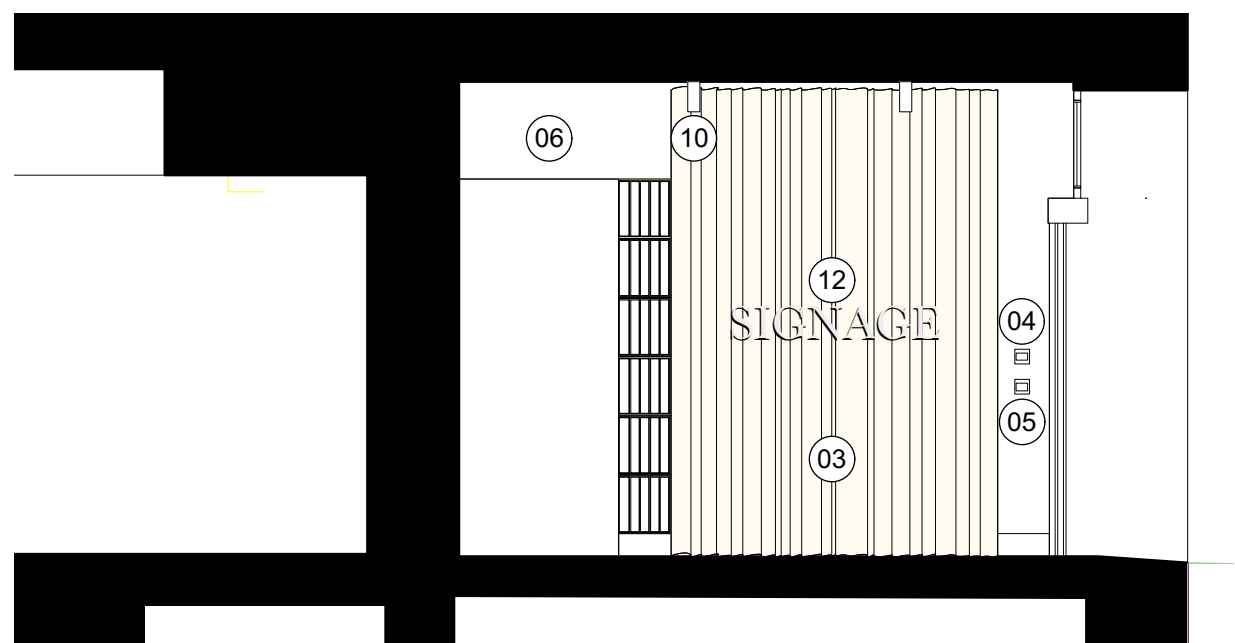


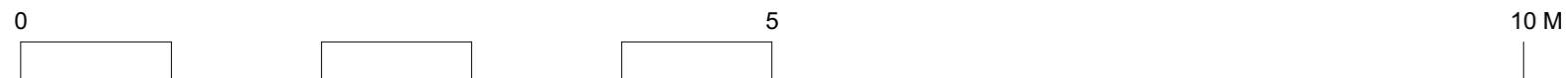
01 Heal's Small Entrance Ground Floor Plan  
Scale: 1:50



A Heal's Small Entrance Internal Elevation A  
Scale: 1:50



B Heal's Small Entrance Internal Elevation B  
Scale: 1:50



#### GENERAL NOTES.

© Buckley Gray Yeoman Limited

All dimensions to be checked on site prior to commencement of any works, and/or preparation of any shop drawings.

Sizes of and dimensions to any structural elements are indicative only. See structural engineers drawings for actual sizes / dimensions.

Sizes of and dimensions to any service elements are indicative only. See service engineers drawings for actual sizes and dimensions.

This drawing to be read in conjunction with all other Architect's drawings, specifications and other Consultants' information.

All proprietary systems shown on this drawing are to be installed strictly in accordance with the Manufacturers/Suppliers recommended details.

Any discrepancies between information shown on this drawing and any other contract information or manufacturers/suppliers recommendations is to be brought to the attention of the Architect

DO NOT SCALE FROM THIS DRAWING.

#### NOTES.

##### KEY:

1. Red lacquered fluted reception desk.
2. Red lacquered wall panelling.
3. Curtain.
4. Existing controls location to be maintained.
5. Existing Controls to be relocated and rationalised.
6. Walls and ceiling to be painted white.
7. Remove existing carpet, site investigation required to establish if original floor finish remains in good condition.
8. Threshold design to ensure threshold between Heal's shop, the lift lobby and reception is well defined. Bronze or brass edge detail between floor finish changes.
9. New plasterboard ceiling, painted white.
10. Bronze or white surface mounted ceiling down light.
11. Bronze or brass pendant lighting above reception desk.
12. Neon signage.

P1	30/03/22 Phase 1A LBC Issue	MO
REV. DATE	NOTE	DRAWN

**BGY**

BUCKLEY GRAY YEOMAN  
+ 44 20 7033 9913  
BGY.CO.UK

CLIENT	<b>General Projects</b>	
PROJECT	<b>Heals Building</b>	
DRAWING	<b>Alfred Mews Corner Reception Proposed Plans / Elevations</b>	
SCALE	<b>1:50 @ A1</b>	<b>1:100 @ A3</b>
DATE	<b>March 2022</b>	
DWG No.	<b>1215_PL1A_ME-10P1</b>	REVISION
STATUS	<b>LBC</b>	
APPROVED		