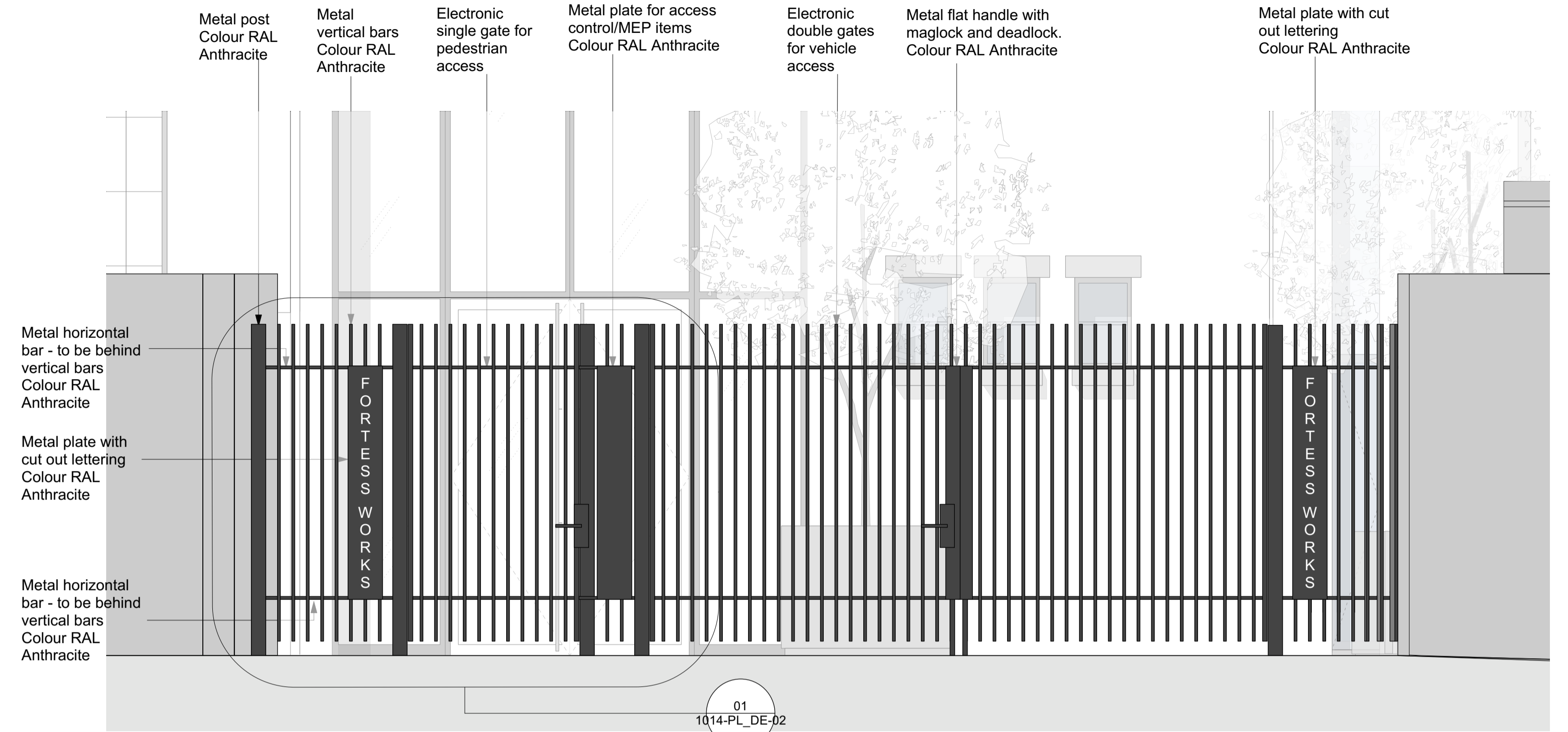


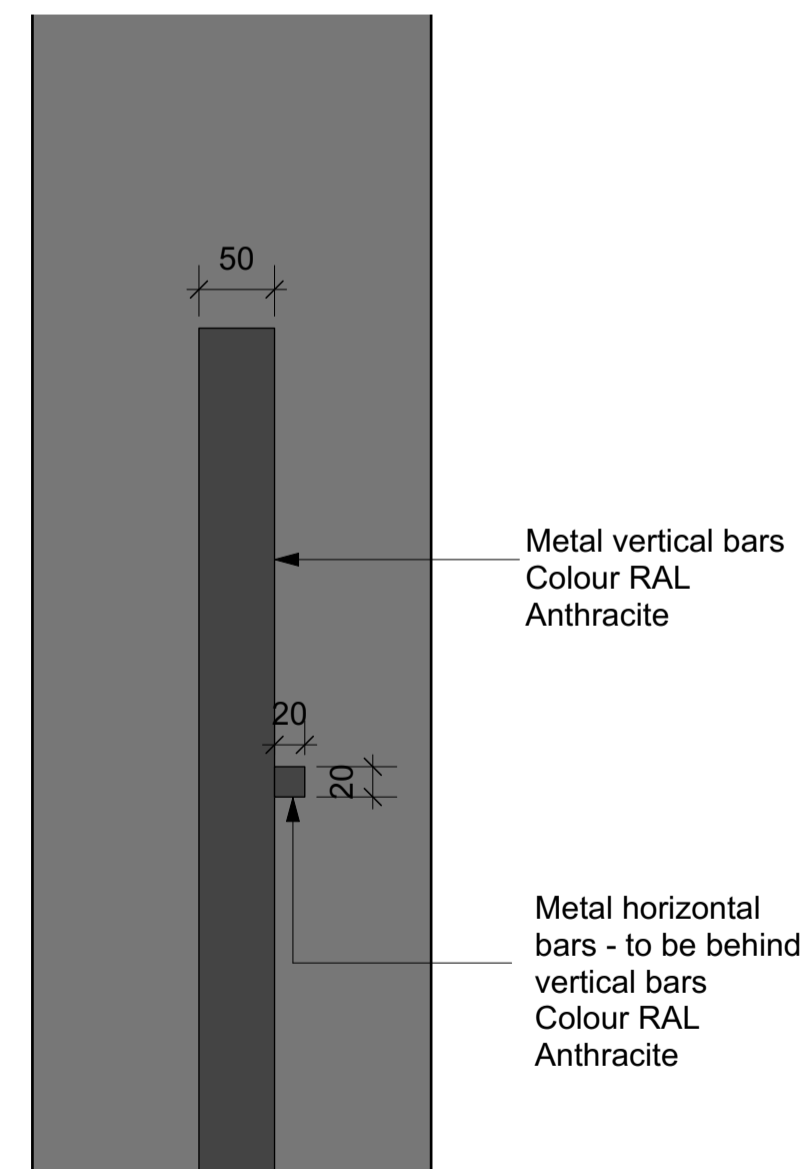
1 Elevation Detail - Gates to Courtyard
Scale: 1:10



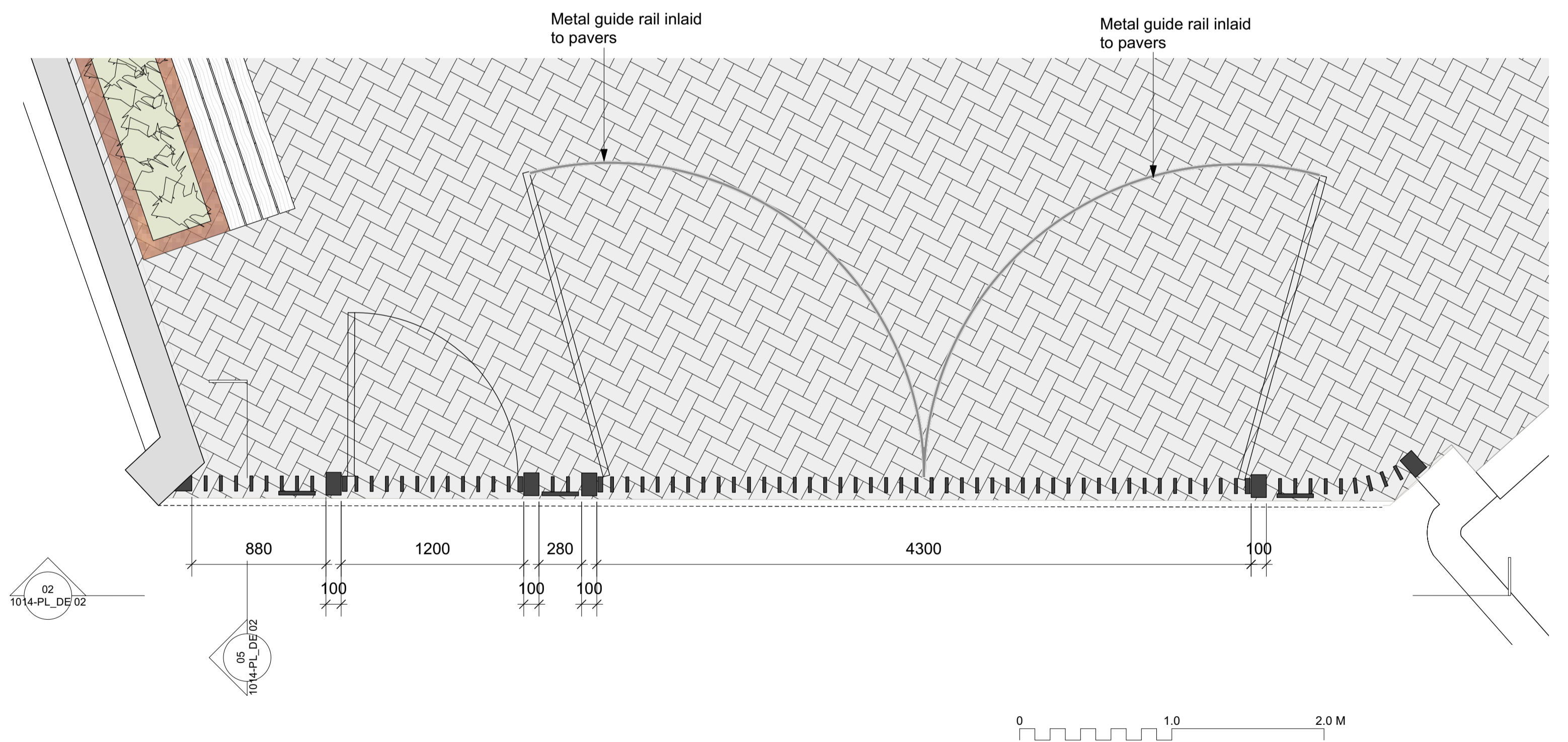
2 Elevation - Gates to Courtyard
Scale: 1:25



4 Key Plan



5 Section Detail - Gates to Courtyard
Scale: 1:5



3 Plan - Gates to Courtyard
Scale: 1:25

DRAWING NOTES:
 All dimensions to be checked on site prior to commencement of any works, and/or preparation of any shop drawings.
 Sizes of and dimensions to any structural elements are indicative only. See structural engineers drawings for actual sizes/dimensions.
 Sizes of and dimensions to any service elements are indicative only. See service engineers drawings for actual sizes and dimensions.
 This drawing to be read in conjunction with all other Architect's drawings, specifications and other Consultants' information.
 All proprietary systems shown on this drawing are to be installed strictly in accordance with the Manufacturers/Suppliers recommended details.
 Any discrepancies between information shown on this drawing and any other contract information or manufacturers/suppliers recommendations is to be brought to the attention of the Architect.
 DO NOT SCALE FROM THIS DRAWING.

DRAWING NOTES:

| | | | | | |
|--|--|---|--------------------------------------|---|-----------------------------------|
| R3 SCALE BAR ADDED R2 COURTYARD DESIGN AMENDED R1 FOR INFORMATION STATUS REVISION | 24.03.2022 04.11.2021 19.07.2021 DATE | DRAWING Ground Floor Courtyard Gate Details - Proposed | | Buckley Gray Yeoman Studio 4.04 The Tea Building 56 Shoreditch High Street London E1 6JJ T: 020 7033 9913 F: 020 7033 9914 | |
| | | SCALE 1:10@ A1 (1:20 @ A3) | DRAWING FILE REF 1014-GA-Floor Plans | | |
| | | DATE Nov 2021 | DRAWN BY LH | | |
| | | DWG No. 1014-PL_DE-01 | REVISION R3 | | CLIENT Fortess 2016 Ltd |
| | | DRAWING STATUS FOR INFORMATION | | | PROJECT Workshop A, Fortess Grove |