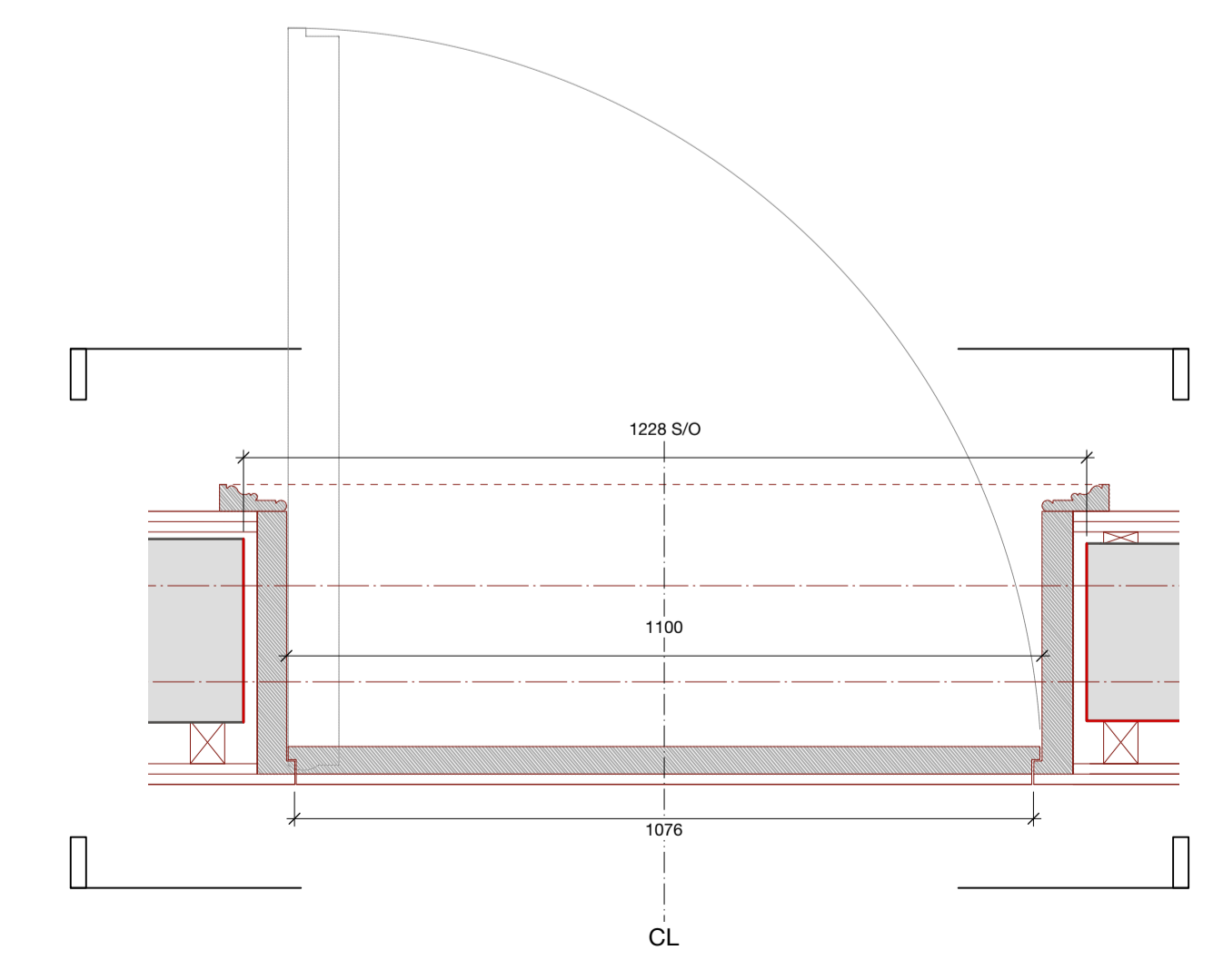
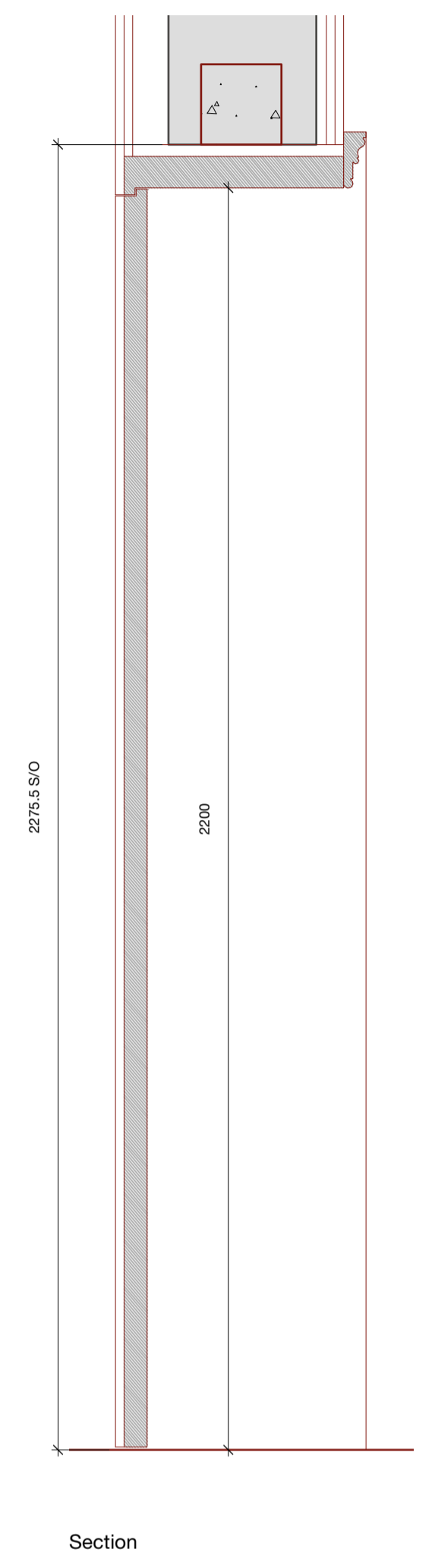
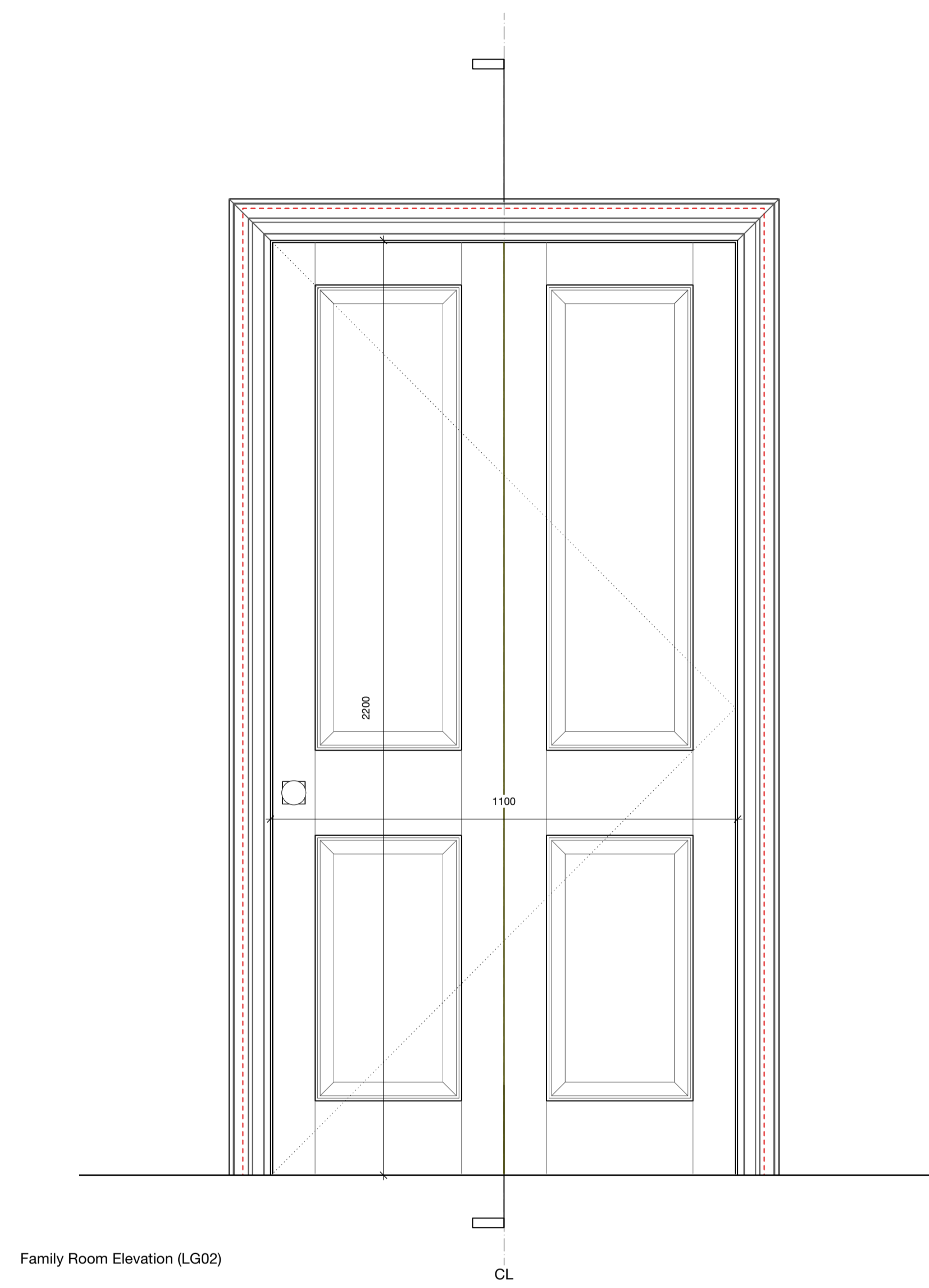
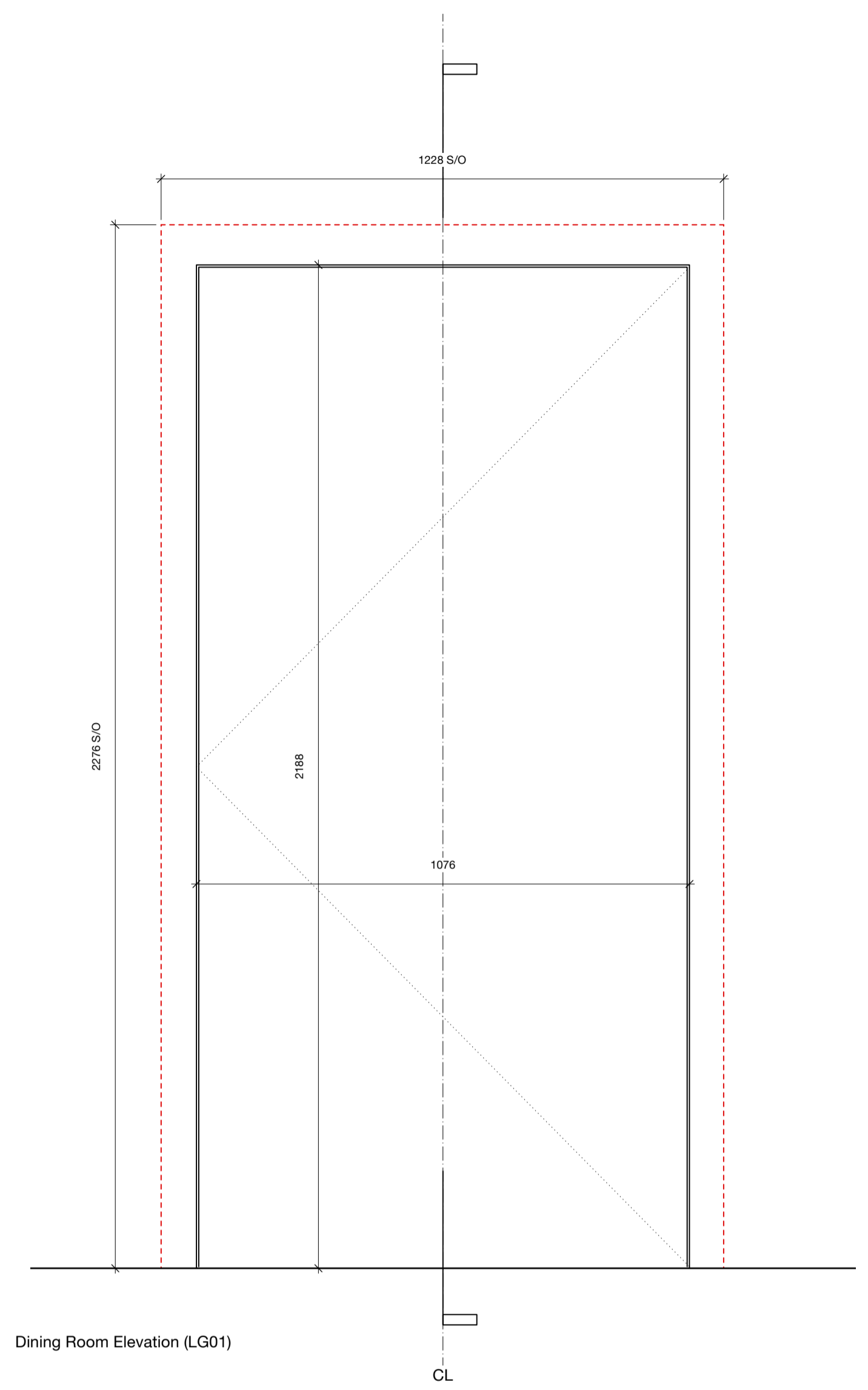
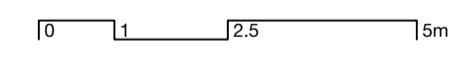


GENERAL NOTES:
 Do not scale from drawings.
 All dimensions must be checked on site and discrepancies verified with the CA/Architect.
 Unless shown otherwise all dimensions are to be structural surfaces and are in mm.
 To be read in conjunction with all relevant Architects', Interior Designers, Services and Structural Engineers' drawings and specifications.
 For all structural details and information refer to Structural Engineers drawings.
 For all mechanical and electrical information refer to M&E consultants drawings and information unless shown otherwise.
 Any discrepancies between drawings to be reported immediately to the CA/Architect.



ID31	
Reference	ID31
Location	LG01 Dining Room / LG02 Family Room
Dimension	S/O: 1225(w)x 2275.5(h) Visible door leaf: 1100(w)x 2200(h)
System	Internal hinged wood doors
Type	Unique - Bespoke Georgian four panel door
Detail ref	DE_0030 & DE_1502
Specification ref	L20-30 Internal Hinged Wood Door Type A
Ironmongery	Refer to Interior Designer information: 1075 Door Ironmongery Schedule
Timber	Tulipwood
Finishes	Primed, ready to be painted
Panel detail	Raised and Fielded
Architraves	Refer to Interior Designer information: 1075 Skirtings & Architraves Schedule
Fire rating	NA

CONTRACTOR DESIGN PORTION
 This is a design intent drawing and forms a Contractor Designed Portion. Please refer to relevant sections of the specification for further details
 This is a design intent drawing. All details to be approved by Contract Administrator



31/44
Architects

6 Osborn Street
 London
 E1 6TD
 United Kingdom
 +44 (0)20 3735 7820
 London
 3144architects.com

Client
5 The Grove
 Project
The Grove
 Date
 16/12/2021
 Drawing name
 ID31 Plan, Section, Elevation
 Drawing number
44/2022/DE_1502

Status
TENDER
 Drawn / Checked
 BVR / JH
 Scale / Format
 1:10 / A1
 1:20 / A3

Rev.	Date	Description	Drawn / Checked

© 31/44 Architects
 Do not scale from this drawing.
 All dimensions to be verified on site.
 This drawing is to be read in conjunction with all consultants information.
 Any discrepancies to be reported immediately to the Architect.
 Drawing may be scaled for planning purposes.