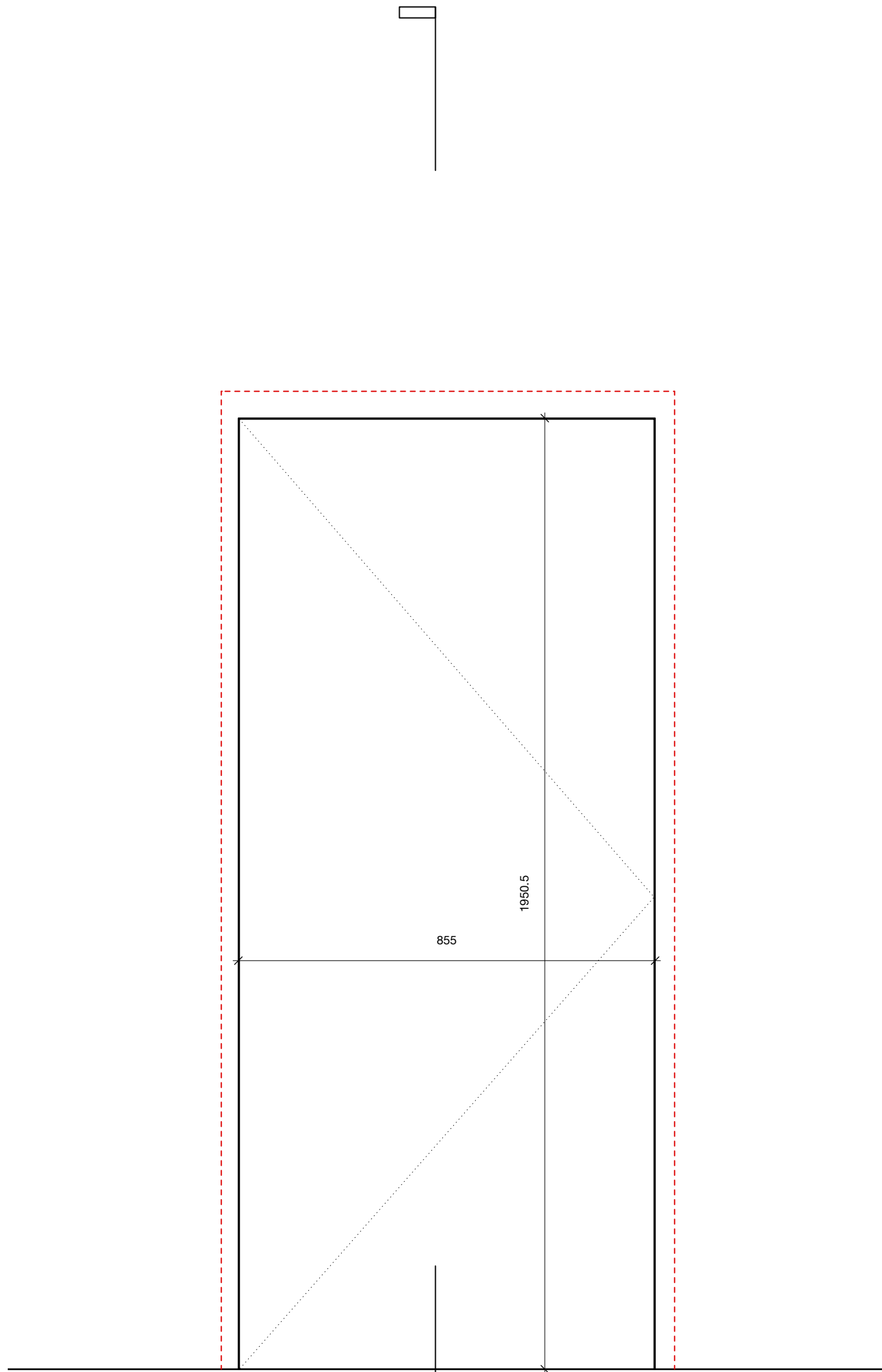
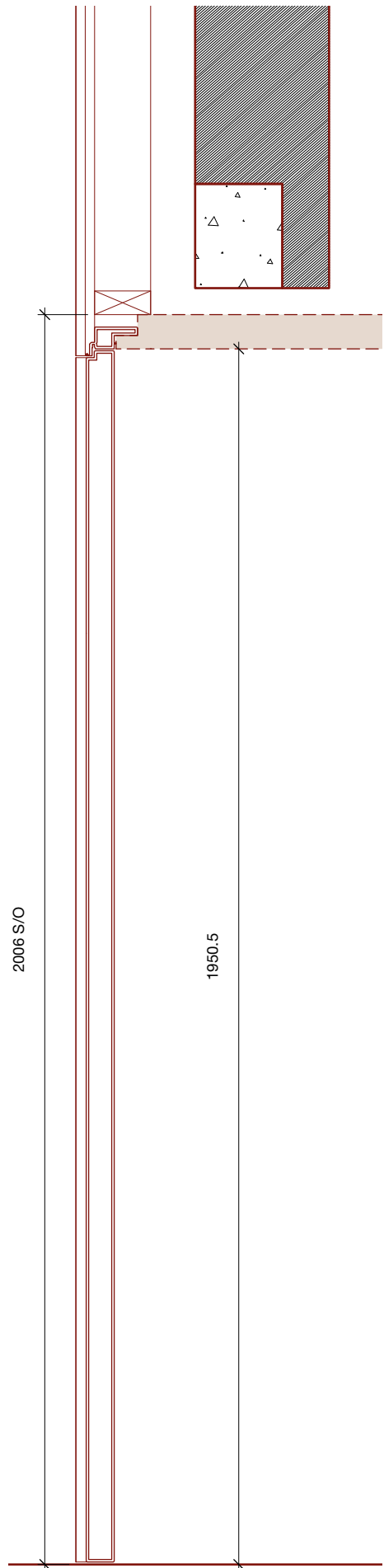


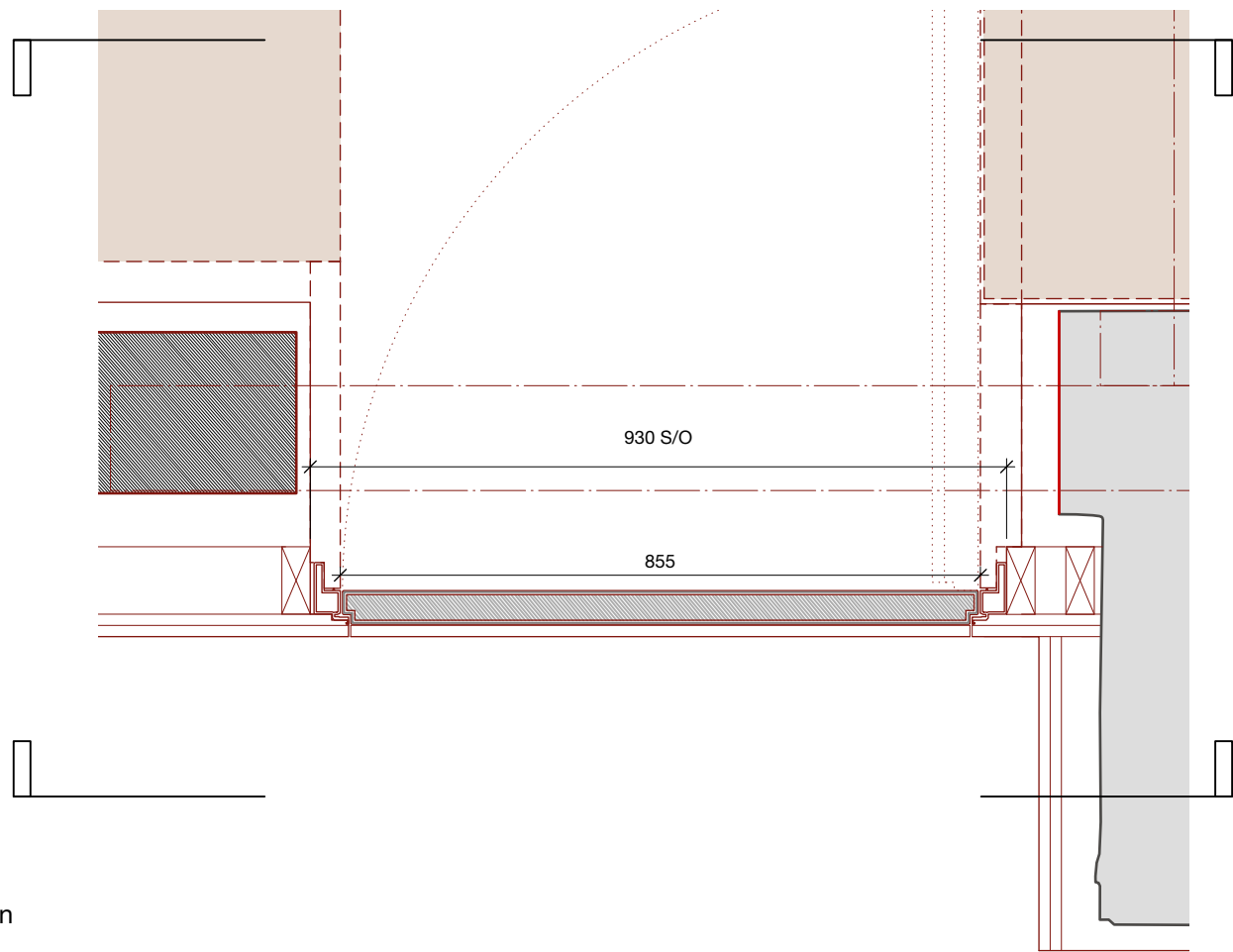
Stair Hall Elevation (F07)



Principle Dressing Room Elevation (F04)



Section



Plan

ID16	
Reference	ID16
Location	F07 Stair Hall / F04 Principle Dressing Room
Dimension	S/O: 1020(w)x 2048(h) Visible door leaf: 855(w)x 1938.5(h)
System	Internal jib doors
Type	Unique
Detail ref	DE_0031
Specification ref	L20-66 Internal Jib Doors
Ironmongery	Refer to Interior Designer infromation: 1075 Door Ironmongery Schedule
Timber	N/A
Finishes	To recieve plaster or panelised finishes to match surrounding walls
Panel detail	N/A
Architraves	Refer to Interior Designer infromation: 1075 Skirtings & Architraves Schedule
Fire rating	30 minutes

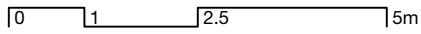
GENERAL NOTES:

Do not scale from drawings.
All dimenptions must be checked on site and discrepancies verified with the CA/Architect.
Unless shown otherwise all dimensions are to be to structural surfaces and are in mm.
To be read in conjunction with all relevant Architects', Interior Designers, Services and Structural Engineers' drawings and specifications.
For all structural details and information refer to Structural Engineers drawings.
For all mechanical and electrical information refer to M&E consultants drawings and information unless shown otherwise.
Any discrepancies between drawings to be reported immediately to the CA/Architect.

CONTRACTOR DESIGN PORTION

This is a design intent drawing and forms a Contractor Designed Portion. Please refer to relevant sections of the specification for further details

This is a design intent drawing. All details to be approved by Contract Administrator



31/44
Architects

6 Osborn Street
London
E1 6TD
United Kingdom
+44 (0)20 3735 7820
London@
3144architects.com

Client	5 The Grove	Status	TENDER
Project	The Grove	Drawn	BVR
Date	16/12/2021	Checked	JH
Drawing name	ID16 Plan, Section, Elevation	Scale / Format	1:10 / A1 1:20 / A3

Drawing number
44/2022/DE_3511

Rev.	Date	Description	Drawn / Checked
------	------	-------------	-----------------

© 31/44 Architects
Do not scale from this drawing.
All dimensions to be verified on site.
This drawing is to be read in conjunction with all consultants information.
Any discrepancies to be reported immediately to the Architect.
Drawing may be scaled for planning purposes.