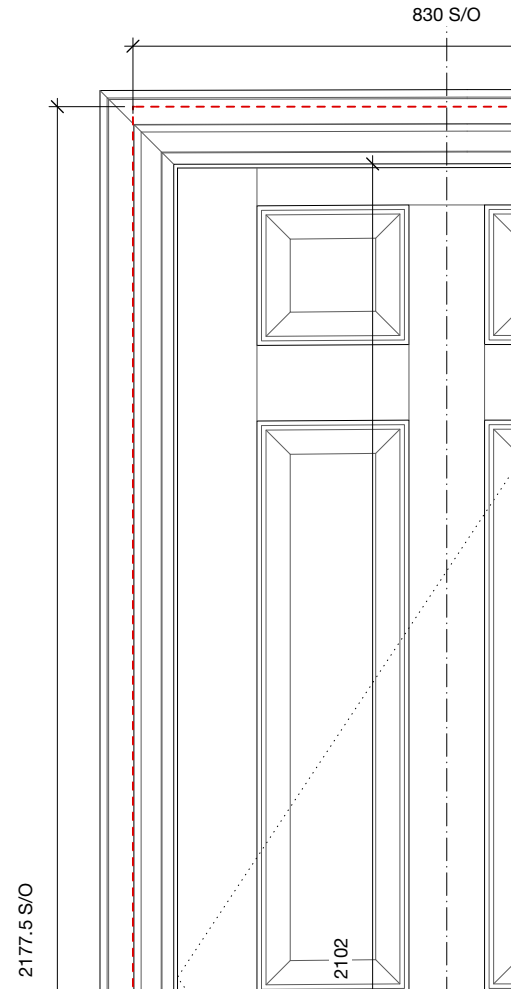
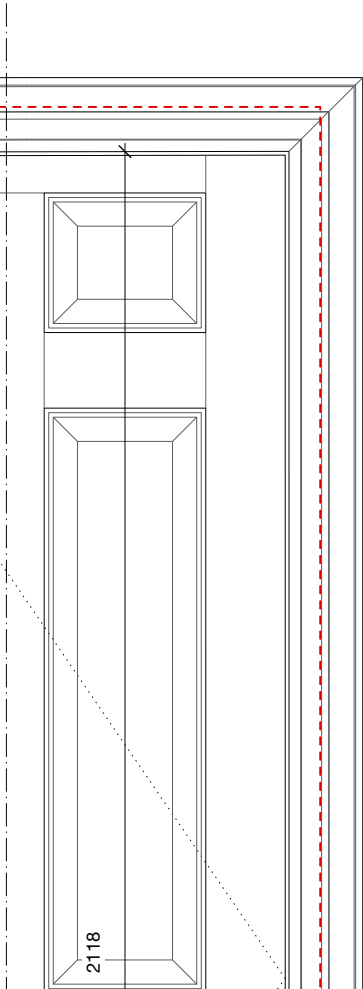


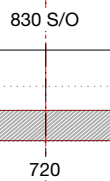
Do not scale from drawings.
All dimensions must be checked on site and discrepancies verified with the CA/Architect.
Unless shown otherwise all dimensions are to be structural surfaces and are in mm.
To be read in conjunction with all relevant Architects', Interior Designers, Services and Structural Engineers' drawings and specifications.
For all structural drawings and information refer to Structural Engineers drawings.
For all mechanical and electrical information refer to M&E consultants drawings and information unless shown otherwise.
Any discrepancies between drawings to be reported immediately to the CA/Architect.



CL



CL

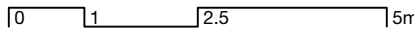


Plan

Reference	ID05
Location	Coats UG06 / Guest WC UG07
Dimension	S/O: 830(w)x 2100(h) Visible door leaf: 750(w)x 2050(h)
System	Internal hinged wood doors
Type	Unique - Bespoke Georgian six panel door
Detail ref	DE_0030 & DE_2506
Specification ref	L20-30 Internal Hinged Wood Door Type A
Ironmongery	Refer to Interior Designer information: 1075 Door Ironmongery Schedule
Timber	Tulipwood
Finishes	Primed, ready to be painted
Panel detail	Raised and Fielded
Architraves	Refer to Interior Designer information: 1075 Skirtings & Architraves Schedule
Fire rating	NA

This is a design intent drawing and forms a Contractor Designed Portion. Please refer to relevant sections of the specification for further details

This is a design intent drawing. All details to be approved by Contract Administrator



6 Osborn Street
London
E1 6TD
United Kingdom
+44 (0)20 3735 7820
London@
3144architects.com

Project
The GroveProject
The Grove

Date
16/12/202

Drawing name
ID05 Plan

Status
TENDER

Drawn Checked
BVR JH

Scale / Format
1:10 / A1
1:20 / A3

Rev. Date	Description	Drawn / Checked
-----------	-------------	-----------------

Rev. Date

© 31/44 Architects

Do not scale from this drawing.
All dimensions to be verified on site.
This drawing is to be read in conjunction with all consultants information
Any discrepancies to be reported immediately to the Architect.

Drawing may be scaled for planning purposes