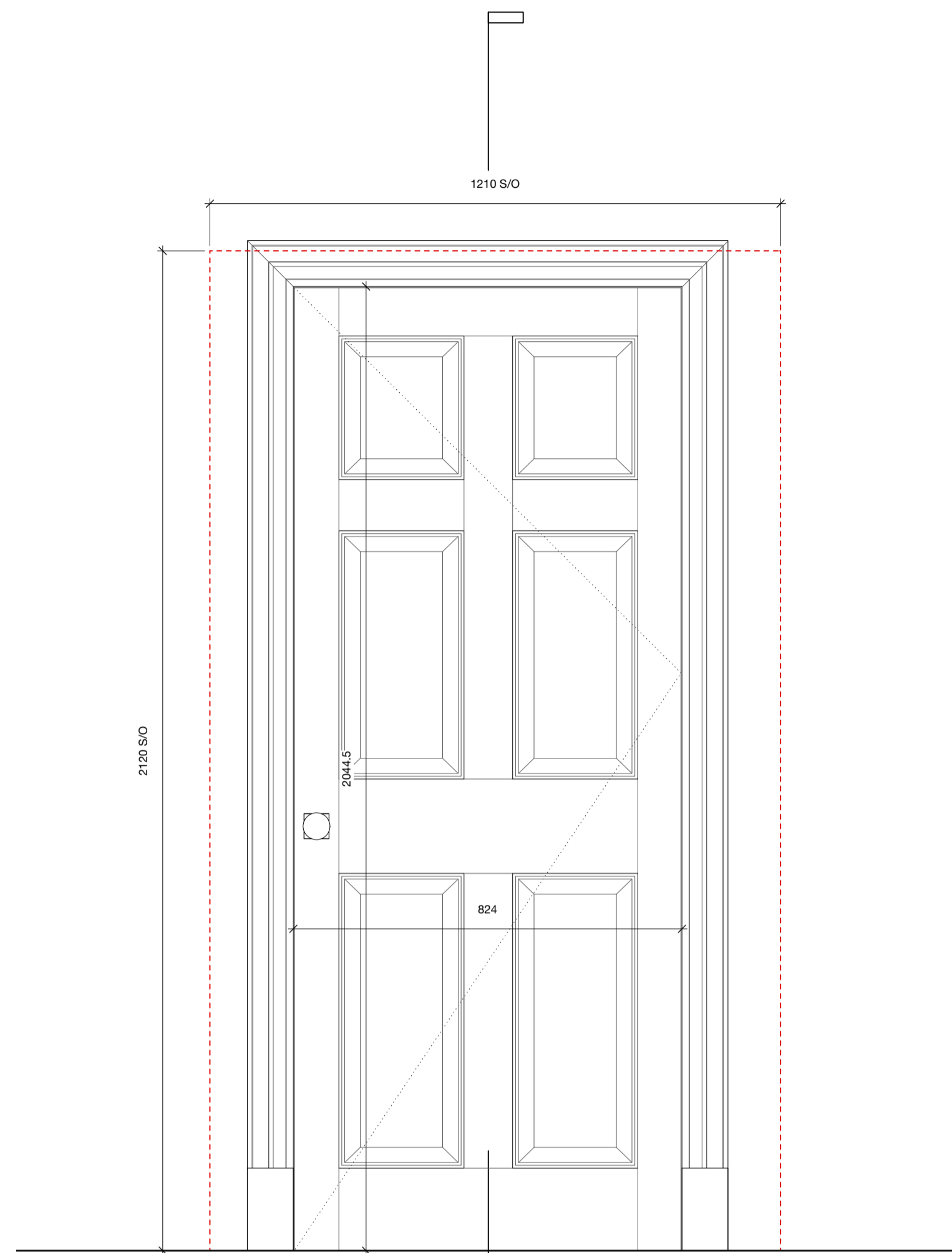
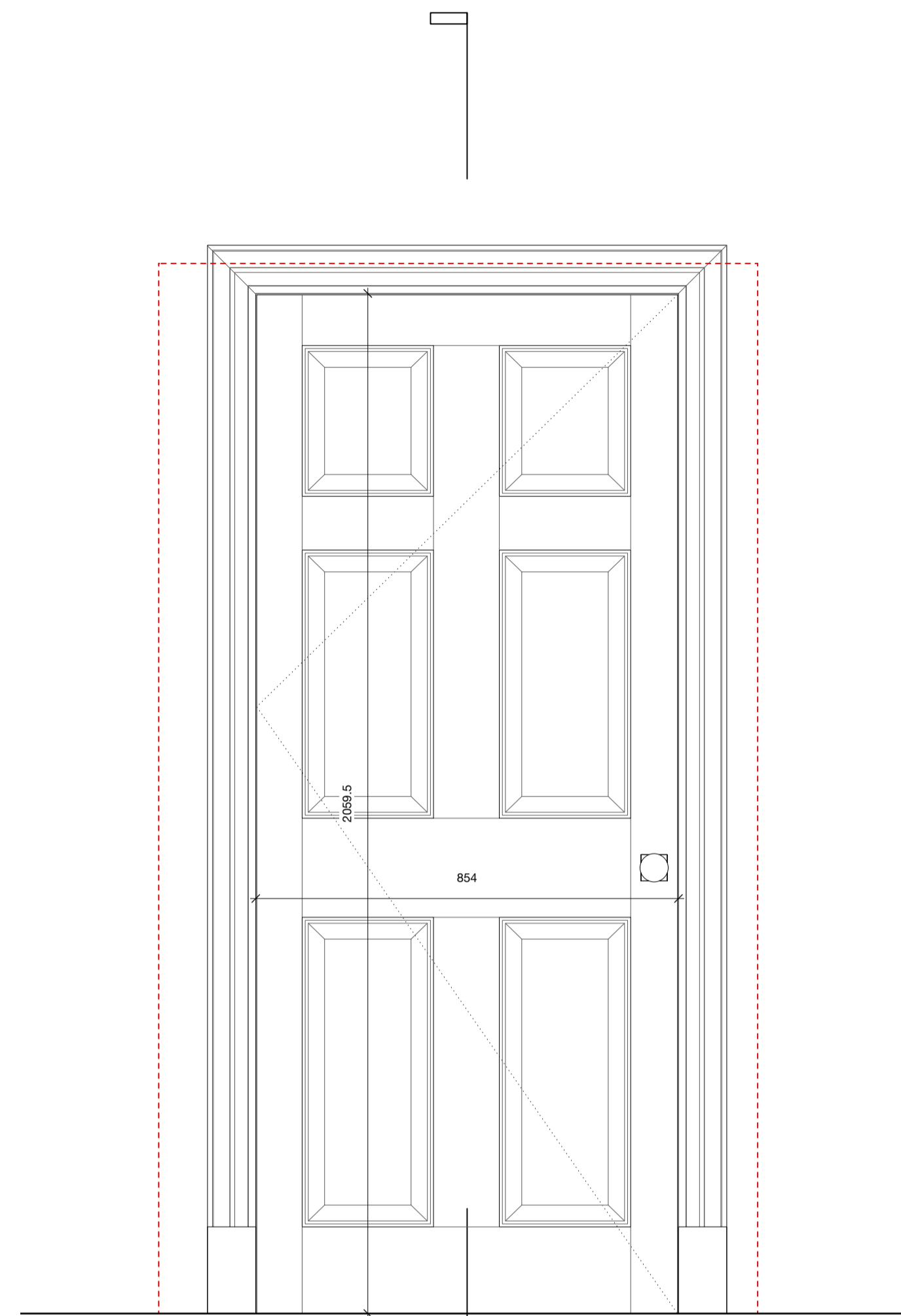


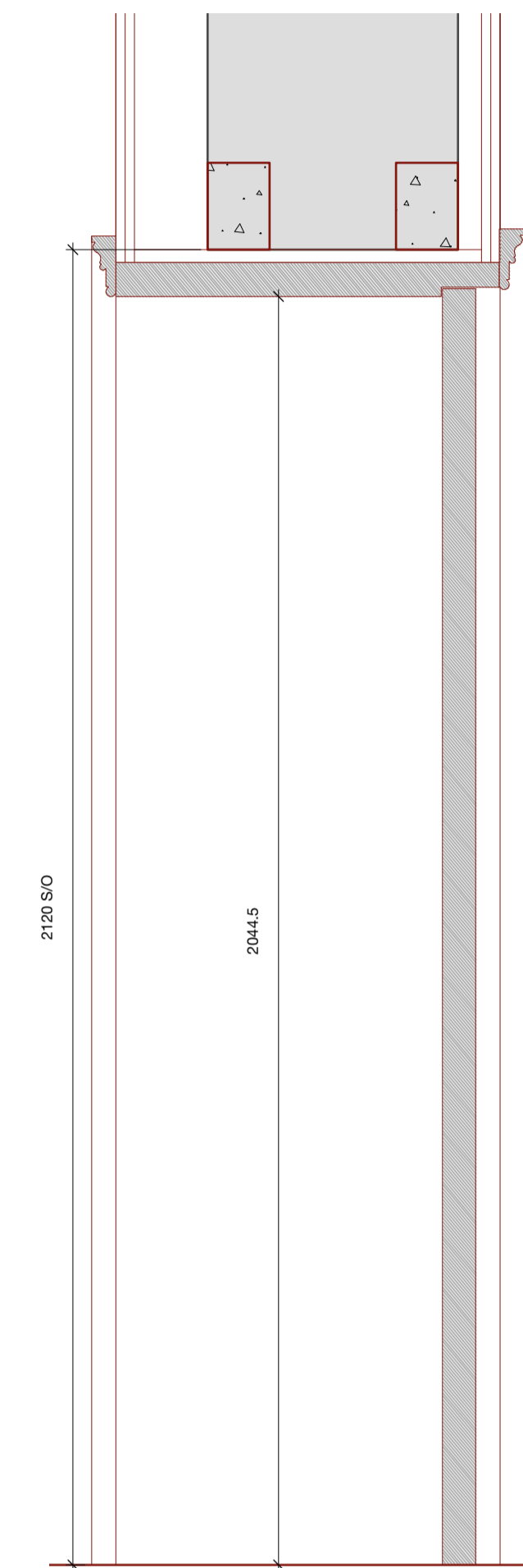
GENERAL NOTES:  
 Do not scale from drawings.  
 All dimensions must be checked on site and discrepancies verified with the CA/Architect.  
 Unless shown otherwise all dimensions are to be to structural surfaces and are in mm.  
 To be read in conjunction with all relevant Architects', Interior Designers, Services and Structural Engineers' drawings and specifications.  
 For all structural details and information refer to Structural Engineers drawings.  
 For all mechanical and electrical information refer to M&E consultants drawings and information unless shown otherwise.  
 Any discrepancies between drawings to be reported immediately to the CA/Architect.



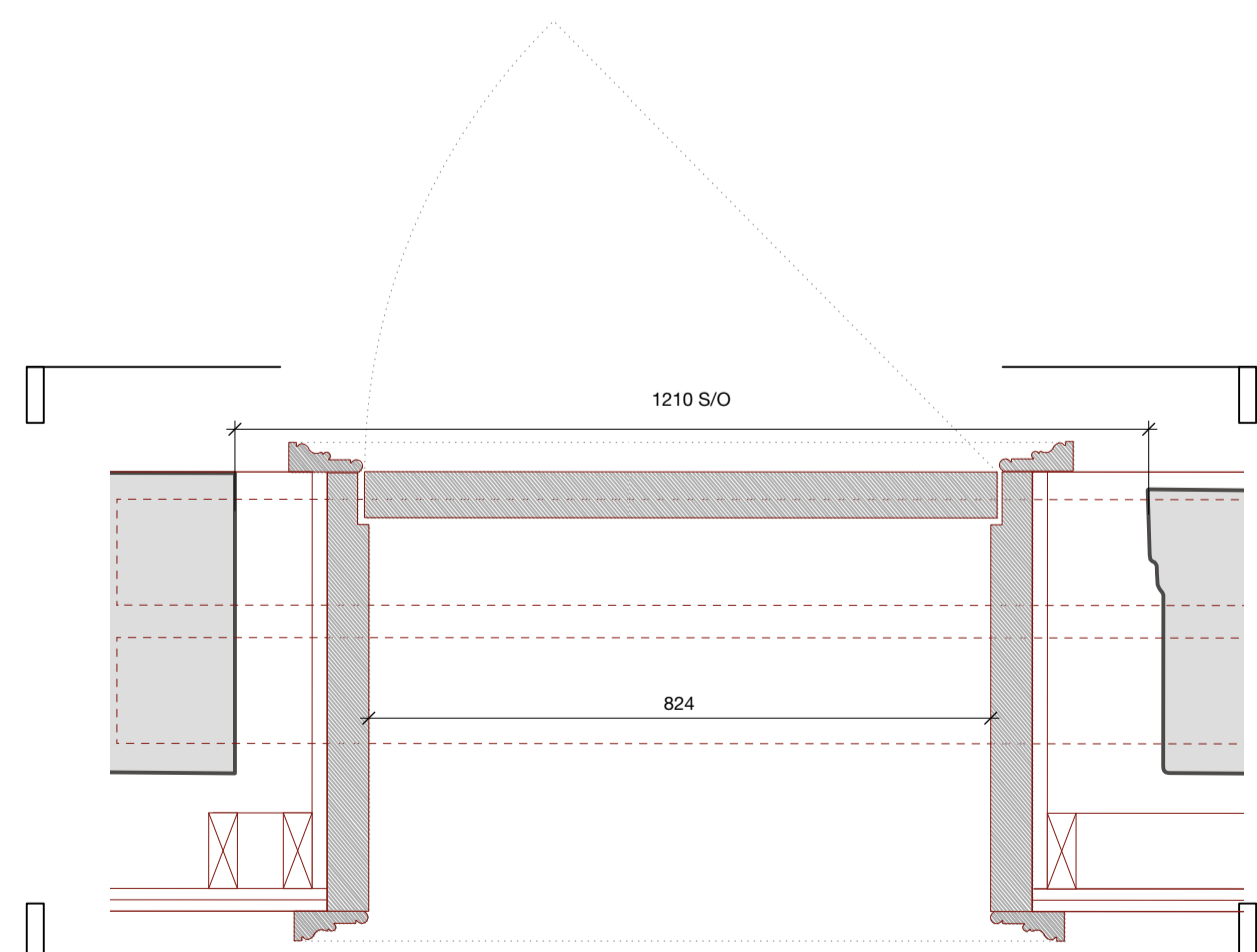
Stair Hall Elevation (UG02)



Kitchen Elevation (UG03)



Section



Plan

ID03	
Reference	ID03
Location	UG02 Stair Hall / UG03 Family Dining
Dimension	S/O: 1210(w)x 2120(h) Visible door leaf: 840(w)x 2057(h)
System	Internal hinged wood doors
Type	Unique - Bespoke Georgian six panel door
Detail ref	DE_0030 & DE_2054
Specification ref	L20-30 Internal Hinged Wood Door Type A
Ironmongery	Refer to Interior Designer information: 1075 Door Ironmongery Schedule
Timber	Tulipwood
Finishes	Primed, ready to be painted
Panel detail	Raised and Fielded
Architraves	Refer to Interior Designer information: 1075 Skirtings & Architraves Schedule
Fire rating	30 minutes

CONTRACTOR DESIGN PORTION  
 This is a design intent drawing and forms a Contractor Designed Portion. Please refer to relevant sections of the specification for further details  
 This is a design intent drawing. All details to be approved by Contract Administrator

0 1 2.5 5m

31/44 Architects

6 Osborn Street  
 London  
 E1 6TD  
 United Kingdom  
 +44 (0)20 3735 7820  
 London@3144architects.com  
 3144architects.com

Client  
 5 The Grove

Project  
 The Grove

Date  
 16/12/2021

Drawing name  
 ID03 Plan, Section, Elevation

Drawing number  
 44/2022/DE\_2504

Status  
 TENDER

Drawn / Checked  
 BVR JH

Scale / Format  
 1:10 / A1  
 1:20 / A3

Rev.	Date	Description	Drawn / Checked

© 31/44 Architects  
 Do not scale from this drawing.  
 All dimensions to be verified on site.  
 This drawing is to be read in conjunction with all consultants information.  
 Any discrepancies to be reported immediately to the Architect.  
 Drawing may be scaled for planning purposes.