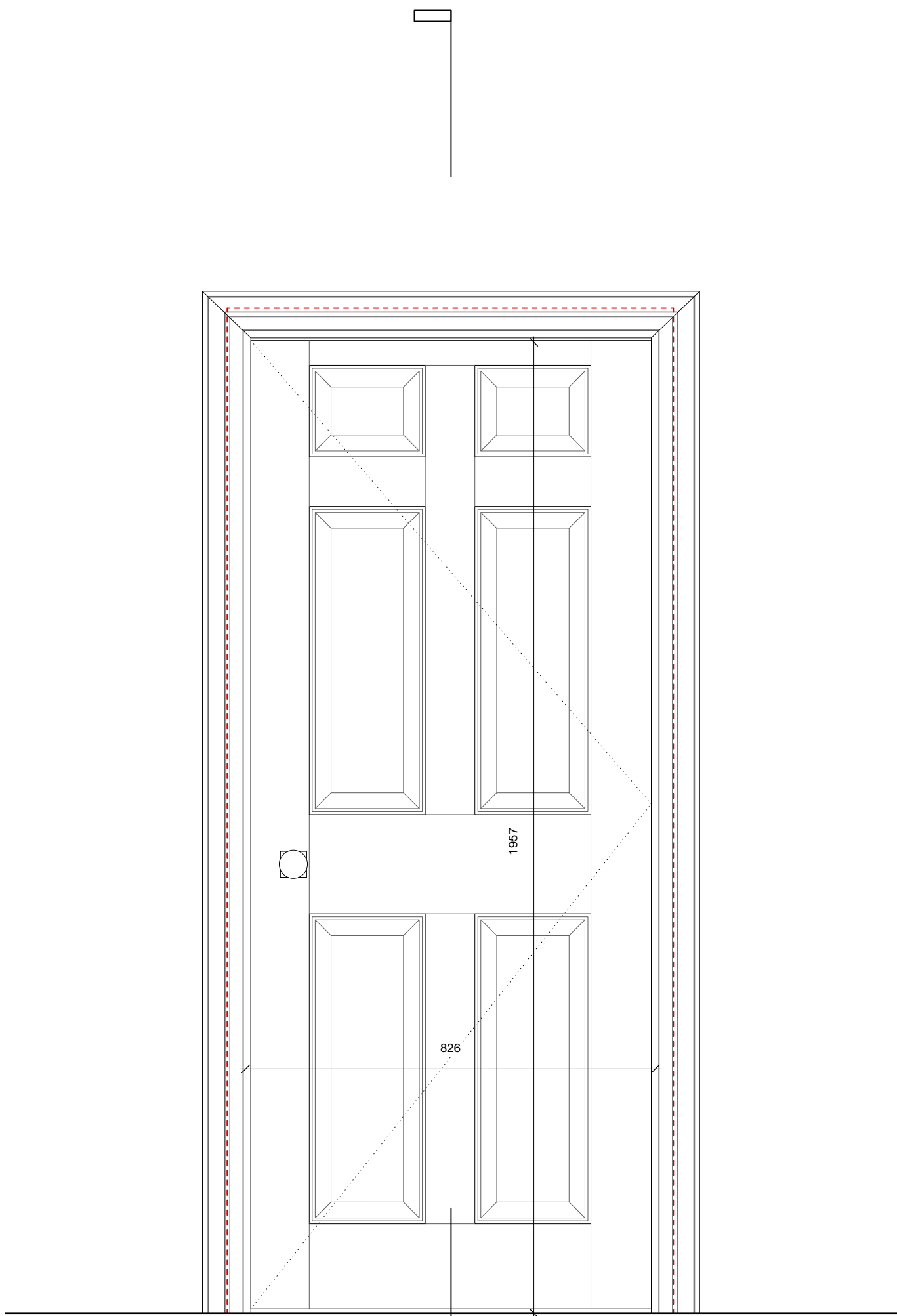
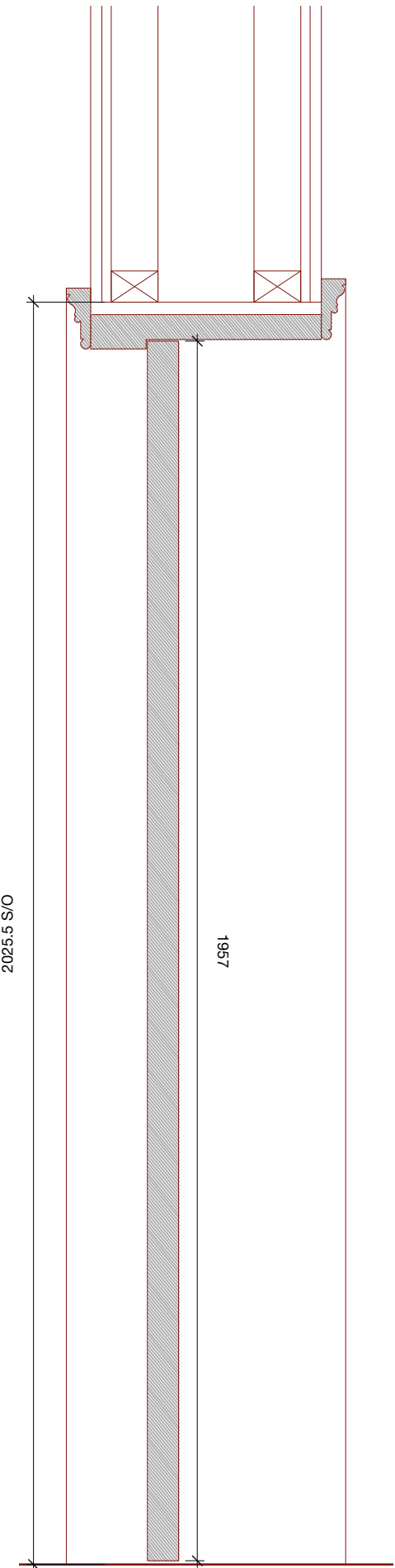


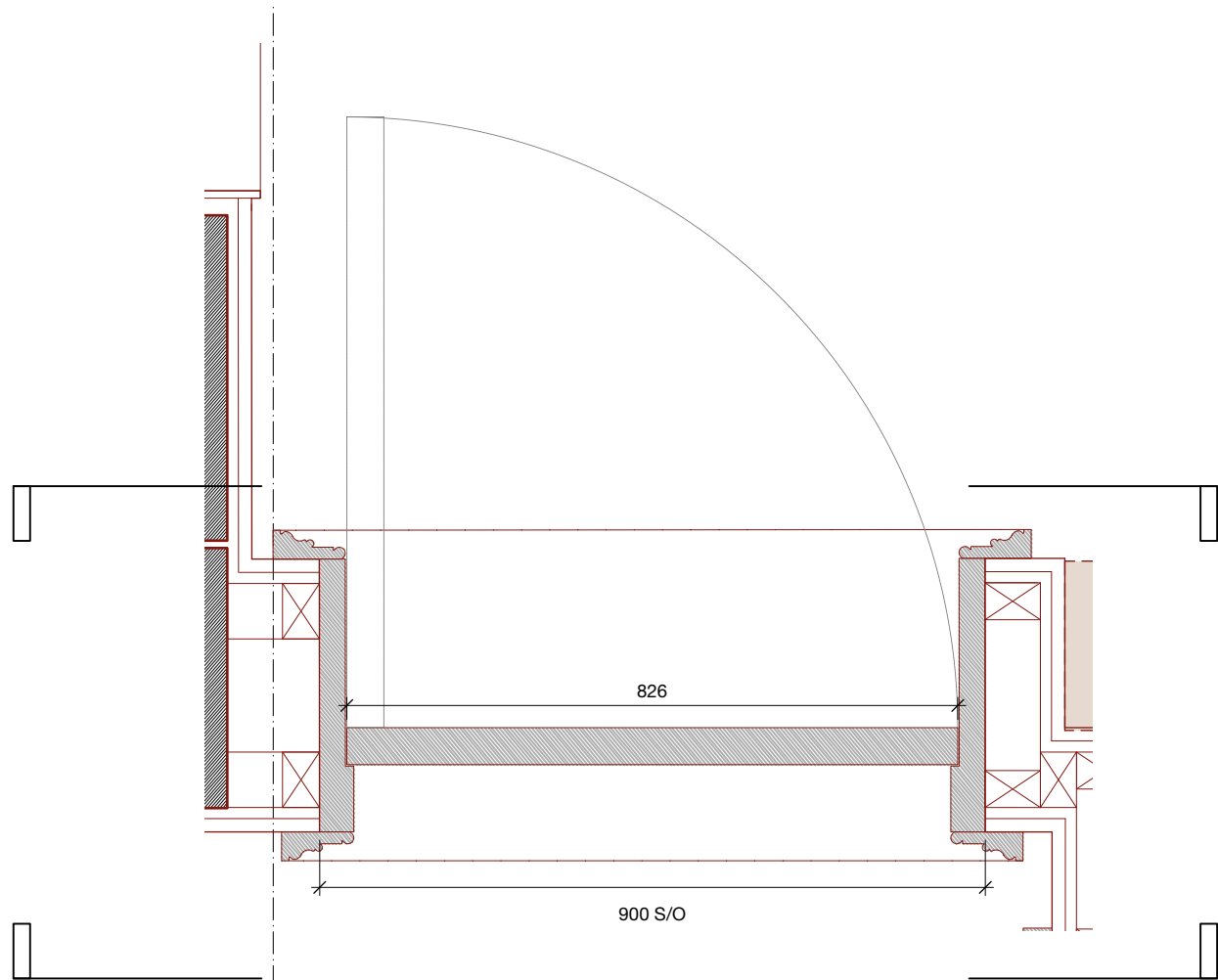
Lobby 2 Elevation



Store Elevation (LG10)



Section



Plan

| ID45 | |
|-------------------|---|
| Reference | ID45 |
| Location | LG10 Store / Lobby 2 |
| Dimension | S/O: 900(w)x 2100(h) Visible door leaf: 826(w)x 1957(h) |
| System | Internal hinged wood doors |
| Type | 4 - Bespoke Georgian six panel door |
| Detail ref | DE_0030 |
| Specification ref | L20-30 Internal Hinged Wood Door Type A |
| Ironmongery | Refer to Interior Designer infromation: 1075 Door Ironmongery Schedule |
| Timber | Tulipwood |
| Finishes | Primed, ready to be painted |
| Panel detail | Raised and Fielded |
| Architraves | Refer to Interior Designer infromation: 1075 Skirtings & Architraves Schedule |
| Fire rating | NA |

Timber panelled door
2
2025.5 x 900
New timber stud wall
Door knobs (2): Izé - GRK01 - Threaded Door Knob
P21 Door Ironmongery
Sanded primed Tulipwood
NA
DE_2500 & DE_0030
L20 Doors - 01 Contractor Design Portion

GENERAL NOTES:

Do not scale from drawings.
All dimensions must be checked on site and discrepancies verified with the CA/Architect.
Unless shown otherwise all dimensions are to be to structural surfaces and are in mm.
To be read in conjunction with all relevant Architects', Interior Designers, Services and Structural Engineers' drawings and specifications.
For all structural details and information refer to Structural Engineers drawings.
For all mechanical and electrical information refer to M&E consultants drawings and information unless shown otherwise.
Any discrepancies between drawings to be reported immediately to the CA/Architect.

CONTRACTOR DESIGN PORTION

This is a design intent drawing and forms a Contractor Designed Portion. Please refer to relevant sections of the specification for further details

This is a design intent drawing. All details to be approved by Contract Administrator

0 1 2.5 5m

31/44
Architects

6 Osborn Street
London
E1 6TD
United Kingdom
+44 (0)20 3735 7820
London@
3144architects.com

Client
5 The Grove

Project
The Grove

Date
16/12/2021

Drawing name
ID45 Plan, Section, Elevation

Drawing number

44/2022/DE_1517

Status
TENDER

Drawn Checked
BVR JH

Scale / Format
1:10 / A1
1:20 / A3

| Rev. | Date | Description | Drawn / Checked |
|------|------|-------------|-----------------|
|------|------|-------------|-----------------|

Do not scale from this drawing.
All dimensions to be verified on site.
This drawing is to be read in conjunction with all consultants information.
Any discrepancies to be reported immediately to the Architect.
Drawing may be scaled for planning purposes.