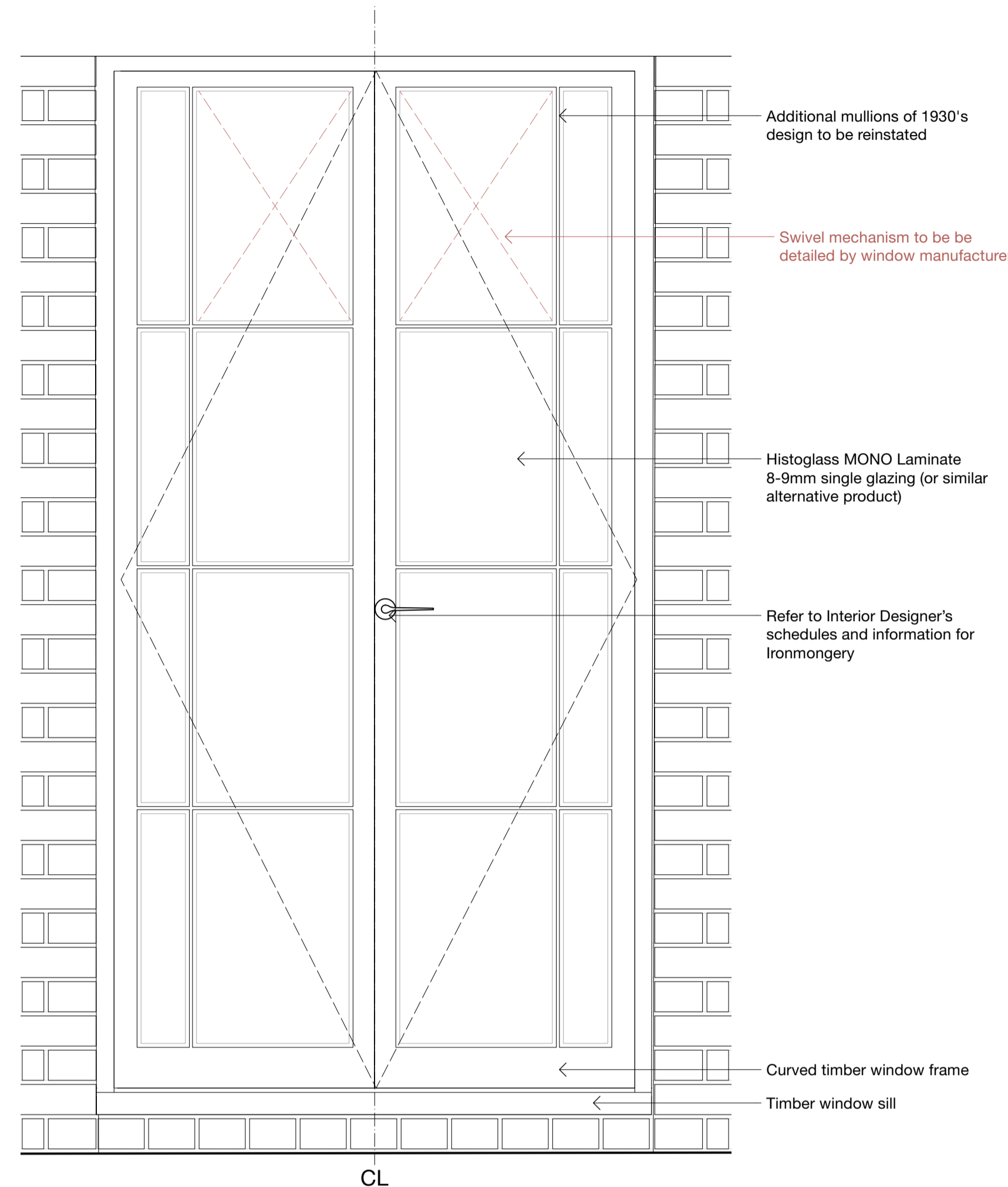
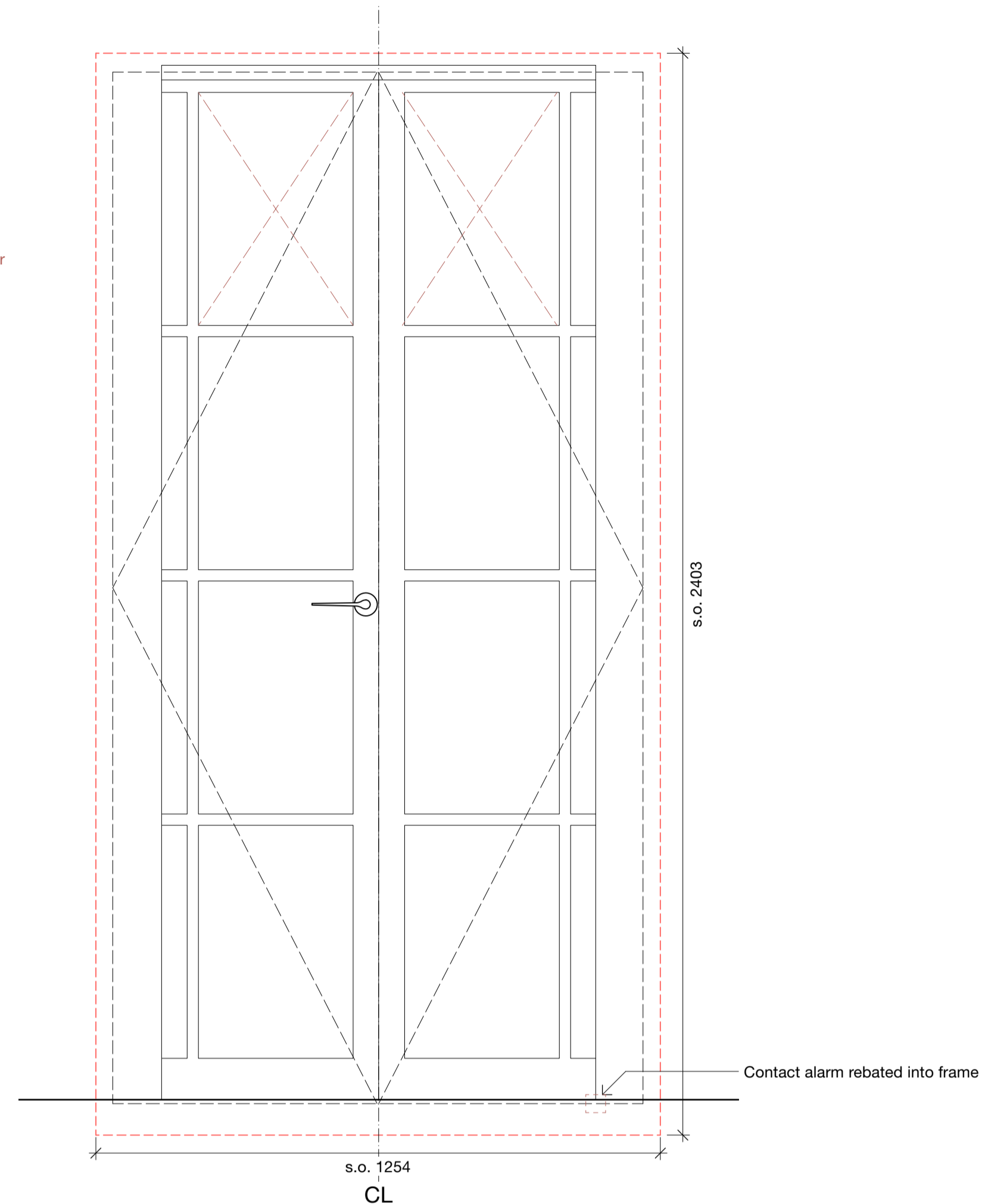


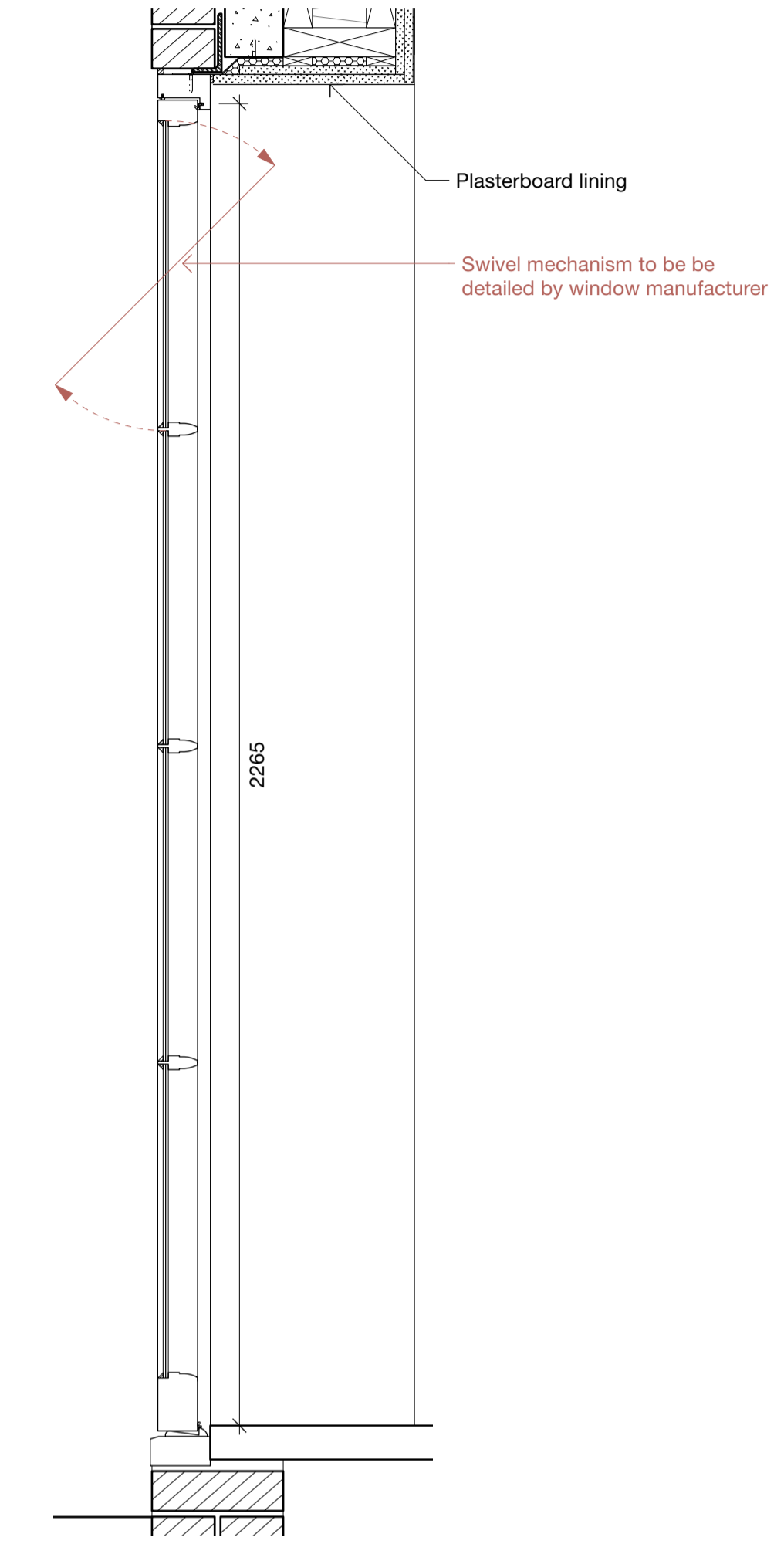
GENERAL NOTES:
 Do not scale from drawings.
 All dimensions must be checked on site and discrepancies verified with the CA/Architect.
 Unless shown otherwise all dimensions are to be structural surfaces and are in mm.
 To be read in conjunction with all relevant Architects', Interior Designers, Services and Structural Engineers' drawings and specifications.
 For all structural details and information refer to Structural Engineers drawings.
 For all mechanical and electrical information refer to M&E consultants drawings and information unless shown otherwise.
 Any discrepancies between drawings to be reported immediately to the CA/Architect.



External Elevation 1:10



Internal Elevation 1:10

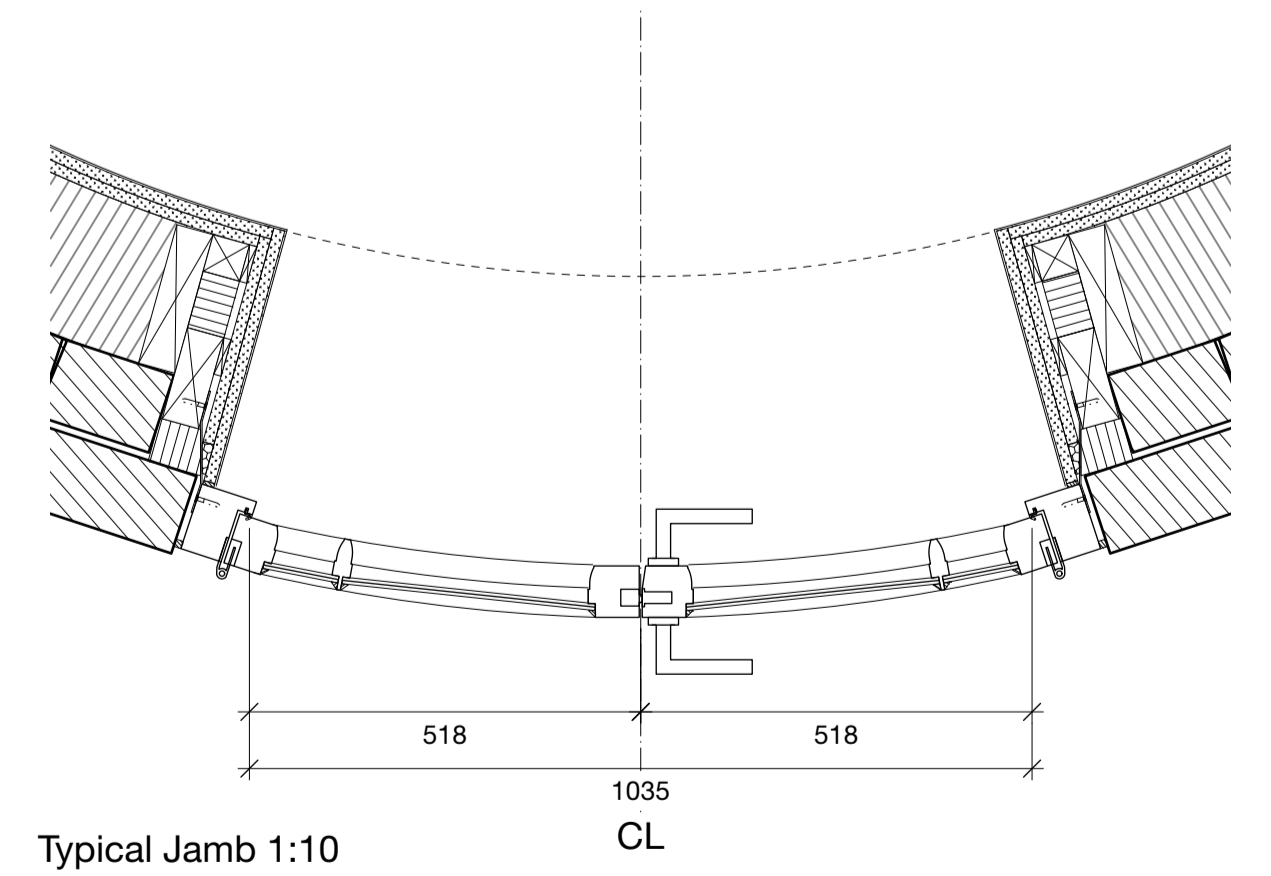


Typical Section 1:10

CONTRACTOR DESIGN PORTION
 This is a design intent drawing and forms a Contractor Designed Portion. Please refer to relevant sections of the specification for further details.
 This is a design intent drawing. All details to be approved by Contract Administrator

ED11-13

Reference	ED12
Location	Lower Ground Floor
System	Outward Opening Glazed Double Doors
Structural Opening	2403 x 1254
Specification	L20-31 External Timber Doors Type B
Ironmongery	Refer to Interior Designer information: 1075 Door Ironmongery Schedule
Architraves	Refer to Interior Designer information: 1075 Skirtings & Architraves Schedule
Finishes	White painted timber (acocoya)
Ventiling capacity	Swivelling upper panel
Structure	Existing brickwork and lintel
Glazing type	Histoglass MONO Laminate 8-9mm
Security	Magnetic contacts routed into frame
Safety Glazing	Laminated to Safety Pendulum Class 1B1 (BSEN 12600) + Safety P1A - P2A (BSEN 356)
Thermal performance	Glass Ug value: 3.6



Typical Jamb 1:10

31/44 Architects

6 Osborn Street
 London
 E1 6TD
 United Kingdom
 +44 (0)20 3735 7820
 London
 3144architects.com

Client
 No. 5 The Grove

Project
 The Grove

Date
 16/12/2021

Drawing name
 ED11 - 13 plan, section, elevations

Drawing number
 44/2022/DE_5012

Status
 TENDER

Drawn / Checked
 BVR / JH

Scale / Format
 1:10 / A1
 1:20 / A3

Rev.	Date	Description	Drawn / Checked

© 31/44 Architects
 Do not scale from this drawing.
 All dimensions to be verified on site.
 This drawing is to be read in conjunction with all consultants information.
 Any discrepancies to be reported immediately to the Architect.
 Drawing may be scaled for planning purposes.