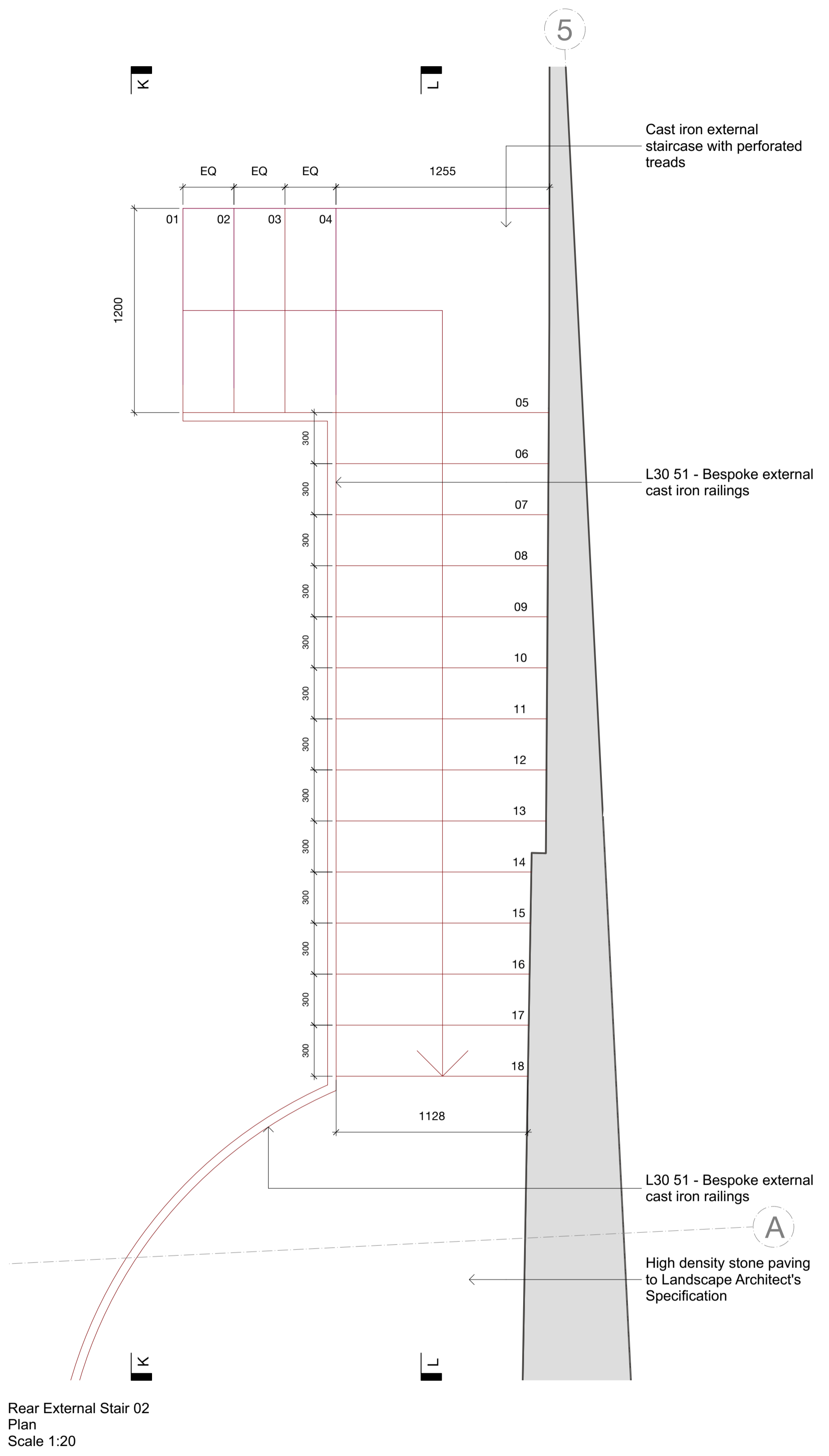
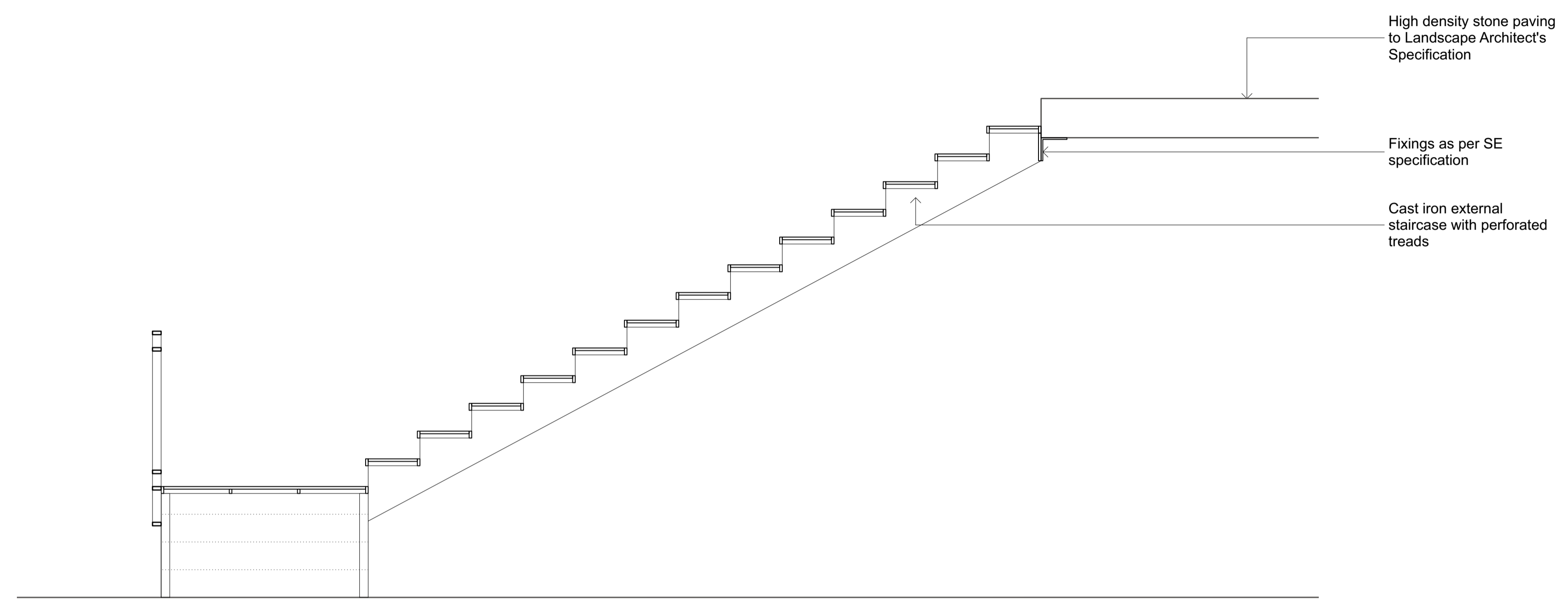


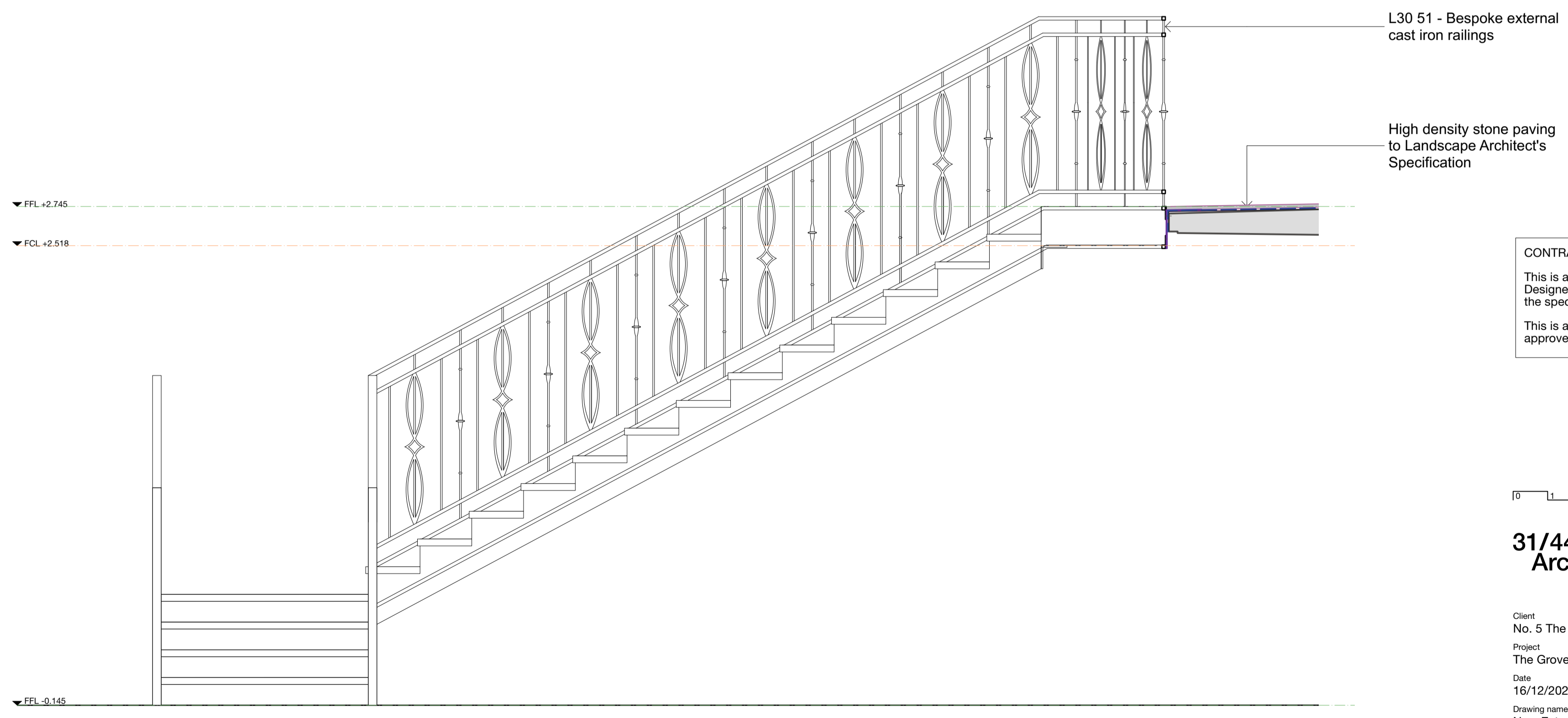
GENERAL NOTES:
 Do not scale from drawings.
 All dimensions must be checked on site and discrepancies verified with the CA/Architect.
 Unless shown otherwise all dimensions are to be to structural surfaces and are in mm.
 To be read in conjunction with all relevant Architects', Interior Designers, Services and Structural Engineers' drawings and specifications.
 For all structural details and information refer to Structural Engineers drawings.
 For all mechanical and electrical information refer to M&E consultants drawings and information unless shown otherwise.
 Any discrepancies between drawings to be reported immediately to the CA/Architect.



Rear External Stair 02
 Plan
 Scale 1:20



Rear External Stair 01
 Section LL
 Scale 1:20



Rear External Stair 01
 Section KK
 Scale 1:20

CONTRACTOR DESIGN PORTION
 This is a design intent drawing and forms a Contractor Designed Portion. Please refer to relevant sections of the specification for further details.
 This is a design intent drawing. All details to be approved by Contract Administrator.

31/44 Architects
 6 Osborn Street
 London
 E1 6TD
 United Kingdom
 +44 (0)20 3735 7820
 London
 3144architects.com

Client: No. 5 The Grove
 Project: The Grove
 Date: 16/12/2021
 Drawing name: New External Stair and Railings
 Drawing number: 44/2022/CO_8003
 Status: TENDER
 Drawn / Checked: FG / SD
 Scale / Format: Various / A1

Rev.	Date	Description	Drawn / Checked

© 31/44 Architects
 Do not scale from this drawing.
 All dimensions to be verified on site.
 This drawing is to be read in conjunction with all consultants information.
 Any discrepancies to be reported immediately to the Architect.
 Drawing may be scaled for planning purposes.