



# Royal College of General Practitioners

## External Survey of Windows, Roof Leadwork & Rain Water Goods

### REPORT OF FINDINGS

Prepared by:

Avalon Abseiling Limited

Avalon House

45 Tallon Road

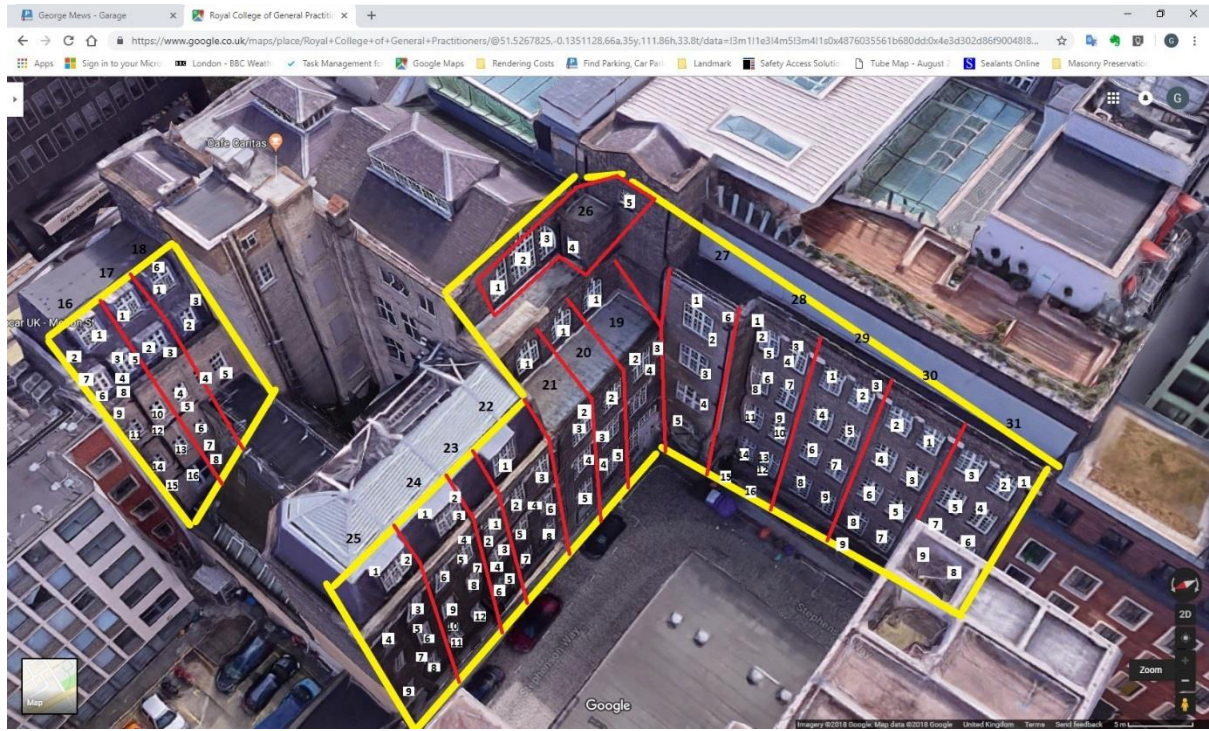
Hutton, Brentwood

Essex, CM13 1TG

SPLIT REPORT 3 of 4

PAGES 104 - 125

# REAR ELEVATION 4<sup>TH</sup> OF MARCH



## DROP 27

PICTURE	DAMAGE DESCRIPTION
1	Missing pointing, vibration in lintel when struck
2	Overall condition- good
3	Overall condition-good
4	Metal frame, flaking paint, damaged mastic, damaged brick
5	Metal window, flaking paint
6	Debris in hopper



Drop 27 Picture 1



Drop 27 Picture 2



Drop 27 Picture 3





Drop 27 Picture 4




Drop 27 Picture 5




Drop 27 Picture 6

## DROP 28

PICTURE	DAMAGE DESCRIPTION
1	Hopper blocked, outlet pipe leaking, moss algae growing
2	Cracked putty
3	Cracked putty
4	Flaking paint
5	Flaking paint
6	Poorly applied putty
7	Flaking paint
8	Cracked putty
9	Cracked paint
10	Flaking paint
11	Cracked paint
12	Cracked/missing putty, missing mastic
13	Flaking paint, cracked/not painted putty
14	Cracked putty, weathered sill, missing mastic, flaking paint
15	Weathered/dirty paint
16	Weathered/dirty paint, flaking paint, broken glass



Drop 28 Picture 1



Drop 28 Picture 2




Drop 28 Picture 3




Drop 28 Picture 4







Drop 28 Picture 5



Drop 28 Picture 6



Drop 28 Picture 7



Drop 28 Picture 8




Drop 28 Picture 9




Drop 28 Picture 10






Drop 28 Picture 11



Drop 28 Picture 12



Drop 28 Picture 13



Drop 28 Picture 14



Drop 28 Picture 15



Drop 28 Picture 16




Drop 28 After buddleia removal




## DROP 29

PICTURE	DAMAGE DESCRIPTION
1	Cracked putty, flaking paint
2	Cracked putty, flaking paint
3	Damaged brick, brick sticking out, area vibrating when struck
4	Flaking paint, cracked putty
5	Flaking paint, cracked putty
6	Flaking paint
7	Flaking paint
8	Flaking paint, cracked putty
9	Flaking paint cracked putty



Drop 29 Picture 1




Drop 29 Picture 2



Drop 29 Picture 3




Drop 29 Picture 3 closer inspection



Drop 29 Picture 4






Drop 29 Picture 5




Drop 29 Picture 6




Drop 29 Picture 7





Drop 29 Picture 8



Drop 29 Picture 9

## DROP 30

PICTURE	DAMAGE DESCRIPTION
1	Weathered/flaking paint
2	Weathered/flaking paint
3	Weathered paint
4	Weathered paint
5	Weathered/flaking paint
6	Weathered/flaking paint
7	Weathered paint, cracked putty
8	Weathered paint, cracked putty
9	Weathered/dirty/flaking paint




Drop 30 Picture 1



Drop 30 Picture 2



Drop 30 Picture 3




Drop 30 Picture 4



Drop 30 Picture 5





Drop 30 Picture 6



Drop 30 Picture 7



Drop 30 Picture 8



Drop 30 Picture 9

## DROP 31

PICTURE	DAMAGE DESCRIPTION
1	Leaking gutter, flaking paint, moss/algae growing around pipe
2	Flaking paint, cracked putty
3	Weathered paint, cracked putty
4	Mortar on window, weathered paint, cracked putty
5	Weathered paint
6	Mortar on window, weathered paint, cracked mastic
7	Weathered/flaking paint
8	Mortar on window, minor frame damage, flaking paint, cracked putty
9	Minor damage, flaking paint, cracked putty



Drop 31 Picture 1




Drop 31 Picture 2





Drop 31 Picture 3



Drop 31 Picture 4



Drop 31 Picture 5



Drop 31 Picture 6



Drop 31 Picture 7



Drop 31 Picture 8



Drop 31 Picture 9