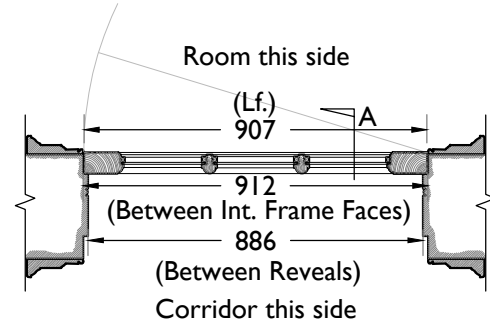
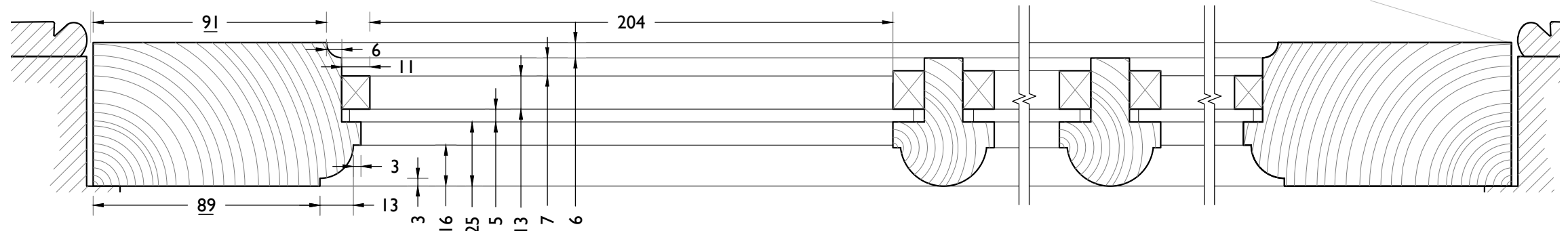
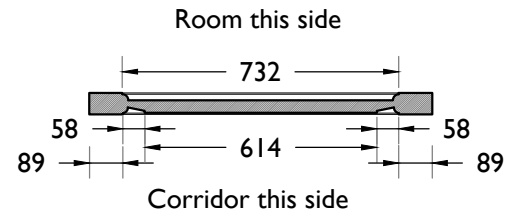


8003-06,
Plan I Details
Scale: 1:2

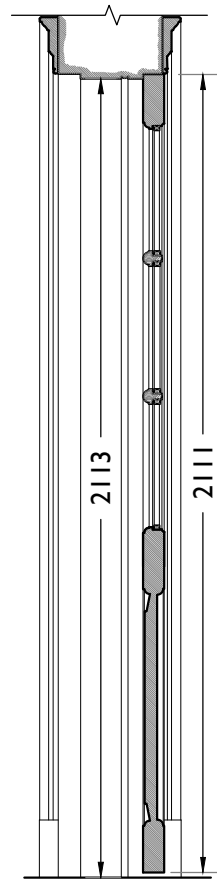
8003-07,
Section AA Details
Scale: 1:2



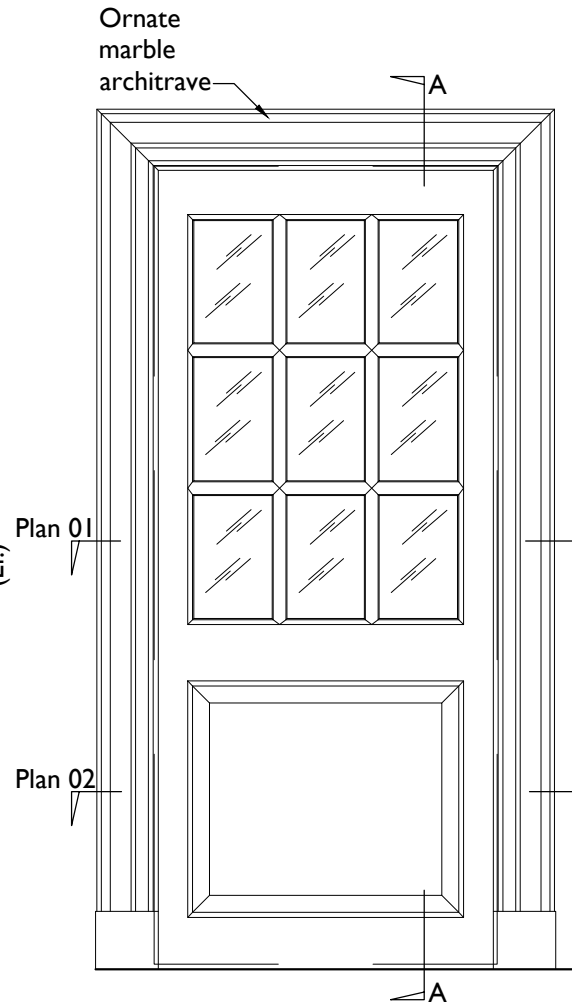
8006-01, Plan I, Scale 1:20



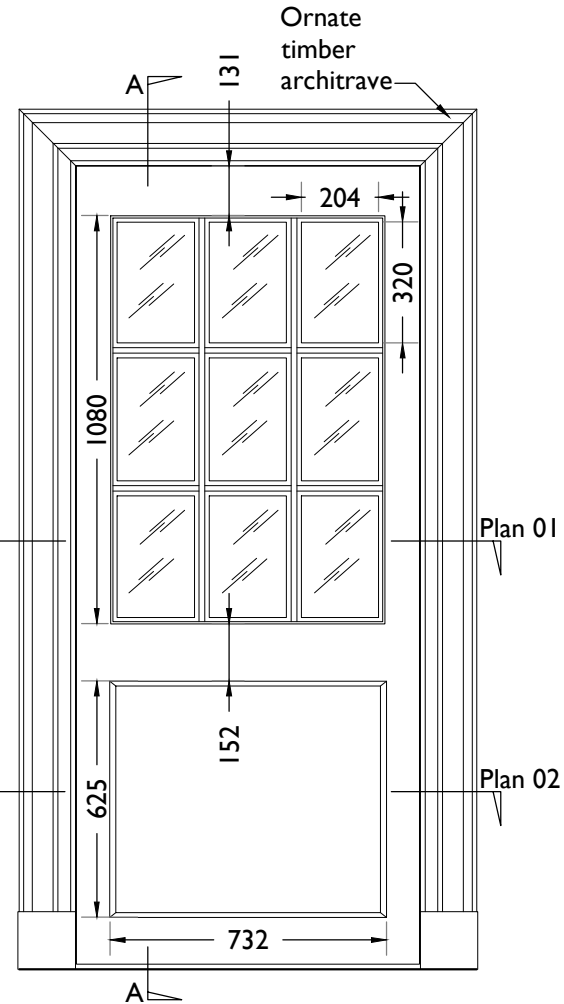
8006-02, Plan 2, Scale 1:20



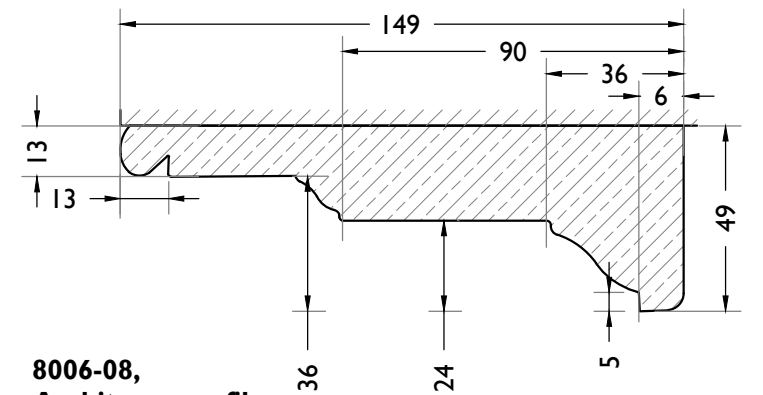
8006-03,
Section AA
Scale: 1:20



8006-04,
Elevation viewed from corridor side
Scale: 1:20



8006-05,
Elevation viewed from room side
Scale: 1:20



8006-08,
Architrave profile
Scale: 1:20

Notes:
Drawings are based on survey data and may not accurately represent what is physically present.
Do not scale from this drawing. All dimensions are to be verified on site before proceeding with the work.
All dimensions are in millimeters unless noted otherwise.
Purcell shall be notified in writing of any discrepancies.

Refer to NBS clause L20 / 284 for replica door joinery spec.
Refer to NBS clause P21 / 192 for replica door ironmongery spec.

- For replica doors, door furniture locations to match existing.

T01	10 Jan 2020	RH	RH	Notes moved to spec. Ref notes added.
T00	27 Sep 2019			
	First Issue 27 Sep 2019	RH	RH	
ISSUE	DATE	DRAWN	CHECKED	DESCRIPTION

CLIENT Lendlease
PROJECT Camden Town Hall

DRAWING TITLE Details of Existing Door Type E04
This existing door is DEG.76-1
SIZE & SCALE A3L As Noted
DRAWING STATUS ISSUED FOR TENDER

JOB NUMBER 238664
DRAWING NO. CTH-PUR-XXX-DR-31-A-8006
REVISION T01

