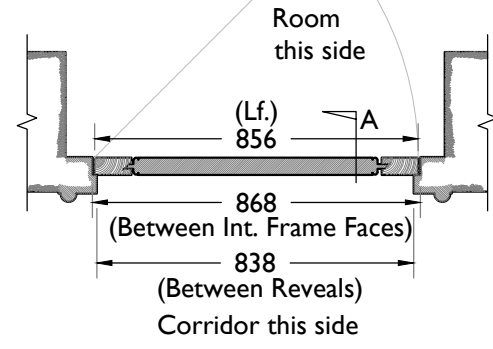
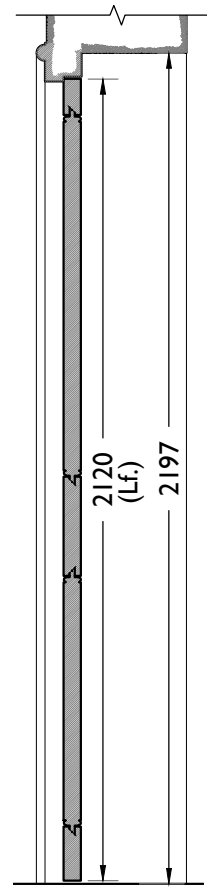


8018-05,  
Plan Details  
Scale: 1:2

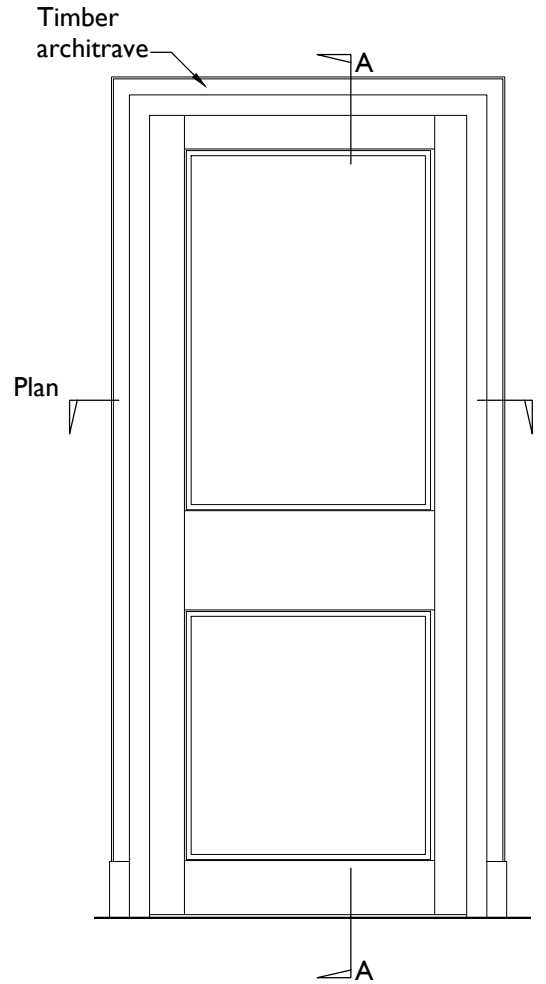
8018-06,  
Section AA Details  
Scale: 1:2



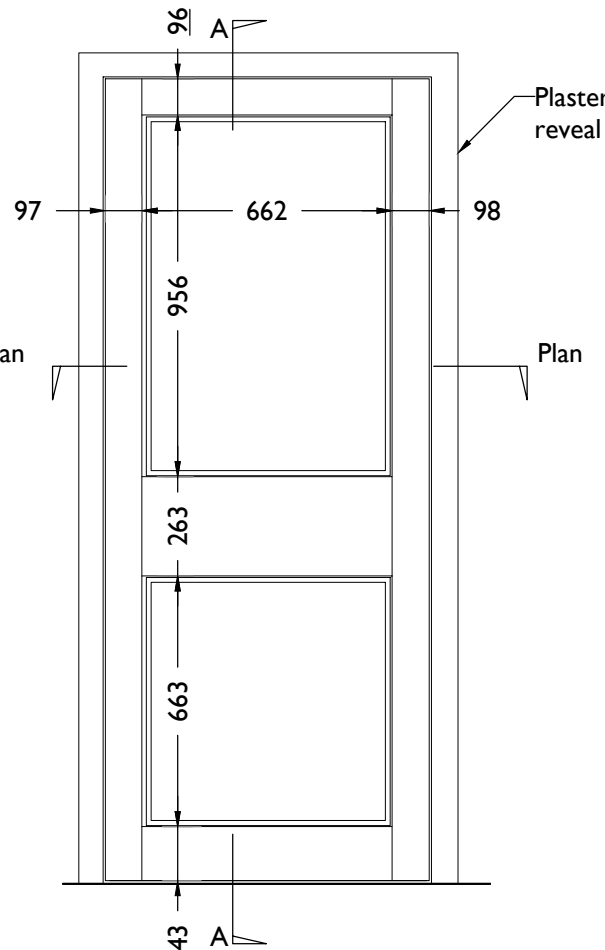
8018-01, Plan, Scale 1:20



8018-02,  
Section AA  
Scale: 1:20



8018-03,  
Elevation viewed from corridor side  
Scale: 1:20



8018-04,  
Elevation viewed from room side  
Scale: 1:20

**Notes:**  
Drawings are based on survey data and may not accurately represent what is physically present.  
Do not scale from this drawing. All dimensions are to be verified on site before proceeding with the work.  
All dimensions are in millimeters unless noted otherwise.  
Purcell shall be notified in writing of any discrepancies.

Refer to NBS clause L20 / 289 for replica door joinery spec.  
Refer to NBS clause P21 / 197 for replica door ironmongery spec.

- Timber door with timber panels
- Panel generally fits poorly
- On replica doors door furniture positions to match existing

T01	10 Jan 2020	RH	RH	Notes moved to spec. Ref notes added.
T00	27 Sep 2019			
First Issue 27 Sep 2019 RH RH				
ISSUE	DATE	DRAWN	CHECKED	DESCRIPTION

<b>CLIENT</b>	Lendlease
<b>PROJECT</b>	Camden Town Hall

<b>DRAWING TITLE</b>	Details of Existing Door Type E16 This existing door is DEB.76-1
<b>SIZE &amp; SCALE</b>	A3L As Noted
<b>DRAWING STATUS</b>	ISSUED FOR TENDER

<b>JOB NUMBER</b>	238664
<b>DRAWING NO.</b>	CTH-PUR-XXX-DR-31-A-8018
<b>REVISION</b>	T01

