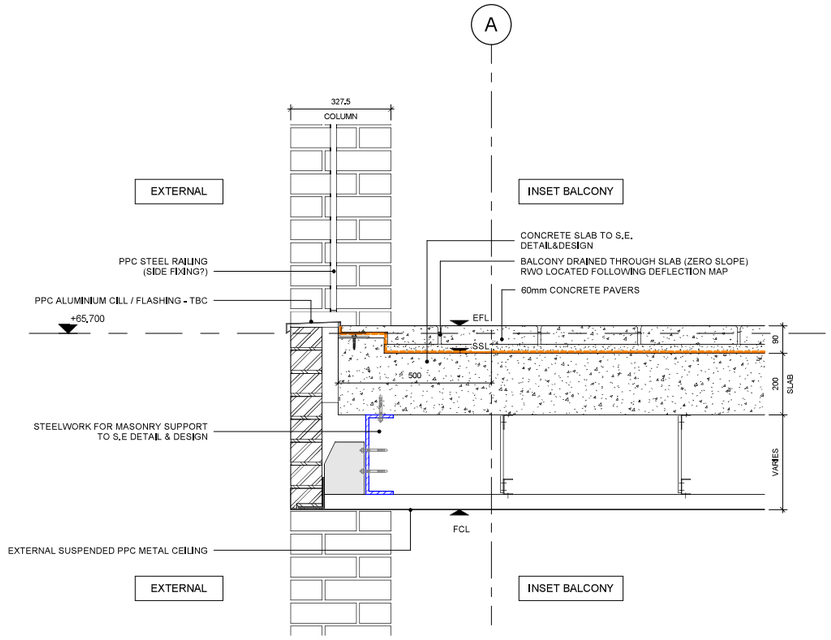

3 TYPICAL SECTION THROUGH BALCONY
1 : 10

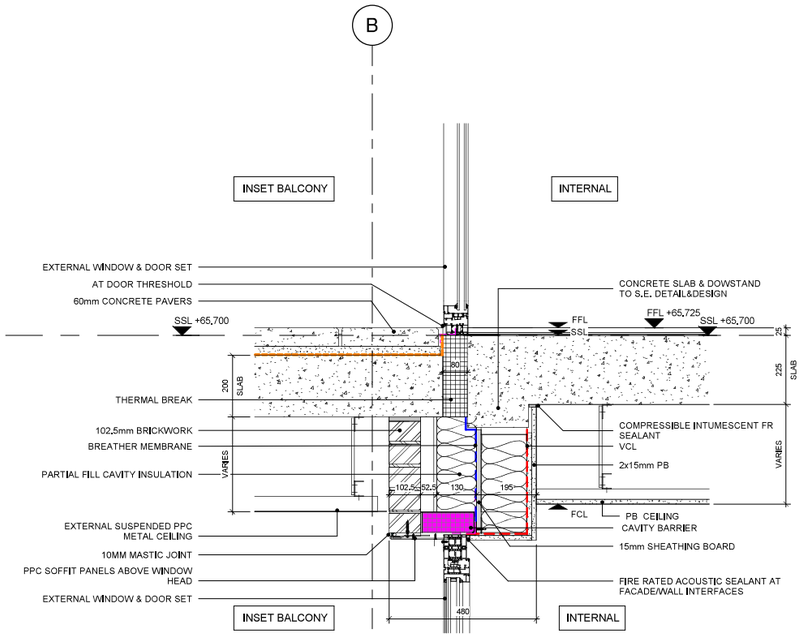

4 TYPICAL SECTION BALCONY/RESI
1 : 10

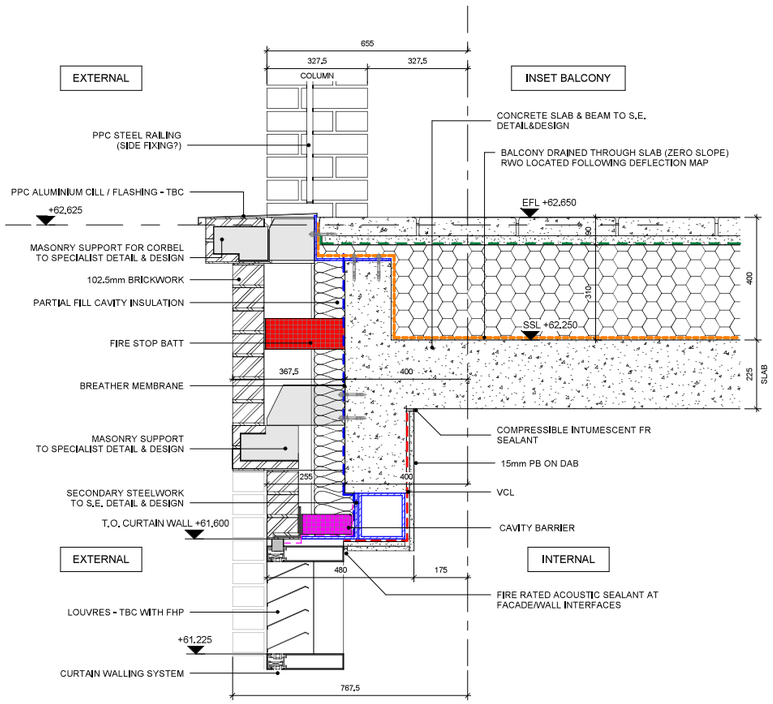

1 TYPICAL SECTION BALCONY AT L02
1 : 10

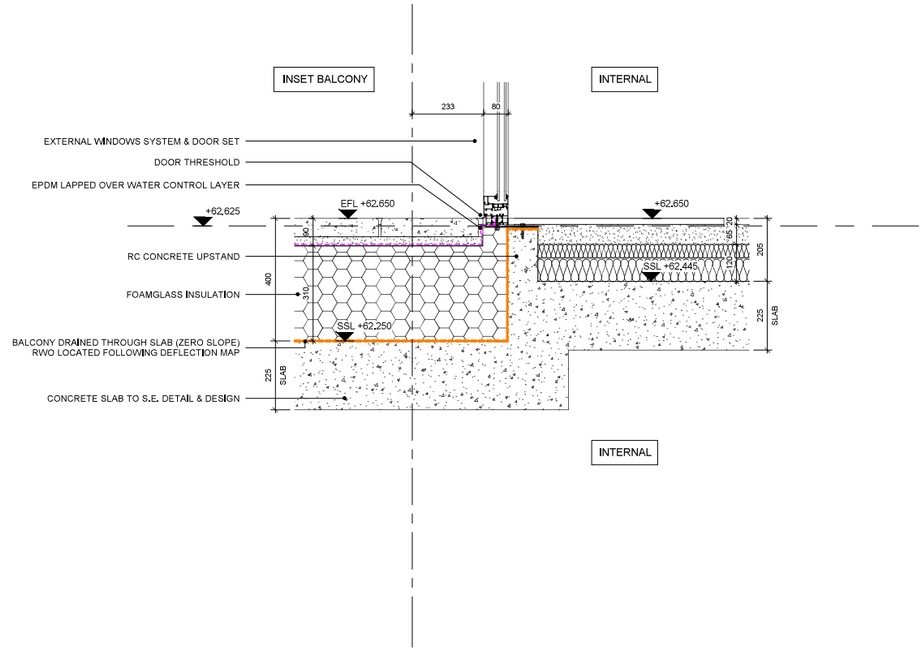

2 TYPICAL SECTION BALCONY/RESI AT L02
1 : 10

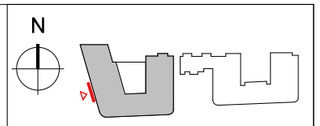

KEY PLAN

NOTES

THIS DRAWING MUST NOT BE SCALED.

ALL DIMENSIONS ARE TO BE VERIFIED AND CHECKED ON SITE. ANY DISCREPANCIES THAT ARE, OR BECOME APPARENT SHOULD BE REPORTED TO CHAPMAN TAYLOR.

AREAS INDICATED ARE APPROXIMATE GROSS INTERNAL AREA, THEY RELATE TO THE LIKELY AREAS OF THE BUILDING AT THE CURRENT STAGE OF DESIGN. ANY DECISIONS TO BE MADE ON THE BASIS OF THESE PREDICTIONS, WHETHER AS TO PROJECT VIABILITY, PRE-LETTING, LEASE AGREEMENTS, OR THE LIKE, SHOULD INCLUDE DUE ALLOWANCE FOR THE INCREASES AND DECREASES INHERENT IN THE DESIGN DEVELOPMENT AND BUILDING PROCESS.

© COPYRIGHT CHAPMAN TAYLOR 2020

REV	DATE	BY	DESCRIPTION	CHK'D
P01	06.08.21	SS	STAGE 4 ISSUE	LF

CLIENT
astur.

PROJECT
WEST END LANE
156 West End Lane
West Hampstead
London NW6 1SD

ARCHITECT
CHAPMAN TAYLOR
GLOBAL ARCHITECTS & MASTERPLANNERS
LONDON STUDIO
10 Eastbourne Terrace
London W2 6LG
United Kingdom
T +44 (0)20 7371 3000
E london@chapmantaylor.com
www.chapmantaylor.com

STRUCTURAL ENGINEER
IESISSTRUCTURES

SERVICES ENGINEER
FHP

DRAWING TITLE
WEST BLOCK, MULTIPLE LEVELS
TYPICAL SECTIONS INSET BALCONIES
ENVELOPE DETAILS

Scale 1 : 10
0.1 0.5 1M

INTERNAL JOB NO	ISSUE DATE	STATUS	DRAWN BY	CHECKED BY
C340WEL	AUG 21	PRELIMINARY	JC	SS

PROJECT NUMBER	ROLE	ORIGINATOR	TYPE	SERIES	LEVEL	SERIAL	REVISION
0001	A	CTA	DRG	25	ZZ	1004	P01