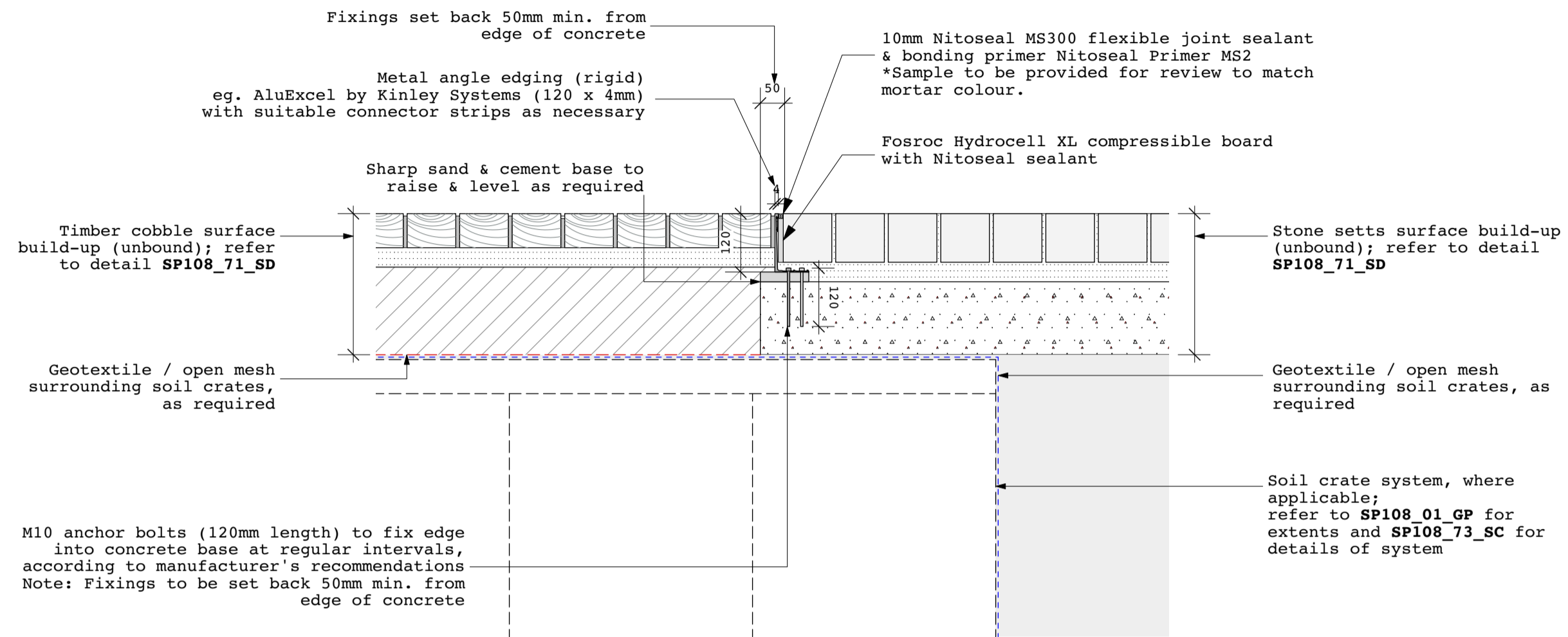


**HARD LANDSCAPE EDGE DETAILS:** refer to hard landscape plan **SP108\_04\_HL** & to relevant engineer's information  
**METAL EDGES**

For surfaces key and areas, refer to hard landscape plan: **SP108\_04\_HL**

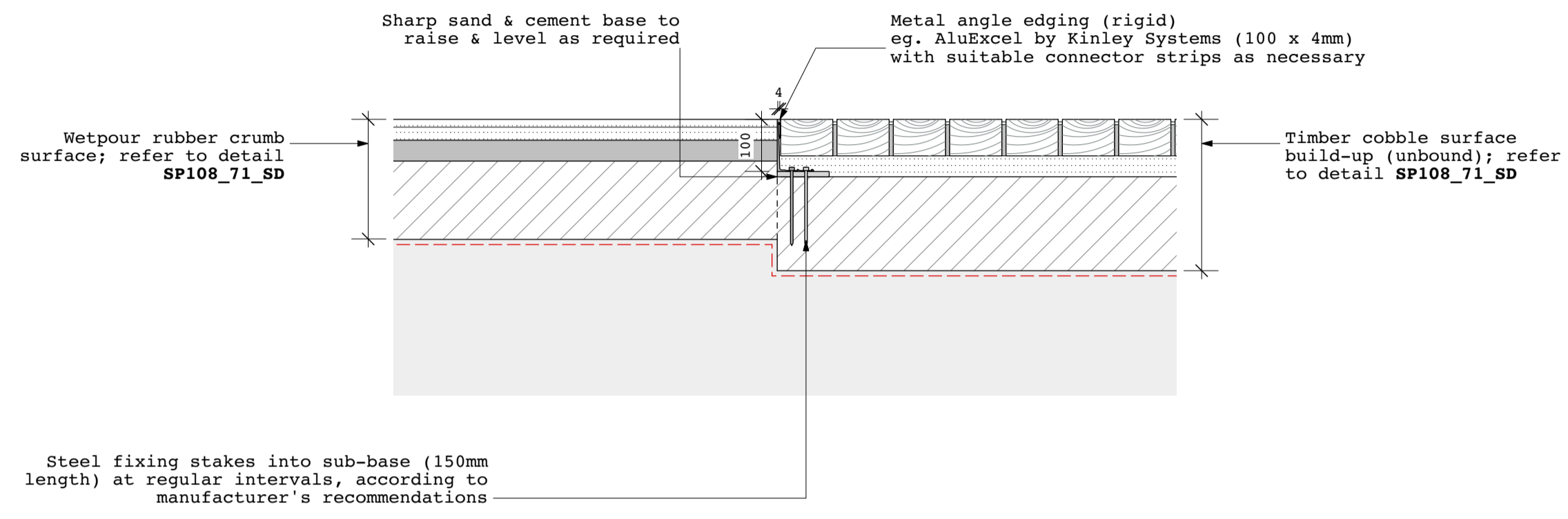
**Metal edges - ED3**  
 [Timber cobbles - Stone setts]

- Location: Central public space
- Material: Metal angled edge eg. AluExcel Edge by Kinley Systems
- Finish: Aluminium milled finish (satin)



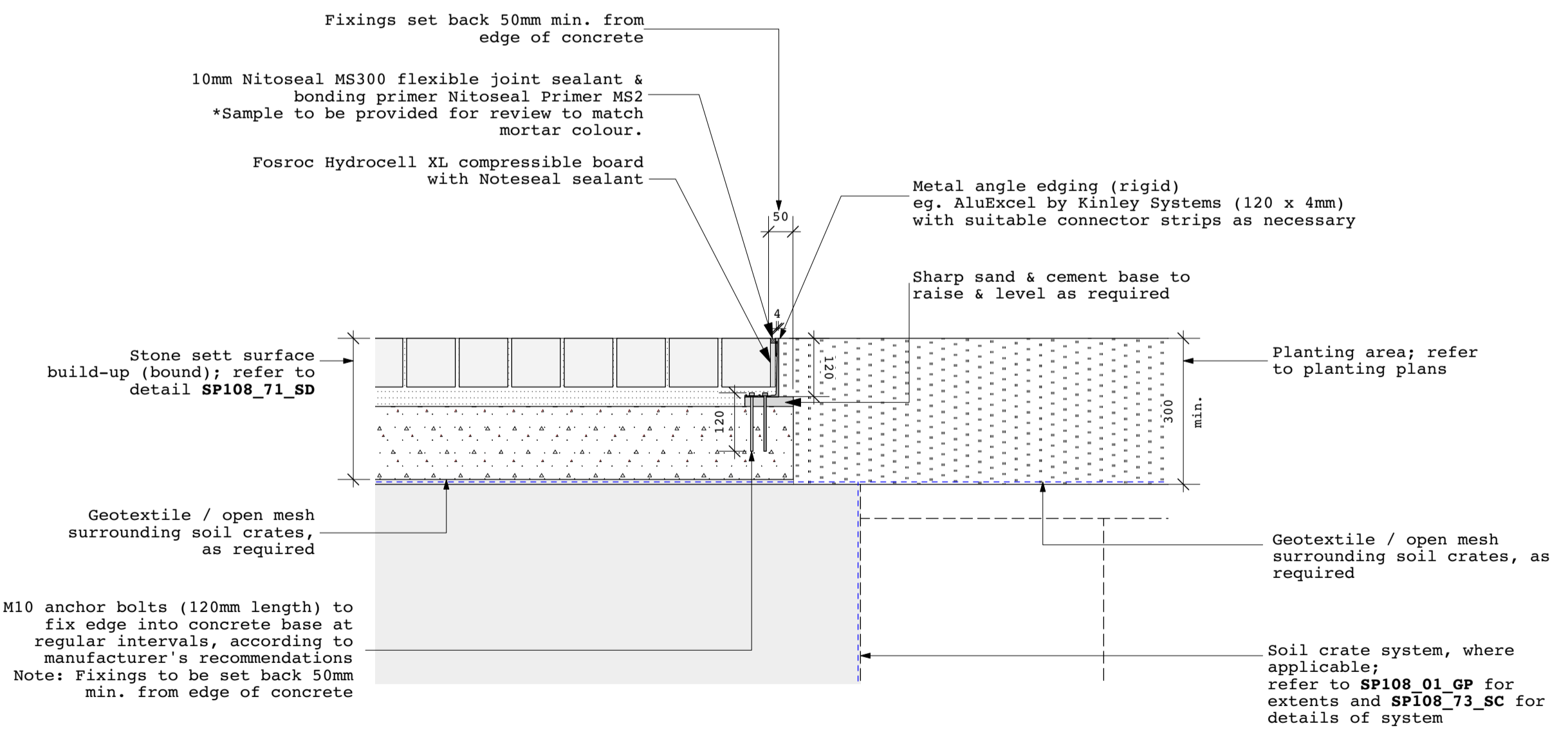
**Metal edges - ED5**  
 [Wetpour rubber crumb - Timber cobbles]

- Location: Central public space
- Material: Metal angled edge eg. AluExcel Edge by Kinley Systems
- Finish: Aluminium milled finish (satin)



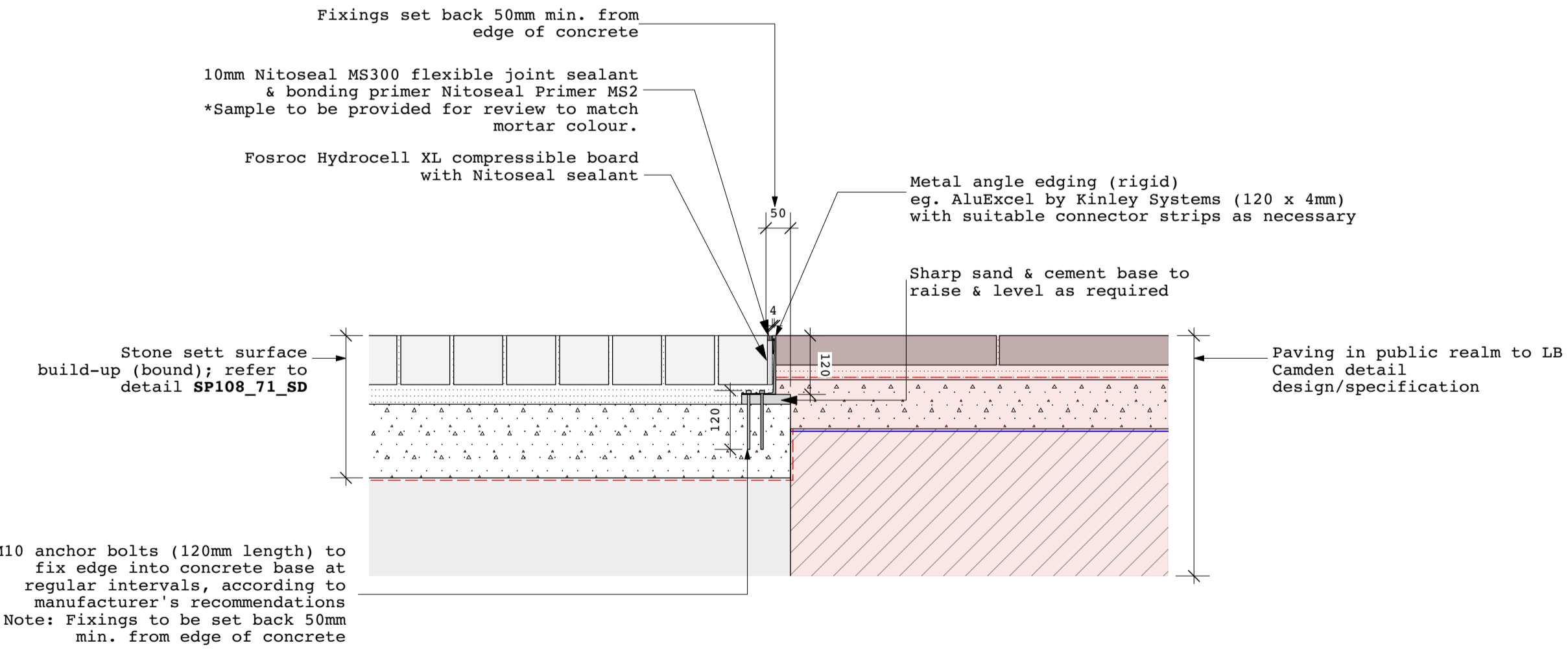
**Metal edges - ED4**  
 [Stone setts - Planting areas]

- Location: Central public space
- Material: Metal angled edge eg. AluExcel Edge by Kinley Systems
- Finish: Aluminium milled finish (satin)




**Metal edges - ED7**  
 [Stone setts - Public realm paving]

- Location: Central public space thresholds
- Material: Metal angled edge eg. AluExcel Edge by Kinley Systems
- Finish: Aluminium milled finish (satin)



© JCLA  
 Do not scale from this drawing. Any discrepancies or queries should be brought to the attention of the authors. Dimensions are to be verified on site prior to construction.  
 All existing site, tree and building information has been compiled from different sources.  
 Refer to current revisions of all referenced files.

Notes:

Key:  
 Public realm surfaces & build-up to detail design by LB Camden according to S106/S278 agreement.

Rev	Date	Description
T1	30.10.20	Issued for Tender
T2	18.02.22	Added flexible joint provision and mortar details

**JCLA**  
 Jonathan Cook Landscape Architects Ltd  
 3A Lillifee Yard  
 LONDON SE17 3QA  
 Tel +44 (0)207 703 3270  
 www.jcla.co.uk

Client  
 W.RE

Project  
 SP108: St Pancras Commercial centre

Drawing Title  
 Edge details 2: Metal

Drawing Number  
 SP108-72-ED-2

Date 18.02.22	Revision T2
Scale (8 A1) 1:10	Drawing Status Stage 4