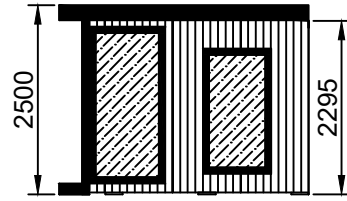
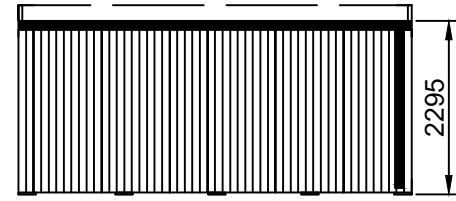



Front Elevation



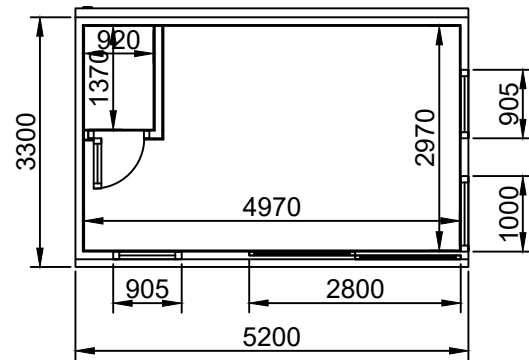
Right Elevation



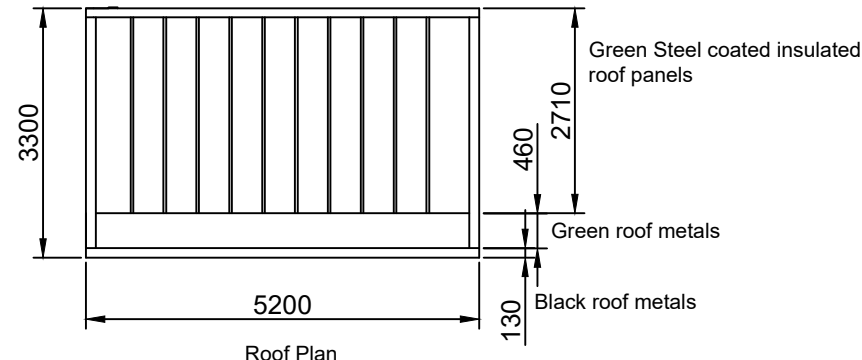
Rear Elevation



Left Elevation

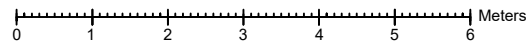


Floor Plan



Roof Plan

Roof slopes front to back to allow for drainage



General Construction:

Roof:

60mm - 80mm of high density polyurethane insulation surrounded by 1mm steel plates

Floor:

80mm Interlocking steel coated structurally insulated floor panels sit on top of foundation system.

Walls:

Timber frame (Tanalised) with 50mm of Rockwool insulated cavity incorporating breathable foiled photon wrap. All internal partition walls are 130mm thick. Internal plaster board and plaster skim.

Cladding:

Composite oak cladding to all elevations.

Doors:

Sliding doors (2800mm x 2070mm) with Planitherm glass

Windows:

Square window (905mm x 905mm, Opening: top-hung) with Planitherm glass

Large full height window (non-opening) with Planitherm glass

Picture window (905mm x 1650mm, non-opening) with Planitherm glass

| | | |
|---|----------------------------|--|
| Drawing Title: Miles Canning | Number: 1. | Scale: 1:100 All measurements in mm, setup for A3 printing. |
| Designed By: Becky Harper | Date: 02/03/2022 | |
| Installation Address: 31B Priory Road London NW6 4NN | Design: TGO 2 - 5M x 3M | |
| | | Reference: 211200299TGOS1 |