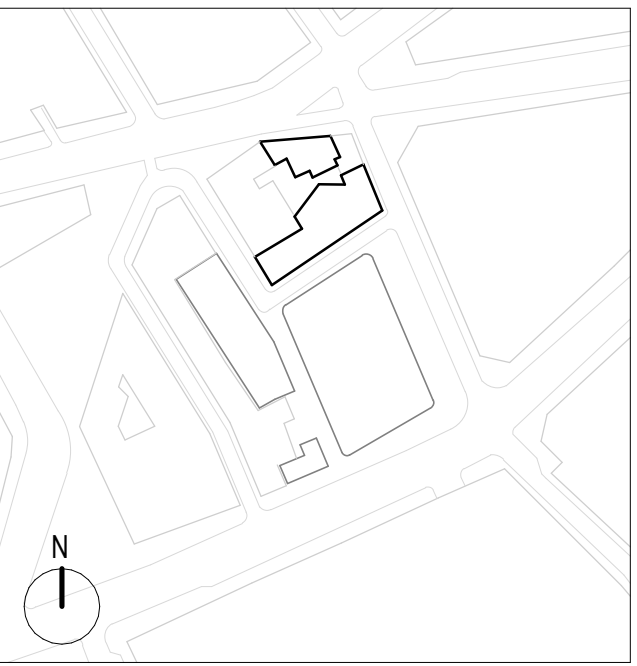




NOTES



**GENERAL NOTES:**

Detail drawings show layouts and design intent and should be read in accordance with Architectural General Arrangement drawings, Architectural Outline Specification, and any Schedules.

Drawings may indicate elements to be designed and specified by other Consultants for coordination purposes. Please also refer to these drawings, schedules and specifications. Please report any discrepancies to the Architect for confirmation.

Full fabrication drawings to be provided for approval of all elements, details and interfaces.

All details and interfaces within Contractor Design Portion to be developed with Contractor and key Subcontractors. Sealant and weathertightness joints may be omitted for clarity.

All insulation thicknesses, levels and calculations to be confirmed as part of Stage 4 design.

All materials shown may be subject to change during Stage 4 design. All drawings to be read in conjunction with other consultants' information (drawings, reports, specification).

Existing structure based on survey. Structure shown is indicative. Please refer to structural engineer's information. Plan layouts are indicative only. Please refer to MEP engineer's information. Areas are approximate and subject to change throughout design development of the proposals. Any areas measured from these plans relate to the areas of the building at the current stage of the design. Any decisions to be made on the basis of these predictions, whether as to forecast viability, pre-setting, lease agreements or the like should include due allowance for the increases and decreases inherent in the design development and construction processes.

Do not scale off drawing. Use figured dimensions only. All dimensions to be verified on site before proceeding. All discrepancies to be notified in writing to architect.

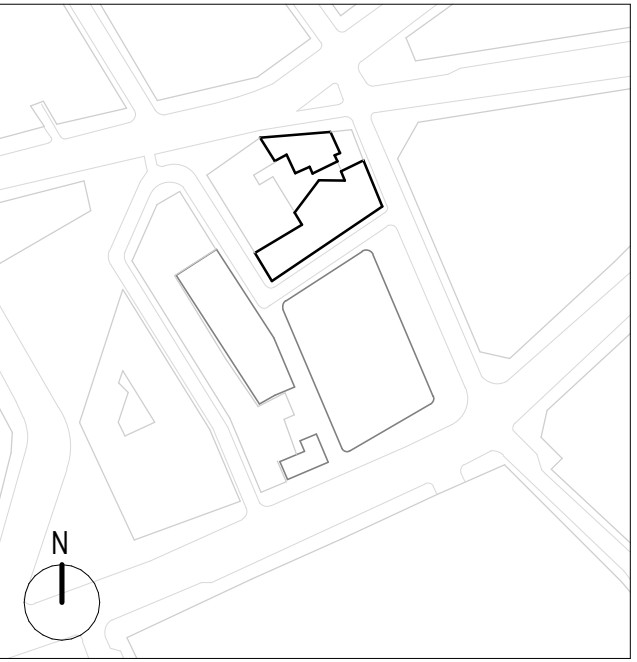
- EXISTING USE:**
- Residential
  - HMO (Suis Generis)
  - Retail
  - Office
  - Nightclub (Suis Generis)

rev	date	author / check	comments
<b>DSDHA</b> 357 Kennington Lane London SE11 5QY T 020 7703 3555 F 020 7703 3890 E info@dsdha.co.uk W www.dsdha.co.uk			
project <b>Museum Street and West Central Street</b>			
London, WC1A 1JR			
drawing title Existing Ground Floor Use			
drawn	size	date	scale
Author	A1	09/09/21	As indicated
drawing number			revision
295B			-SK 10.100
REPORT DISCREPANCIES DO NOT SCALE FROM THIS DRAWING COPYRIGHT DSDHA		USE LATEST REVISION CHECK DIMENSIONS ON SITE	





NOTES



**GENERAL NOTES:**

Detail drawings show layouts and design intent and should be read in accordance with Architectural General Arrangement drawings, Architectural Outline Specification, and any Schedules.

Drawings may indicate elements to be designed and specified by other Consultants for coordination purposes. Please also refer to these drawings, schedules and specifications. Please report any discrepancies to the Architect for confirmation.

Full fabrication drawings to be provided for approval of all elements, details and interfaces.

All details and interfaces within Contractor Design Portion to be developed with Contractor and key Subcontractors. Sealant and weathertightness joints may be omitted for clarity.

All insulation thicknesses, levels and calculations to be confirmed as part of Stage 4 design.

All materials shown may be subject to change during Stage 4 design. All drawings to be read in conjunction with other consultants' information (drawings, reports, specification).

Existing structure based on survey. Structure shown is indicative. Please refer to structural engineer's information. Plan layouts are indicative only. Please refer to MEP engineer's information. Areas are approximate and subject to change throughout design development of the proposals. Any areas measured from these plans relate to the areas of the building at the current stage of the design. Any decisions to be made on the basis of these predictions, whether as to forecast viability, pre-selling, lease agreements or the like should include due allowance for the increases and decreases inherent in the design development and construction processes.

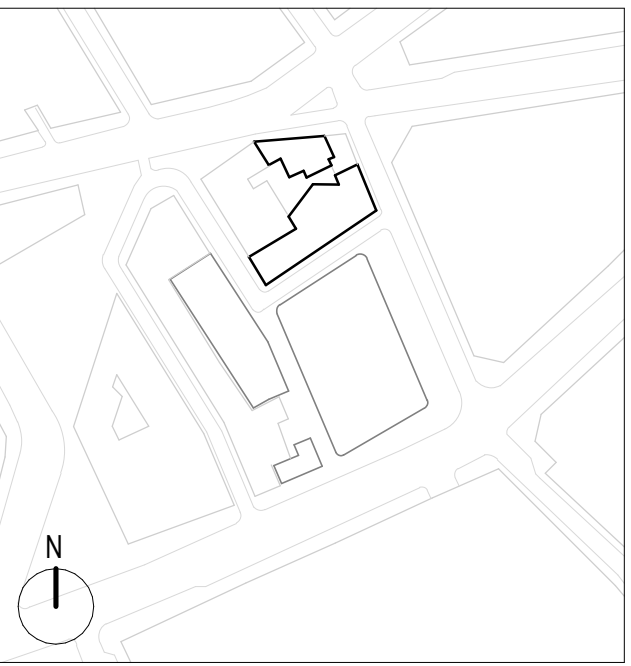
Do not scale off drawing. Use figured dimensions only. All dimensions to be verified on site before proceeding. All discrepancies to be notified in writing to architect.

- EXISTING USE:**
- Residential
  - HMO (Suis Generis)
  - Retail
  - Office
  - Nightclub (Suis Generis)

rev	date	author / check	comments
<b>DSDHA</b> 357 Kennington Lane London SE11 5QY T 020 7703 3555 F 020 7703 3890 E info@dsha.co.uk W www.dsha.co.uk			
project <b>Museum Street and West Central Street</b>			
London, WC1A 1JR drawing title  Existing First Floor Use			
drawn	size	date	scale
Author	A1	09/09/21	As indicated
drawing number			revision
295B			-SK 10.101
REPORT DISCREPANCIES DO NOT SCALE FROM THIS DRAWING COPYRIGHT DSDHA		USE LATEST REVISION CHECK DIMENSIONS ON SITE	



# NOTES



**GENERAL NOTES:**

Detail drawings show layouts and design intent and should be read in accordance with Architectural General Arrangement drawings, Architectural Outline Specification, and any Schedules.

Drawings may indicate elements to be designed and specified by other Consultants for coordination purposes. Please also refer to these drawings, schedules and specifications. Please report any discrepancies to the Architect for confirmation.

Full fabrication drawings to be provided for approval of all elements, details and interfaces.

All details and interfaces within Contractor Design Portion to be developed with Contractor and key Subcontractors. Sealant and weathertightness joints may be omitted for clarity.

All insulation thicknesses, levels and calculations to be confirmed as part of Stage 4 design.

All materials shown may be subject to change during Stage 4 design. All drawings to be read in conjunction with other consultants' information (drawings, reports, specification).

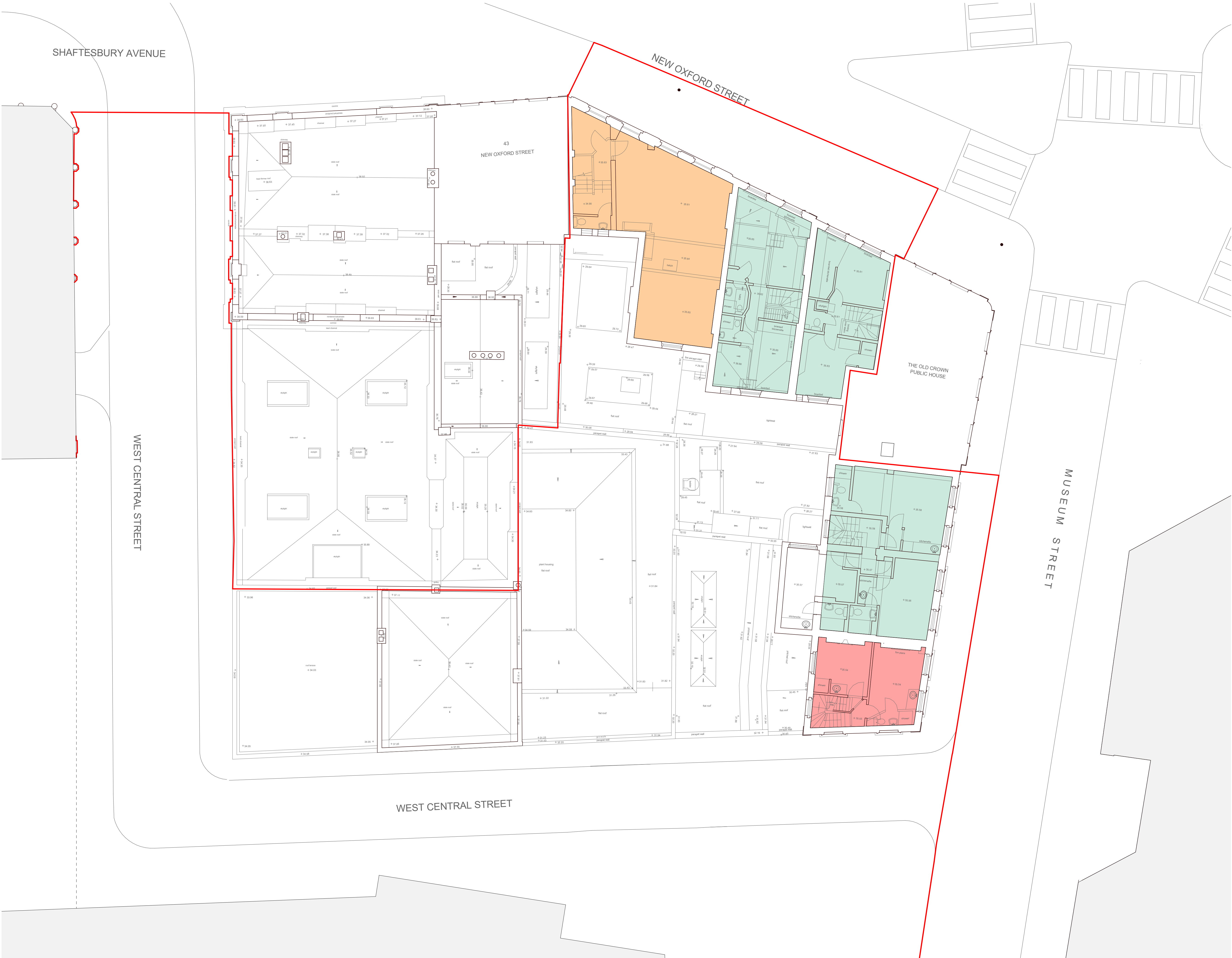
Existing structure based on survey. Structure shown is indicative. Please refer to structural engineer's information. Plan layouts are indicative only. Please refer to MEP engineer's information. Areas are approximate and subject to change throughout design development of the proposals. Any areas measured from these plans relate to the areas of the building at the current stage of the design. Any decisions to be made on the basis of these predictions, whether as to forecast viability, pre-setting, lease agreements or the like should include due allowance for the increases and decreases inherent in the design development and construction processes.

Do not scale off drawing. Use figured dimensions only. All dimensions to be verified on site before proceeding. All discrepancies to be notified in writing to architect.

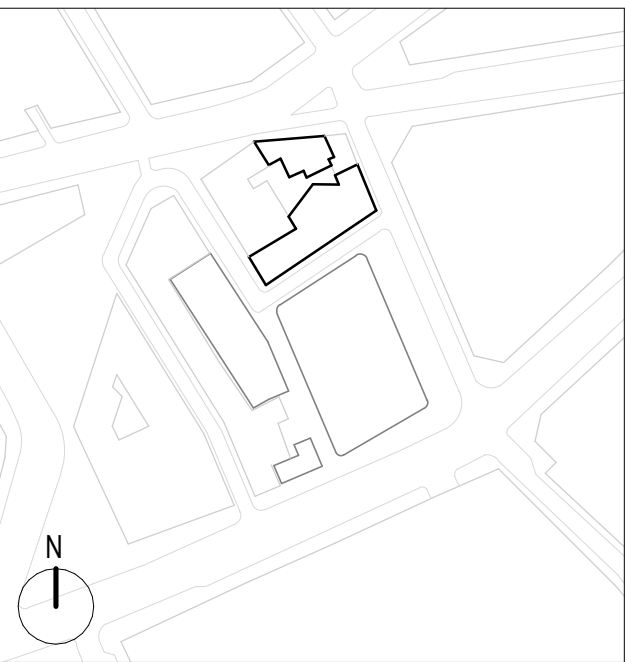
- EXISTING USE:**
- Residential
  - HMO (Suis Generis)
  - Retail
  - Office
  - Nightclub (Suis Generis)

rev	date	author / check	comments
<b>DSDHA</b> 357 Kennington Lane London SE11 5QY T 020 7703 3555 F 020 7703 3890 E info@dsdha.co.uk W www.dsdha.co.uk			
project <b>Museum Street and West Central Street</b>			
London, WC1A 1JR			
drawing title Existing Second Floor Use			
drawn	size	date	scale
Author	A1	09/09/21	As indicated
drawing number	revision		
295B	-SK 10.102		
REPORT DISCREPANCIES DO NOT SCALE FROM THIS DRAWING COPYRIGHT DSDHA		USE LATEST REVISION CHECK DIMENSIONS ON SITE	





NOTES



**GENERAL NOTES:**

Detail drawings show layouts and design intent and should be read in accordance with Architectural General Arrangement drawings, Architectural Outline Specification, and any Schedules.

Drawings may indicate elements to be designed and specified by other Consultants for coordination purposes. Please also refer to these drawings, schedules and specifications. Please report any discrepancies to the Architect for confirmation.

Full fabrication drawings to be provided for approval of all elements, details and interfaces.

All details and interfaces within Contractor Design Portion to be developed with Contractor and key Subcontractors. Sealant and weathertightness joints may be omitted for clarity.

All insulation thicknesses, levels and calculations to be confirmed as part of Stage 4 design.

All materials shown may be subject to change during Stage 4 design.

All drawings to be read in conjunction with other consultants' information (drawings, reports, specification).

Existing structure based on survey.

Structure shown is indicative. Please refer to structural engineer's information.

Plant layouts are indicative only. Please refer to MEP engineer's information.

Areas are approximate and subject to change throughout design development of the proposals. Any areas measured from these plans relate to the areas of the building at the current stage of the design. Any decisions to be made on the basis of these predictions, whether as to forecast viability, pre-setting, lease agreements or the like should include due allowance for the increases and decreases inherent in the design development and construction processes.

Do not scale off drawing. Use figured dimensions only.

All dimensions to be verified on site before proceeding.

All discrepancies to be notified in writing to architect.

- EXISTING USE:**
- Residential
  - HMO (Suis Generis)
  - Retail
  - Office
  - Nightclub (Suis Generis)

rev	date	author / check	comments
<b>DSDHA</b> 357 Kennington Lane London SE11 5QY T 020 7703 3555 F 020 7703 3890 E info@dsha.co.uk W www.dsdha.co.uk			
project <b>Museum Street and West Central Street</b>			
London, WC1A 1JR			
drawing title <b>Existing Third Floor Use</b>			
drawn	size	date	scale
Author	A1	09/09/21	As indicated
drawing number	revision		
295B	-SK 10.103		
REPORT DISCREPANCIES DO NOT SCALE FROM THIS DRAWING COPYRIGHT DSDHA		USE LATEST REVISION CHECK DIMENSIONS ON SITE	