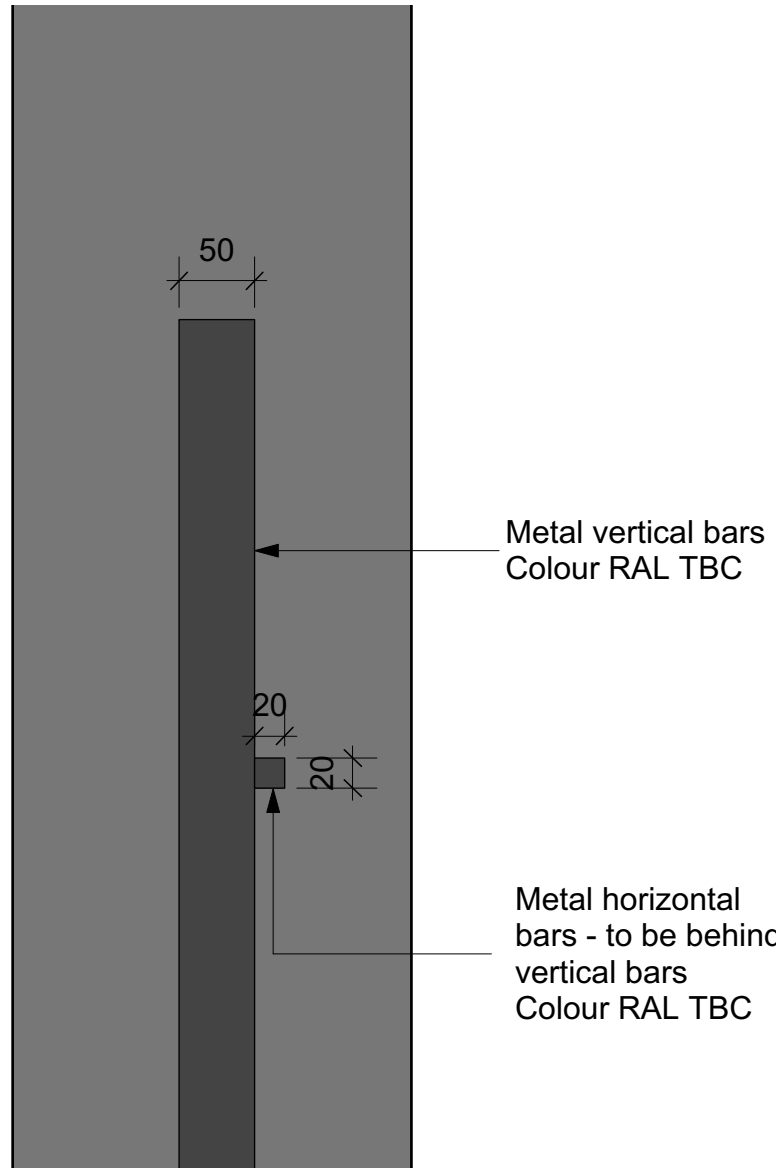


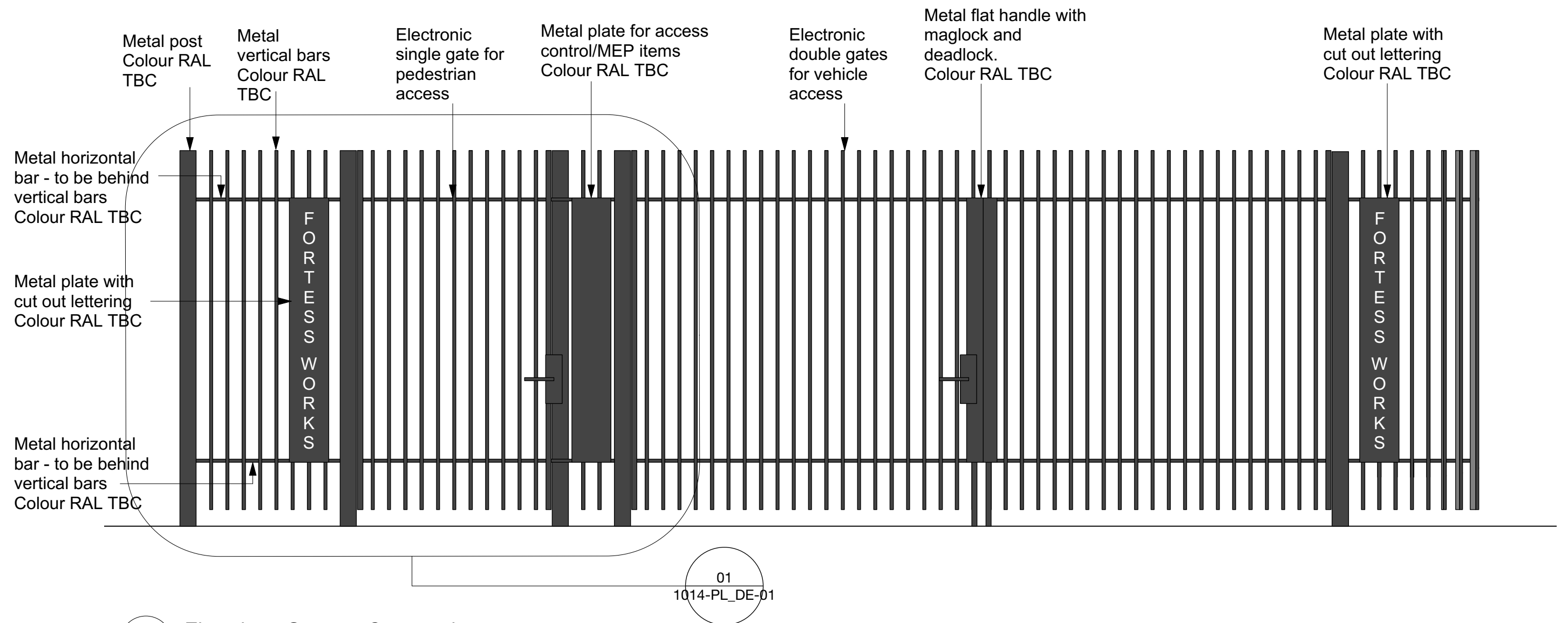
1 Elevation Detail - Gates to Courtyard
Scale: 1:10



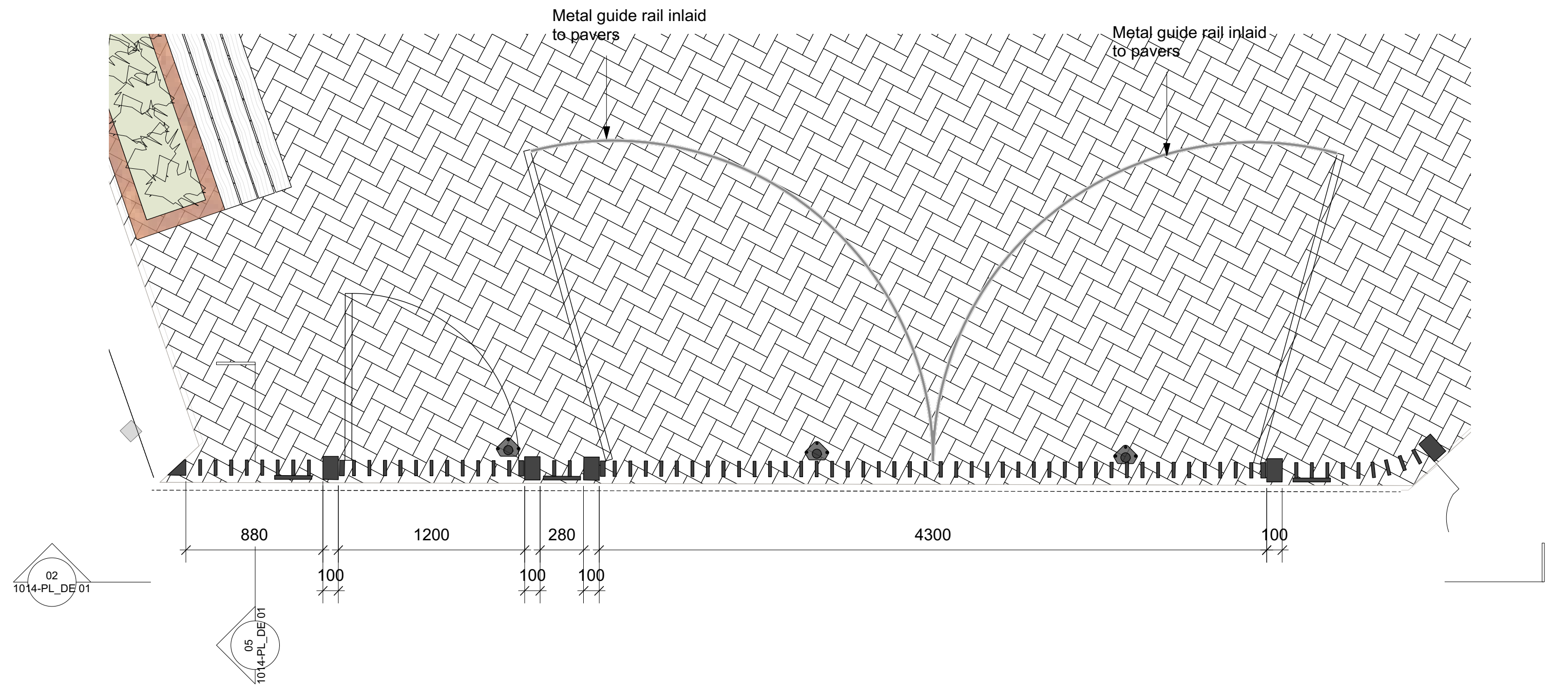
4 Key Plan



5 Section Detail - Gates to Courtyard
Scale: 1:5



2 Elevation - Gates to Courtyard
Scale: 1:25



3 Plan - Gates to Courtyard
Scale: 1:25

DRAWING NOTES:

All dimensions to be checked on site prior to commencement of any works, and/or preparation of any shop drawings.

Sizes of and dimensions to any structural elements are indicative only. See structural engineers drawings for actual sizes/dimensions.

Sizes of and dimensions to any service elements are indicative only. See service engineers drawings for actual sizes and dimensions.

This drawing to be read in conjunction with all other Architect's drawings, specifications and other Consultants' information.

All proprietary systems shown on this drawing are to be installed strictly in accordance with the Manufacturers/Suppliers recommended details.

Any discrepancies between information shown on this drawing and any other contract information or manufacturers/suppliers recommendations is to be brought to the attention of the Architect.

DO NOT SCALE FROM THIS DRAWING.

DRAWING NOTES:

R2 R1	COURTYARD DESIGN AMENDED FOR INFORMATION	04.11.2021 19.07.2021	DATE	DRAWING	Ground Floor Courtyard Gate Details	Buckley Gray Yeoman Studio 4.04 The Tea Building 56 Shoreditch High Street London E1 6JJ T: 020 7033 9913 F: 020 7033 9914
				SCALE	1:10@ A1 (1:20 @ A3)	
				DATE	Nov 2021	
				DWG No.	1014-PL_DE-01	CLIENT Fortress 2016 Ltd
				DRAWING STATUS	FOR INFORMATION	PROJECT Workshop A, Fortress Grove