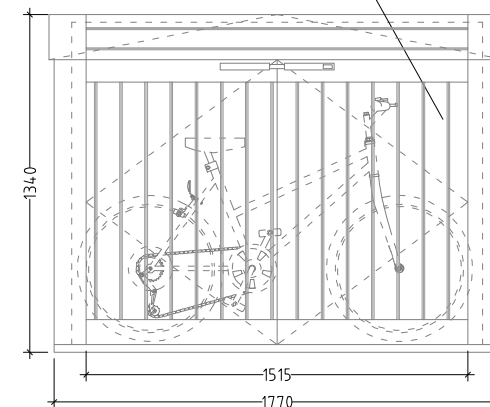


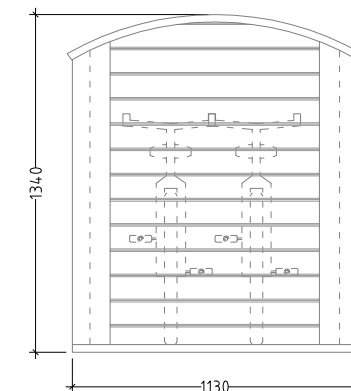
PROPOSED GROUND FLOOR




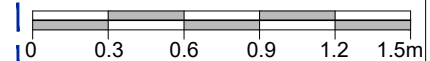
Plastic material



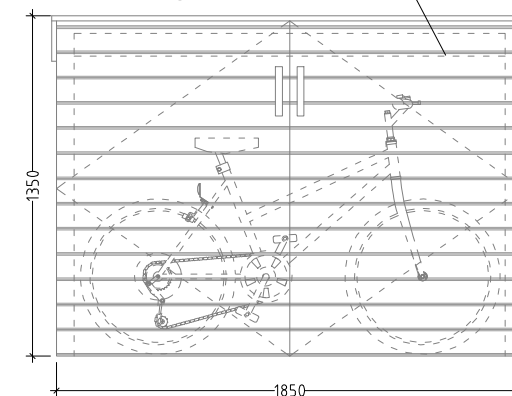
FRONT ELEVATION



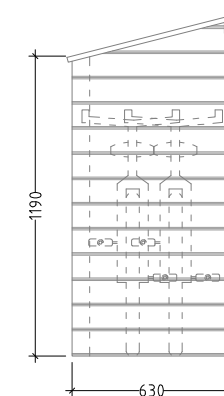
SIDE ELEVATION



Treated timber
secure and
covered bicycle
storage.



FRONT ELEVATION



SIDE ELEVATION



7, 30 GLOUCESTER CRESCENT
LONDON
NW1 7DL
TEL. 02078 134592
ARCHITECT@PROJECTIONARCHITECTS.COM
WWW.PROJECTIONARCHITECTS.COM



PLEASE NOTE
1. All dimensions to be verified on site.
2. All dimensions are in millimeters.
3. No work shall commence until all approvals and agreements have been obtained.
These include, Planning, Building Regulations, Thames Water and party Wall.
4. The Copyright of this drawing belongs to Projection Architects Ltd.

CLIENT MS. JANE FACCHINI
& MR. JONATHAN GOTTS

PROJECT
FLAT CONVERSION

ADDRESS
100 Constantine Rd,
London
NW3 2LS

TITLE
DETAIL VI
Bike storages

DATE 20/01/22	PROJECT NUM: P-18.028
SCALE 1/30 (@ A3)	DRAWING NUM: BR-27
REV. D	STATUS BC