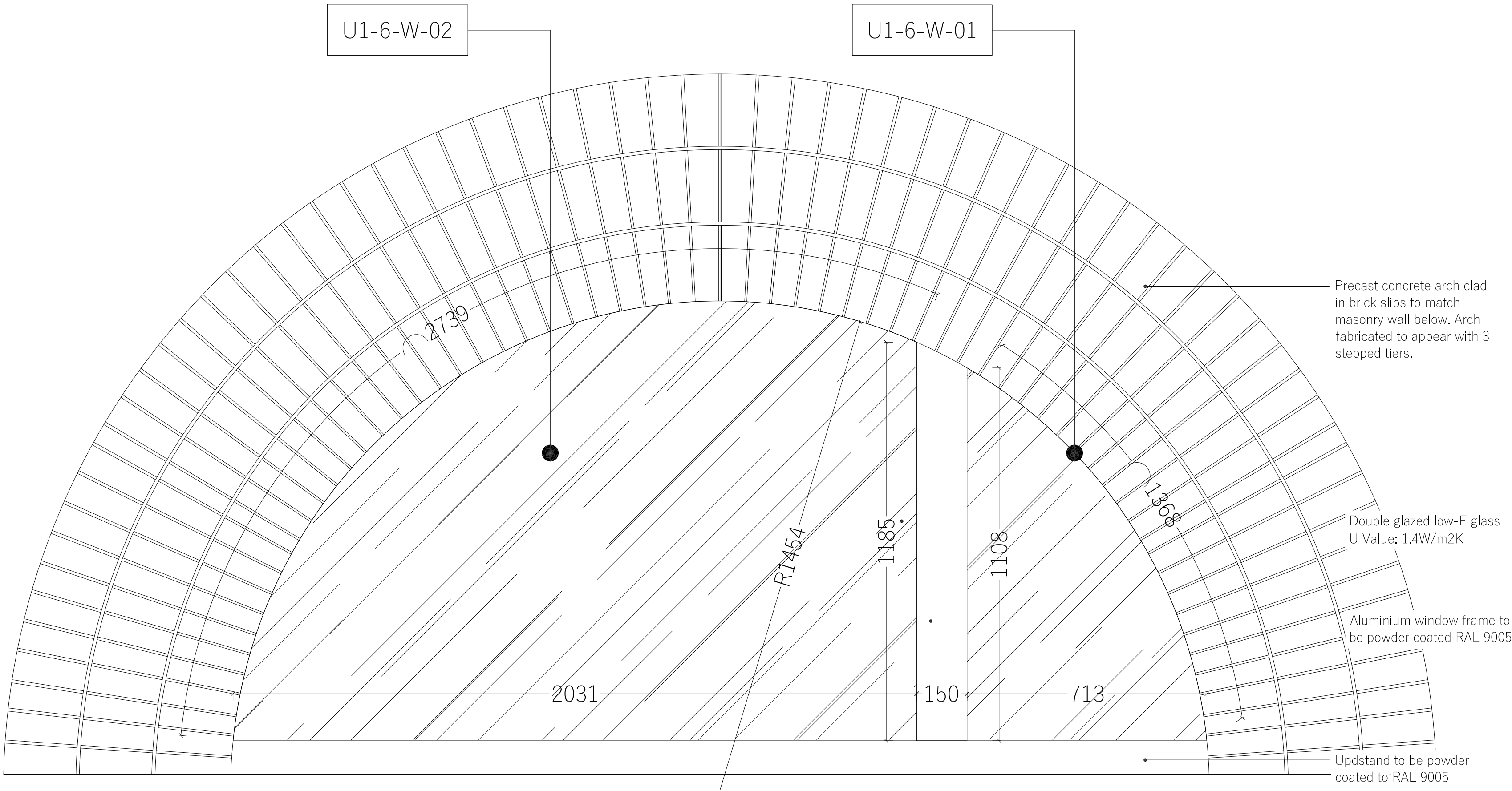
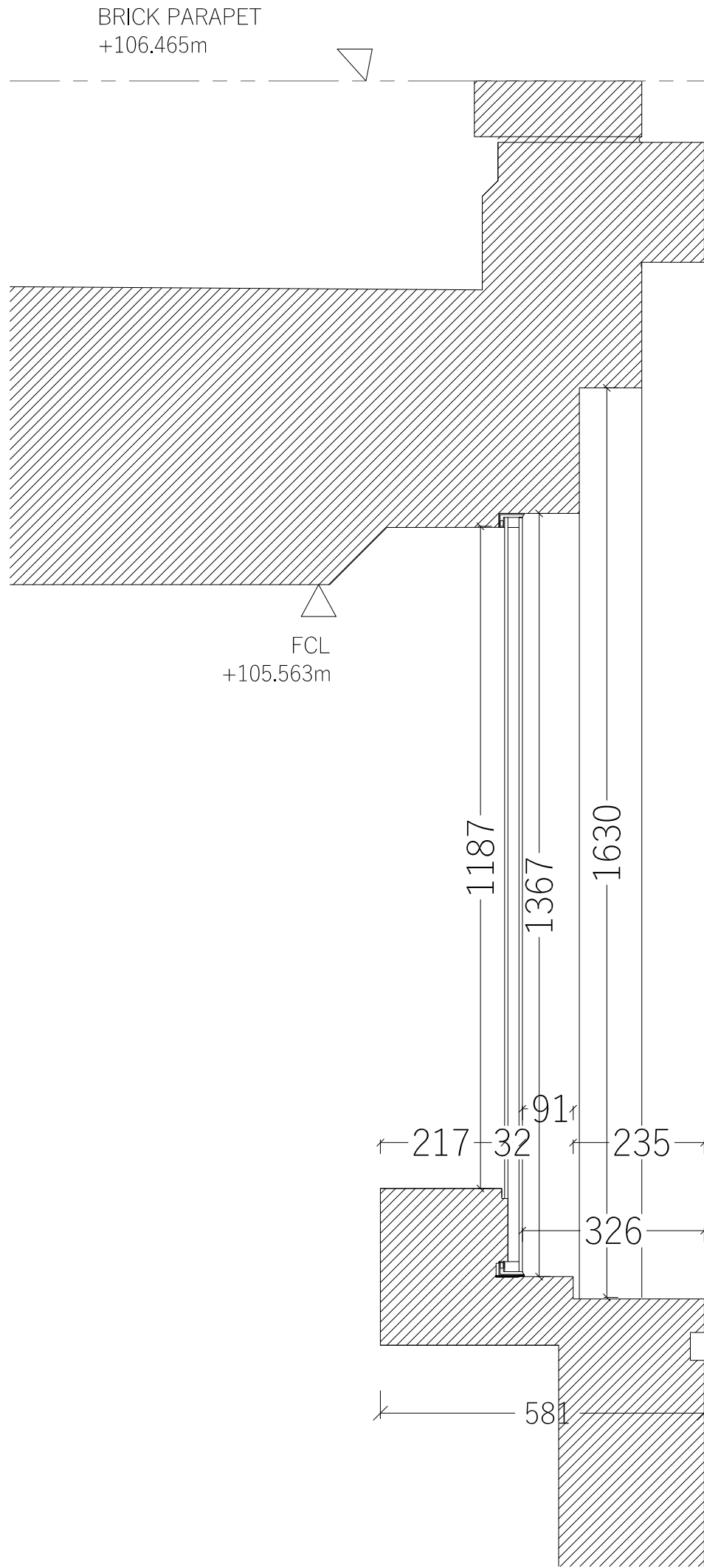


UNITS:	1 to 6
CODE:	U1-6-W-01
TYPE:	FIXED
QUANTITY:	x 6

UNITS:	1 to 6
CODE:	U1-6-W-02
TYPE:	FIXED
QUANTITY:	x 6



01 - WINDOW PLAN
CLEAR
STOREY



02 - WINDOW SECTION
CLEAR
STOREY

DO NOT SCALE FROM THIS DRAWING.
The contractor shall check and verify all dimensions on site and report any discrepancies in writing to the architect before proceeding with work.

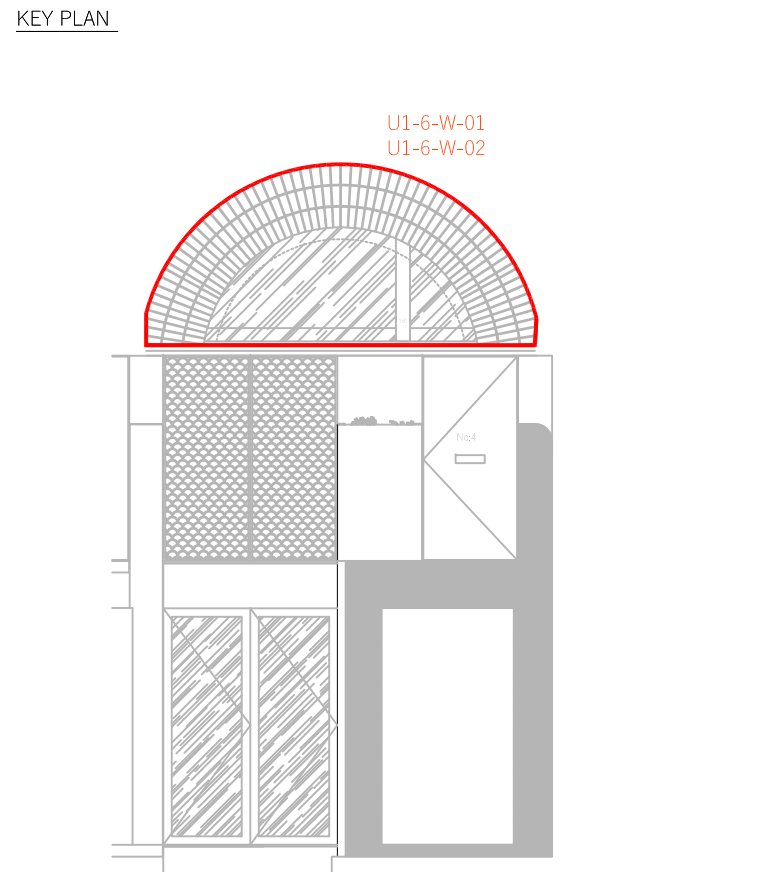
FOR ELECTRONIC DATA USE
Electronic data/drawings are issued as "read only" and should not be interrogated for measurement. All dimensions and levels should be read only from those values stated in text, on the drawing.

AREA MEASUREMENT
The areas are approximate and can only be verified by a detailed dimensional survey of the completed building. Any decisions to be made on the basis of these predictions whether as to project viability, pre-letting, lease agreements or the like should include due allowance for the increases and decreases inherent in the design development and building processes. Figures relate to the likely areas of the building at the current state of the design and using Gross External Area (GEA), Gross Internal Area (GIA) and Net Internal Area (NIA) method of measurement from the Code of Measuring Practice, 5th edition (RICS code of practice). All areas are subject to Town Planning and Conservation Area Consent, and detailed Rights to Light analysis.

NOTES:

REFER TO THE ACCOMPANYING DOOR AND WINDOW SPREADSHEET FOR FURTHER SPECIFICATION DETAILS ON THE DOORS AND WINDOWS.

FOR INFO ON INTERNAL DOORS REFER TO THE SPREADSHEET AND TYPICAL INTERNAL DOOR DETAILS SET: 0067_CD_DO_000 ONWARDS

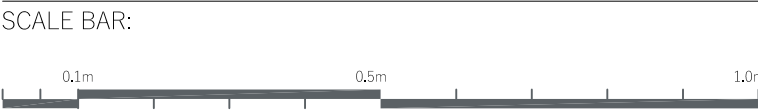


REVISION	DATE	COMMENT
----------	------	---------

PROJECT:
138 - 140 HIGHGATE ROAD
LONDON, NW5 1PB

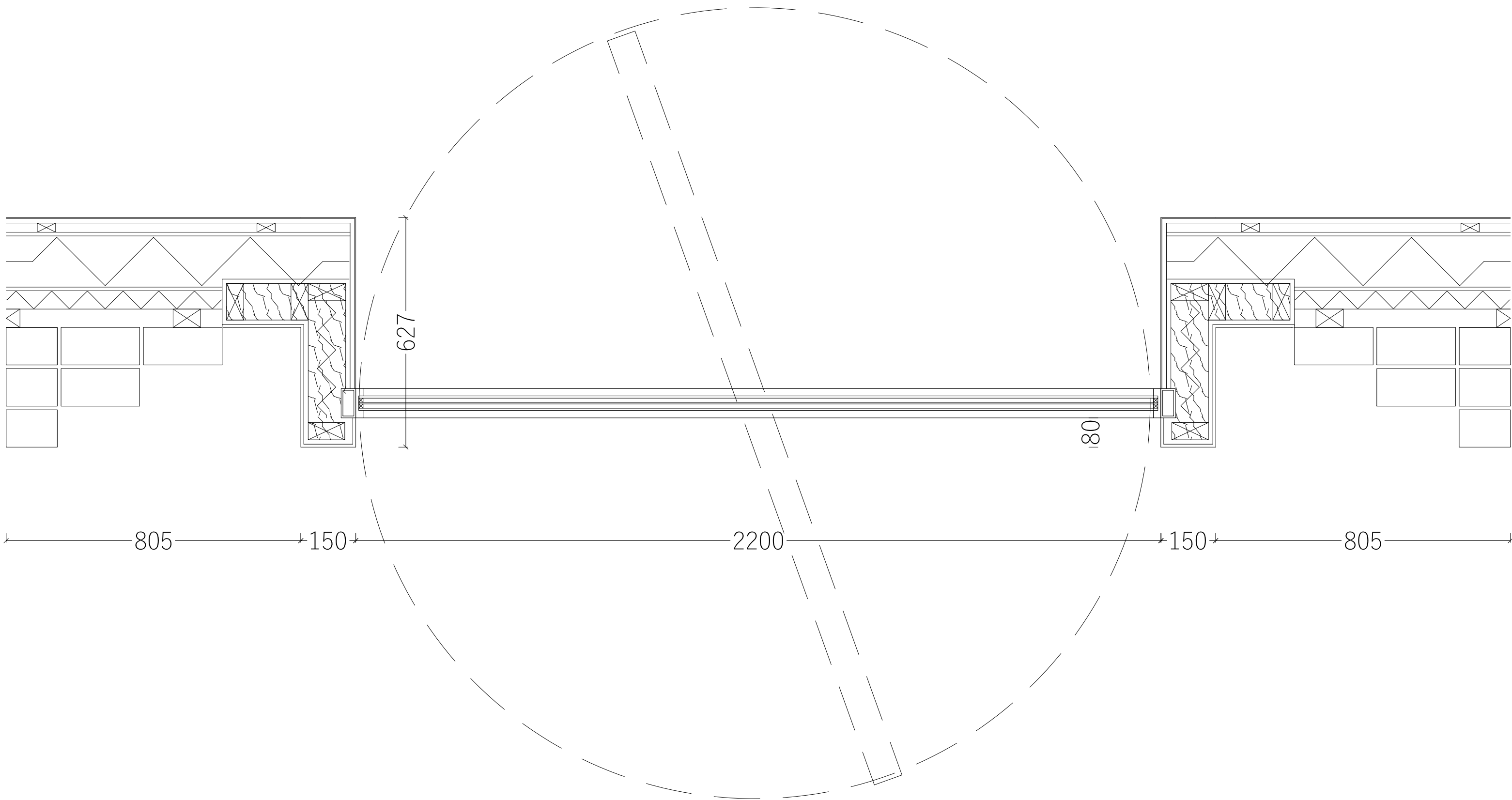
CLIENT:
DESIGN VENTURES
HIGHGATE LTD

DRAWING:
DOOR AND WINDOW
DRAWN SCHEDULE



DATE: 29.07.2021	SCALE: 1:10	DRAWN: DW	CHECK: DG
REASON FOR ISSUE: PLANNING		NORTH: N	
DRAWING NO: 0067_SC_DWS_001		REV: -	

UNITS:	1 to 6
CODE:	U1-6-D-05
TYPE:	FD30 PIVOT
QUANTITY:	x 6
DIMENSION:	2200 x 3165



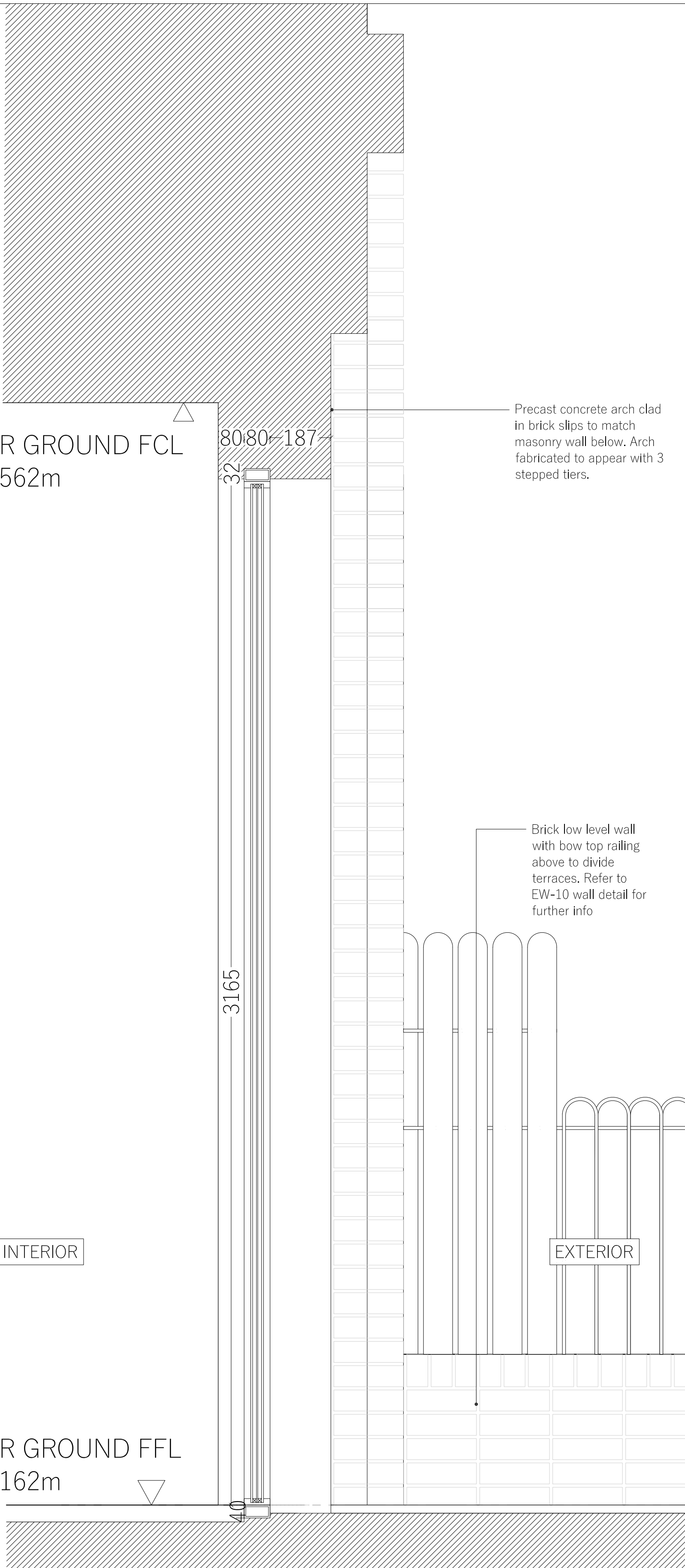
01 - WINDOW PLAN
PIVOT DOORS FACING HIGHGATE ROAD

UPPER GROUND FCL
+105.562m

INTERIOR

UPPER GROUND FFL
+102.162m

02 - WINDOW SECTION
PIVOT DOORS FACING HIGHGATE ROAD



Precast concrete arch clad
in brick slips to match
masonry wall below. Arch
fabricated to appear with 3
stepped tiers.

Brick low level wall
with bow top railing
above to divide
terraces. Refer to
EW-10 wall detail for
further info

EXTERIOR

DO NOT SCALE FROM THIS DRAWING.
The contractor shall check and verify all dimensions on site and report any discrepancies in writing to the architect before proceeding with work.

FOR ELECTRONIC DATA USE
Electronic data/drawings are issued as "read only" and should not be interrogated for measurement. All dimensions and levels should be read only from those values stated in text, on the drawing.

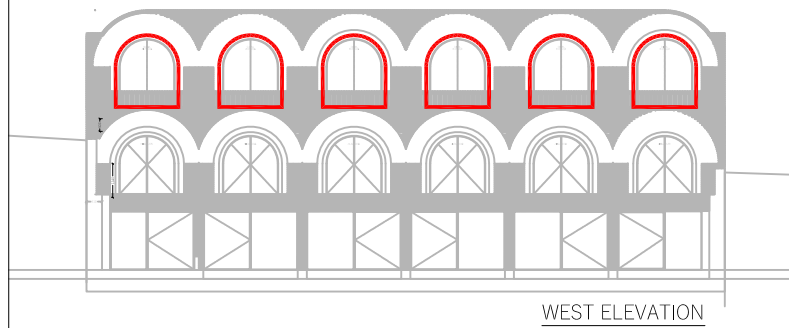
AREA MEASUREMENT
The areas are approximate and can only be verified by a detailed dimensional survey of the completed building. Any decisions to be made on the basis of these predictions whether as to project viability, pre-letting, lease agreements or the like should include due allowance for the increases and decreases inherent in the design development and building processes. Figures relate to the likely areas of the building at the current state of the design and using Gross External Area (GEA), Gross Internal Area (GIA) and Net Internal Area (NIA) method of measurement from the Code of Measuring Practice, 5th edition (RICS code of practice). All areas are subject to Town Planning and Conservation Area Consent, and detailed Rights to Light analysis.

NOTES:

REFER TO THE ACCOMPANYING DOOR
AND WINDOW SPREADSHEET FOR
FURTHER SPECIFICATION DETAILS ON
THE DOORS AND WINDOWS.

FOR INFO ON INTERNAL DOORS REFER
TO THE SPREADSHEET AND TYPICAL
INTERNAL DOOR DETAILS SET:
0067_CD_DO_000 ONWARDS

KEY PLAN

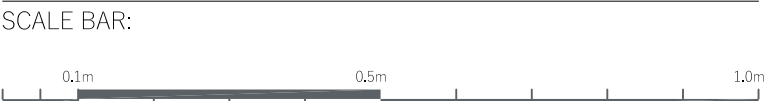


REVISION	DATE	COMMENT
----------	------	---------

PROJECT:
138 - 140 HIGHGATE ROAD
LONDON, NW5 1PB

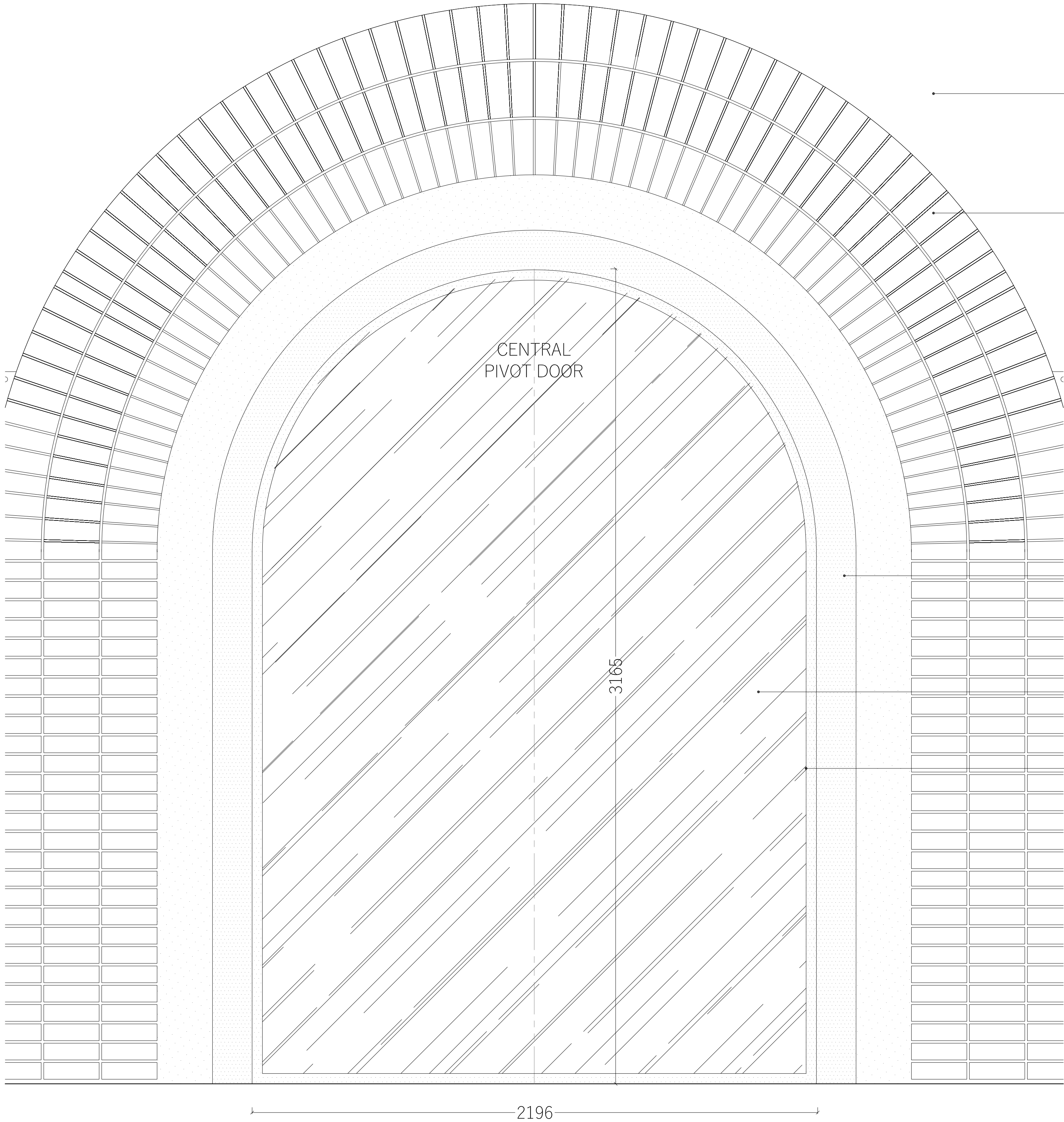
CLIENT:
DESIGN VENTURES
HIGHGATE LTD

DRAWING:
DOOR AND WINDOW
DRAWN SCHEDULE



DATE: 29.07.2021	SCALE: 1:10	DRAWN: DW	CHECK: DG
REASON FOR ISSUE: PLANNING		NORTH: 	
DRAWING NO: 0067_SC_DWS_002-01		REV: -	

UNITS:	1 to 6
CODE:	U1-6-D-05
TYPE:	FD30 PIVOT
QUANTITY:	x 6
DIMENSION:	2200 x 3165



01 - WINDOW ELEVATION
PIVOT DOORS FACING HIGHGATE ROAD

DO NOT SCALE FROM THIS DRAWING.
The contractor shall check and verify all dimensions on site and report any discrepancies in writing to the architect before proceeding with work.

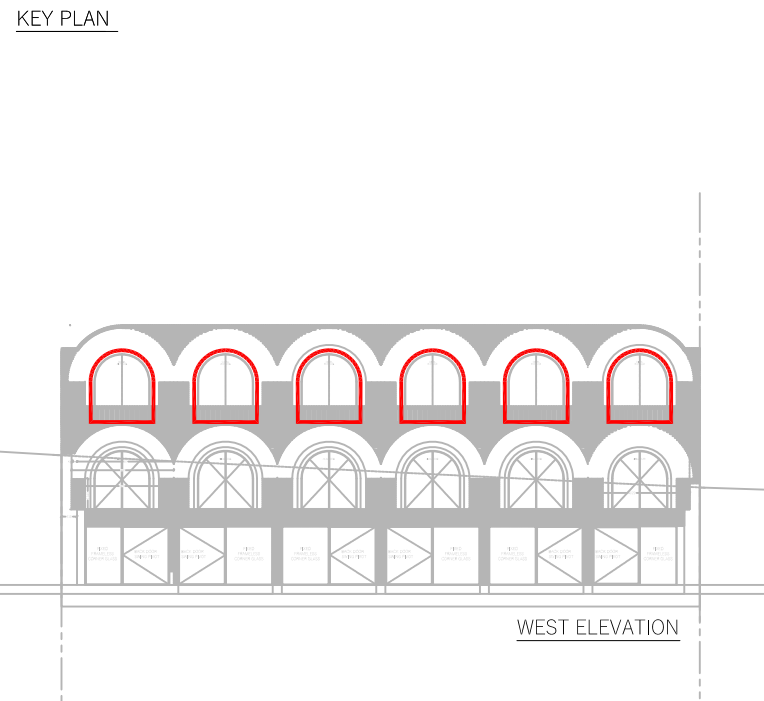
FOR ELECTRONIC DATA USE
Electronic data/drawings are issued as "read only" and should not be interrogated for measurement. All dimensions and levels should be read only from those values stated in text, on the drawing.

AREA MEASUREMENT
The areas are approximate and can only be verified by a detailed dimensional survey of the completed building. Any decisions to be made on the basis of these predictions whether as to project viability, pre-letting, lease agreements or the like should include due allowance for the increases and decreases inherent in the design development and building processes. Figures relate to the likely areas of the building at the current state of the design and using Gross External Area (GEA), Gross Internal Area (GIA) and Net Internal Area (NIA) method of measurement from the Code of Measuring Practice, 5th edition (RICS code of practice). All areas are subject to Town Planning and Conservation Area Consent, and detailed Rights to Light analysis.

NOTES:

REFER TO THE ACCOMPANYING DOOR AND WINDOW SPREADSHEET FOR FURTHER SPECIFICATION DETAILS ON THE DOORS AND WINDOWS.

FOR INFO ON INTERNAL DOORS REFER TO THE SPREADSHEET AND TYPICAL INTERNAL DOOR DETAILS SET: 0067_CD_DO_000 ONWARDS



REVISION	DATE	COMMENT
----------	------	---------

PROJECT:

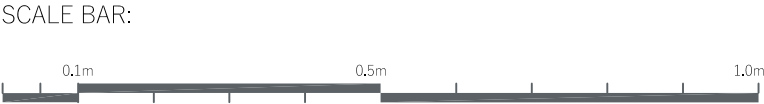
138 - 140 HIGHGATE ROAD
LONDON, NW5 1PB

CLIENT:

DESIGN VENTURES
HIGHGATE LTD

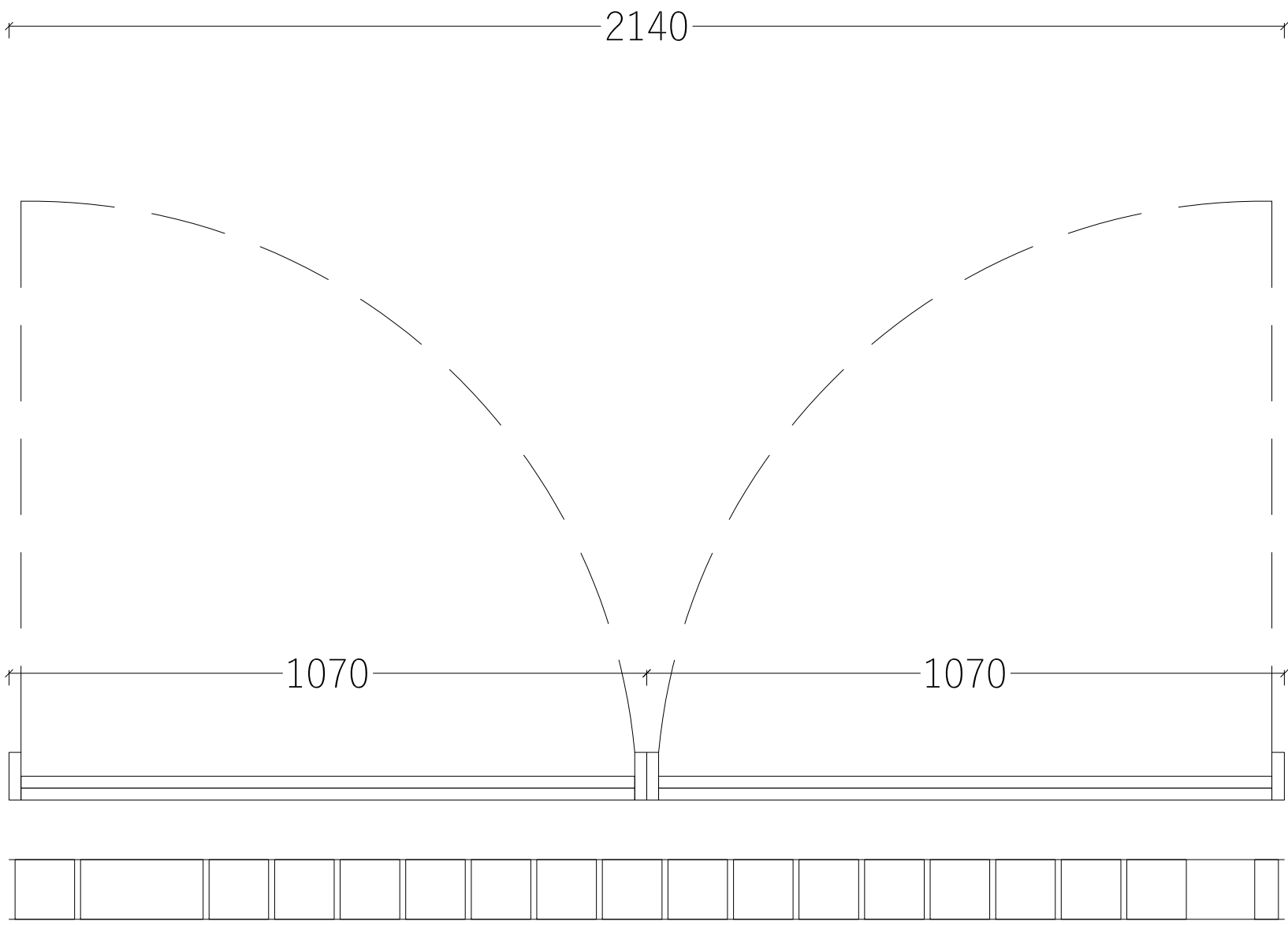
DRAWING:

DOOR AND WINDOW
DRAWN SCHEDULE

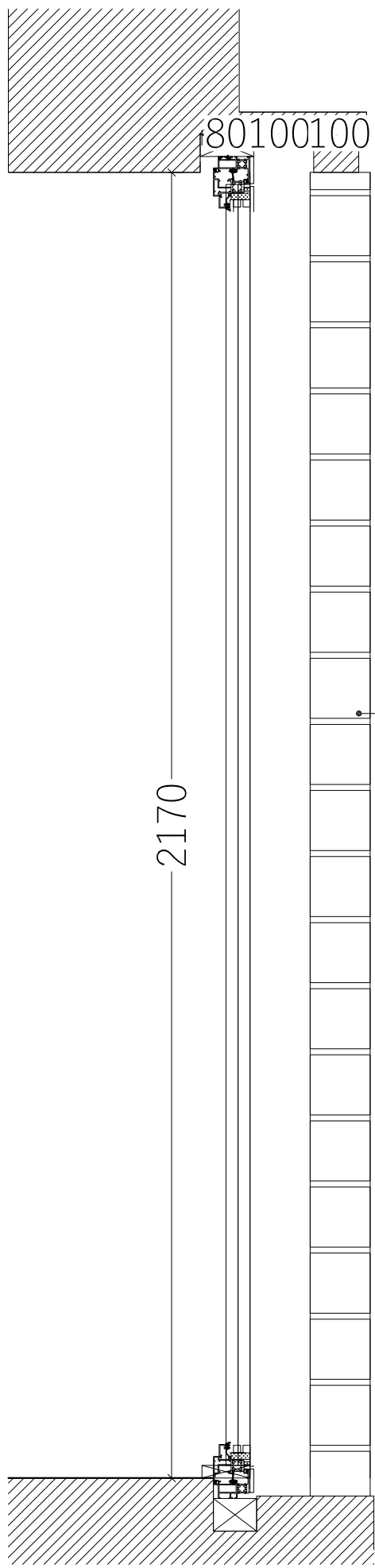


DATE: 29.07.2021	SCALE: 1:10	DRAWN: DW	CHECK: DG
REASON FOR ISSUE: PLANNING		NORTH: 	
DRAWING NO: 0067_SC_DWS_002-02		REV: -	


UNITS:	1
CODE:	U1-D-06
TYPE:	DOORS
QUANTITY:	x 1
DIMENSION:	2140 x 2170



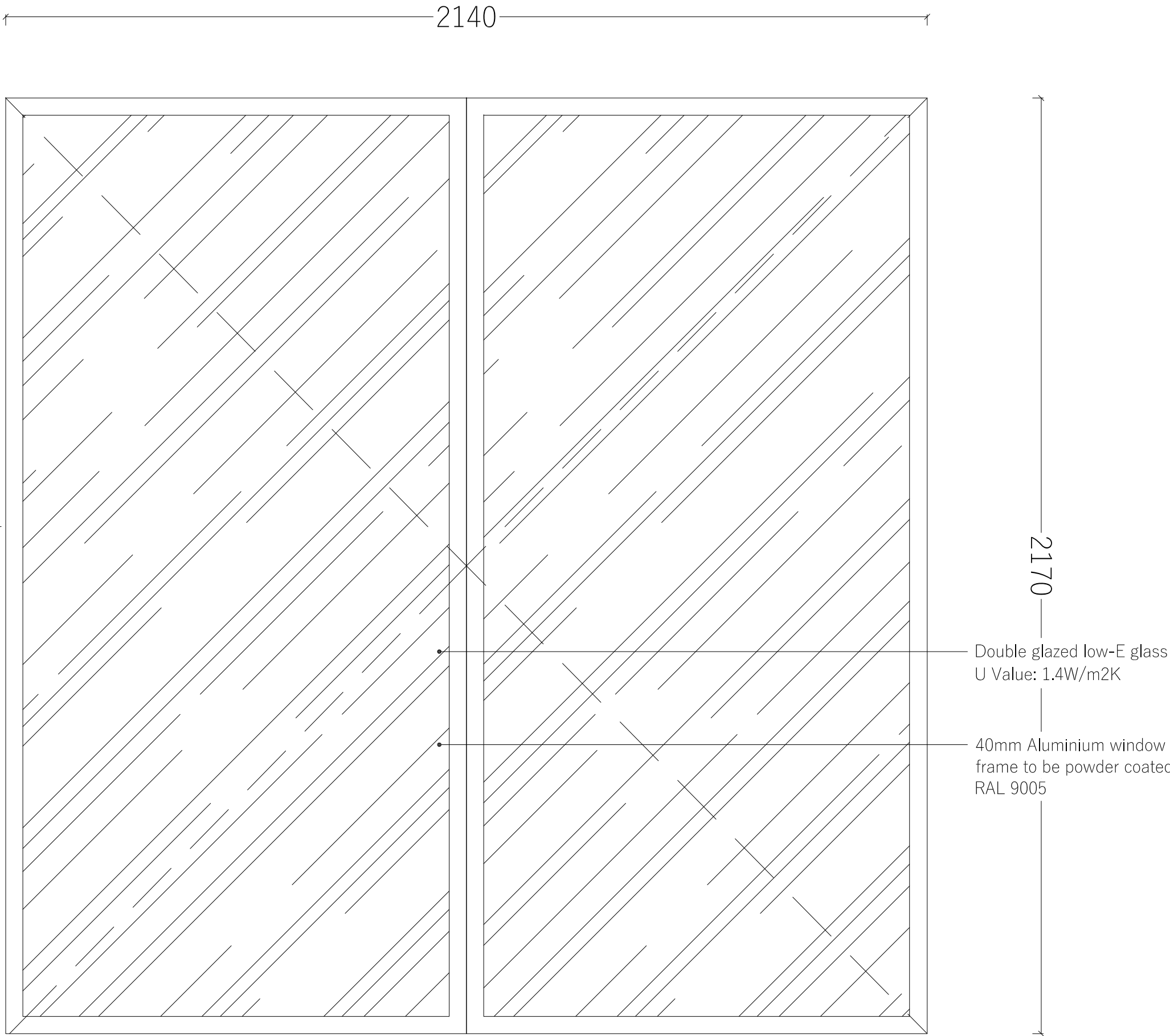
01 - WINDOW PLAN
FRENCH DOORS ONTO COLLEGE LANE



02 - WINDOW SECTION
FRENCH DOORS ONTO COLLEGE LANE



02 - WINDOW ELEVATION
SCREEN OVER DOOR



03 - WINDOW ELEVATION
FRENCH DOORS ONTO COLLEGE LANE

DO NOT SCALE FROM THIS DRAWING.
The contractor shall check and verify all dimensions on site and report any discrepancies in writing to the architect before proceeding with work.

FOR ELECTRONIC DATA USE
Electronic data/drawings are issued as "read only" and should not be interrogated for measurement. All dimensions and levels should be read only from those values stated in text, on the drawing.

AREA MEASUREMENT
The areas are approximate and can only be verified by a detailed dimensional survey of the completed building. Any decisions to be made on the basis of these predictions whether as to project viability, pre-letting, lease agreements or the like should include due allowance for the increases and decreases inherent in the design development and building processes. Figures relate to the likely areas of the building at the current state of the design and using Gross External Area (GEA), Gross Internal Area (GIA) and Net Internal Area (NIA) method of measurement from the Code of Measuring Practice, 5th edition (RICS code of practice). All areas are subject to Town Planning and Conservation Area Consent, and detailed Rights to Light analysis.

NOTES:

REFER TO THE ACCOMPANYING DOOR AND WINDOW SPREADSHEET FOR FURTHER SPECIFICATION DETAILS ON THE DOORS AND WINDOWS.

FOR INFO ON INTERNAL DOORS REFER TO THE SPREADSHEET AND TYPICAL INTERNAL DOOR DETAILS SET: 0067_CD_DO_000 ONWARDS

KEY PLAN

REVISION	DATE	COMMENT

PROJECT:

138 - 140 HIGHGATE ROAD
LONDON, NW5 1PB

CLIENT:

DESIGN VENTURES
HIGHGATE LTD

DRAWING:

DOOR AND WINDOW
DRAWN SCHEDULE

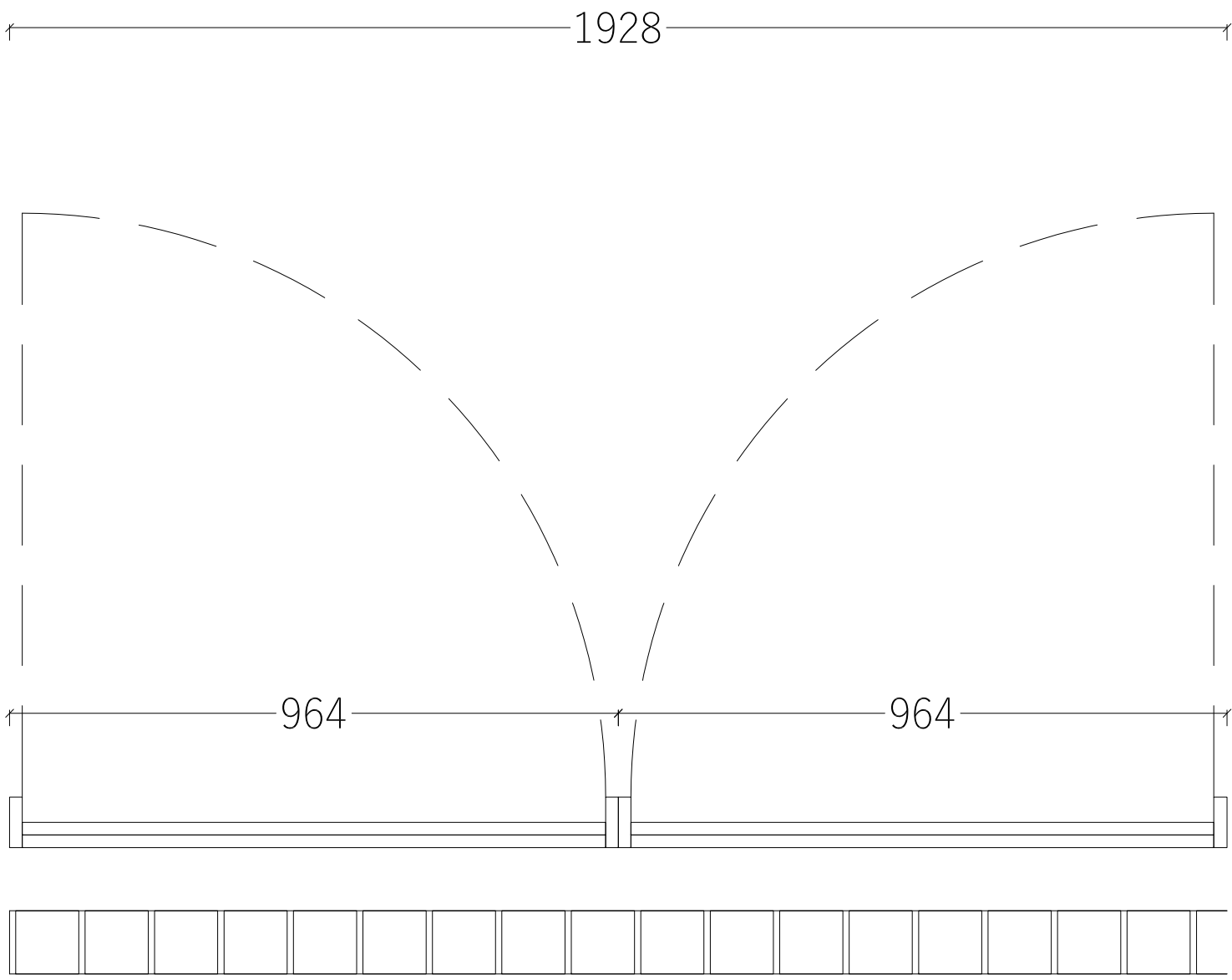
SCALE BAR:

DATE:	SCALE:	DRAWN:	CHECK:
29.07.2021	1:10	DW	DG
REASON FOR ISSUE:		NORTH:	
PLANNING			
DRAWING NO:		REV:	
0067_SC_DWS_003		-	

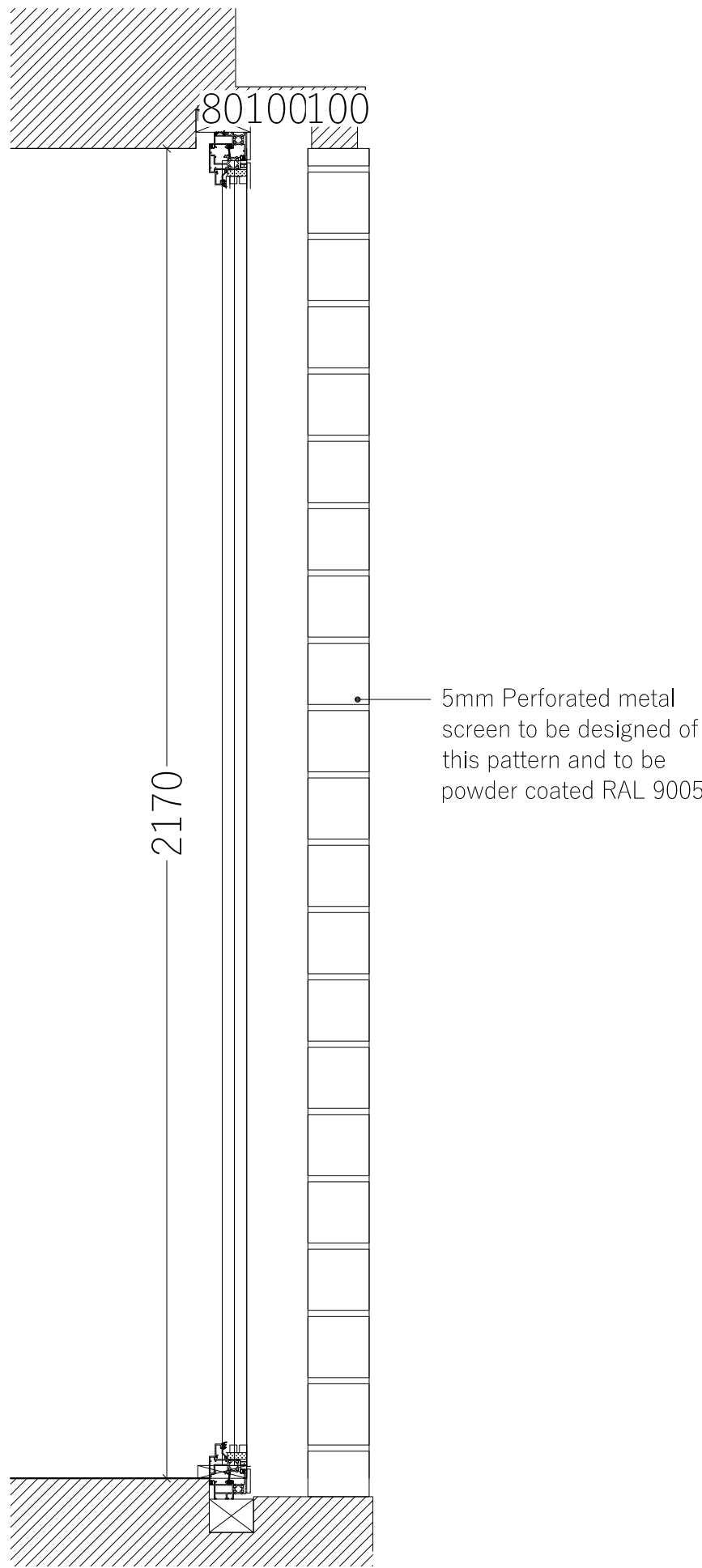
DHHaus®

THE DHHAUS COMPANY LIMITED | UNIT 13, OLD DAIRY COURT | 17 ORCHARD HILL, LONDON N4 4AP
info@dhhaus.com


UNITS:	2 to 6
CODE:	U2-6-D-06
TYPE:	DOORS
QUANTITY:	x 4
DIMENSION:	1928 x 2170



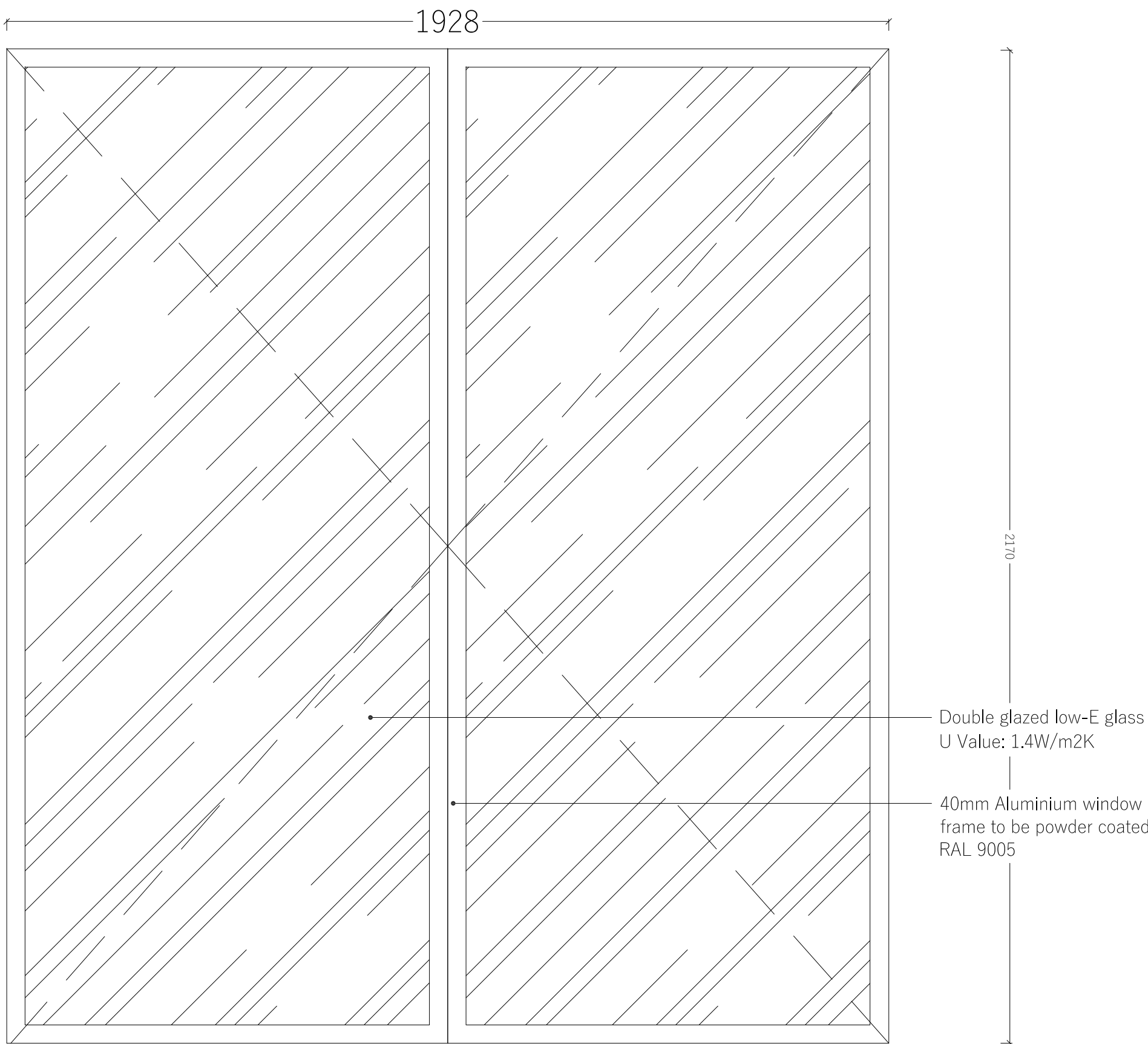
01 - WINDOW PLAN
FRENCH DOORS ONTO COLLEGE LANE



02 - WINDOW SECTION
FRENCH DOORS ONTO COLLEGE LANE



02 - WINDOW ELEVATION
SCREEN OVER DOOR



03 - WINDOW ELEVATION
FRENCH DOORS ONTO COLLEGE LANE

DO NOT SCALE FROM THIS DRAWING.
The contractor shall check and verify all dimensions on site and report any discrepancies in writing to the architect before proceeding with work.

FOR ELECTRONIC DATA USE
Electronic data/drawings are issued as "read only" and should not be interrogated for measurement. All dimensions and levels should be read only from those values stated in text, on the drawing.

AREA MEASUREMENT
The areas are approximate and can only be verified by a detailed dimensional survey of the completed building. Any decisions to be made on the basis of these predictions whether as to project viability, pre-letting, lease agreements or the like should include due allowance for the increases and decreases inherent in the design development and building processes. Figures relate to the likely areas of the building at the current state of the design and using Gross External Area (GEA), Gross Internal Area (GIA) and Net Internal Area (NIA) method of measurement from the Code of Measuring Practice, 5th edition (RICS code of practice). All areas are subject to Town Planning and Conservation Area Consent, and detailed Rights to Light analysis.

NOTES:

REFER TO THE ACCOMPANYING DOOR AND WINDOW SPREADSHEET FOR FURTHER SPECIFICATION DETAILS ON THE DOORS AND WINDOWS.

FOR INFO ON INTERNAL DOORS REFER TO THE SPREADSHEET AND TYPICAL INTERNAL DOOR DETAILS SET: 0067_CD_DO_000 ONWARDS

KEY PLAN

REVISION	DATE	COMMENT

PROJECT:

138 - 140 HIGHGATE ROAD
LONDON, NW5 1PB

CLIENT:

DESIGN VENTURES
HIGHGATE LTD

DRAWING:

DOOR AND WINDOW
DRAWN SCHEDULE

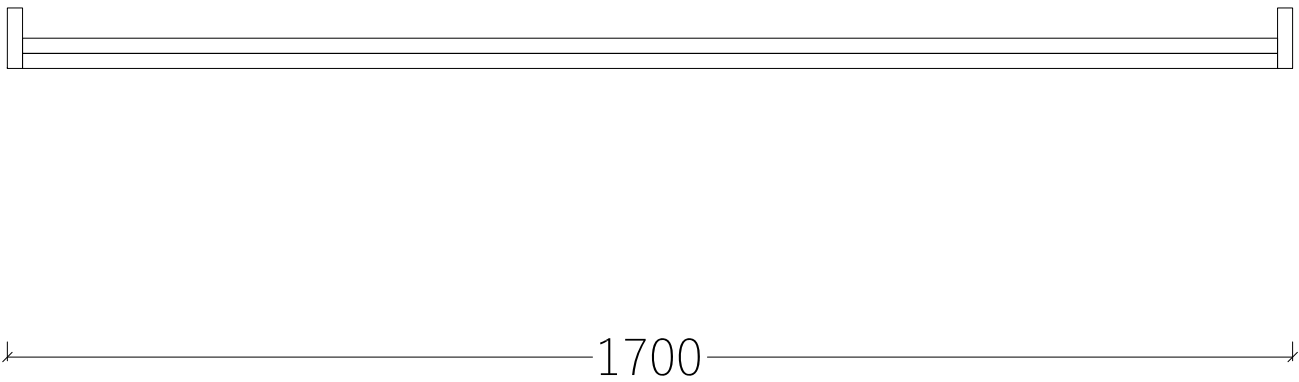
SCALE BAR:

DATE: 29.07.2021	SCALE: 1:10	DRAWN: DW	CHECK: DG
REASON FOR ISSUE: PLANNING		NORTH: 	
DRAWING NO: 0067_SC_DWS_004		REV: -	


DHHaus®

THE DHAUS COMPANY LIMITED | UNIT 13, OLD DARRY COURT | 17 ORDOUGH HILL, LONDON N4 4AP
info@dhaus.com

UNITS:	6
CODE:	U6-W-04
TYPE:	FIXED
QUANTITY:	x 1
DIMENSION:	1700 x 4302




01 - WINDOW PLAN
UP & OVER WINDOW TO SOUTH ELEVATION



02 - WINDOW SECTION
UP & OVER WINDOW TO SOUTH ELEVATION

Double glazed low-E glass
U Value: 1.4W/m2K

Concealed 20mm
Aluminium window frame



03 - WINDOW ELEVATION
UP & OVER WINDOW TO SOUTH ELEVATION

DO NOT SCALE FROM THIS DRAWING.
The contractor shall check and verify all dimensions on site and report any discrepancies in writing to the architect before proceeding with work.

FOR ELECTRONIC DATA USE
Electronic data/drawings are issued as "read only" and should not be interrogated for measurement. All dimensions and levels should be read only from those values stated in text, on the drawing.

AREA MEASUREMENT
The areas are approximate and can only be verified by a detailed dimensional survey of the completed building. Any decisions to be made on the basis of these predictions whether as to project viability, pre-letting, lease agreements or the like should include due allowance for the increases and decreases inherent in the design development and building processes. Figures relate to the likely areas of the building at the current state of the design and using Gross External Area (GEA), Gross Internal Area (GIA) and Net Internal Area (NIA) method of measurement from the Code of Measuring Practice, 5th edition (RICS code of practice). All areas are subject to Town Planning and Conservation Area Consent, and detailed Rights to Light analysis.

NOTES:

REFER TO THE ACCOMPANYING DOOR AND WINDOW SPREADSHEET FOR FURTHER SPECIFICATION DETAILS ON THE DOORS AND WINDOWS.

FOR INFO ON INTERNAL DOORS REFER TO THE SPREADSHEET AND TYPICAL INTERNAL DOOR DETAILS SET: 0067_CD_DO_000 ONWARDS

KEY PLAN

SOUTH ELEVATION

REVISION	DATE	COMMENT
----------	------	---------

PROJECT:

138 - 140 HIGHGATE ROAD
LONDON, NW5 1PB

CLIENT:

DESIGN VENTURES
HIGHGATE LTD

DRAWING:

DOOR AND WINDOW
DRAWN SCHEDULE

SCALE BAR:

DATE:	SCALE:	DRAWN:	CHECK:
29.07.2021	1:10	DW	DG

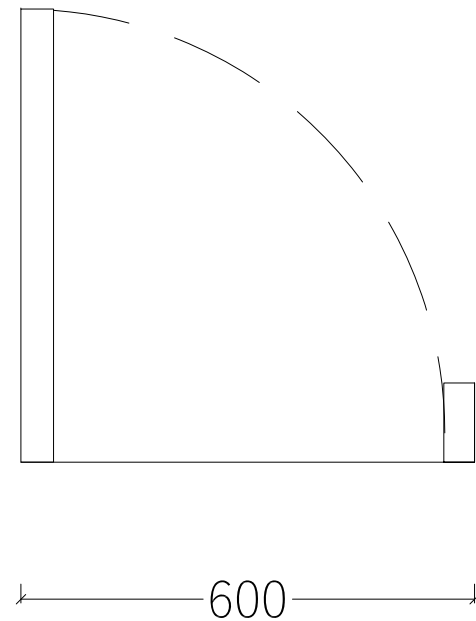
REASON FOR ISSUE:	NORTH:
PLANNING	

DRAWING NO:	REV:
0067_SC_DWS_005	-


DHaus[®]

THE DHAUS COMPANY LIMITED | UNIT 13, OLD DARRY COURT | 17 ORCHARD HILL, LONDON N4 6AP
info@dhaus.com

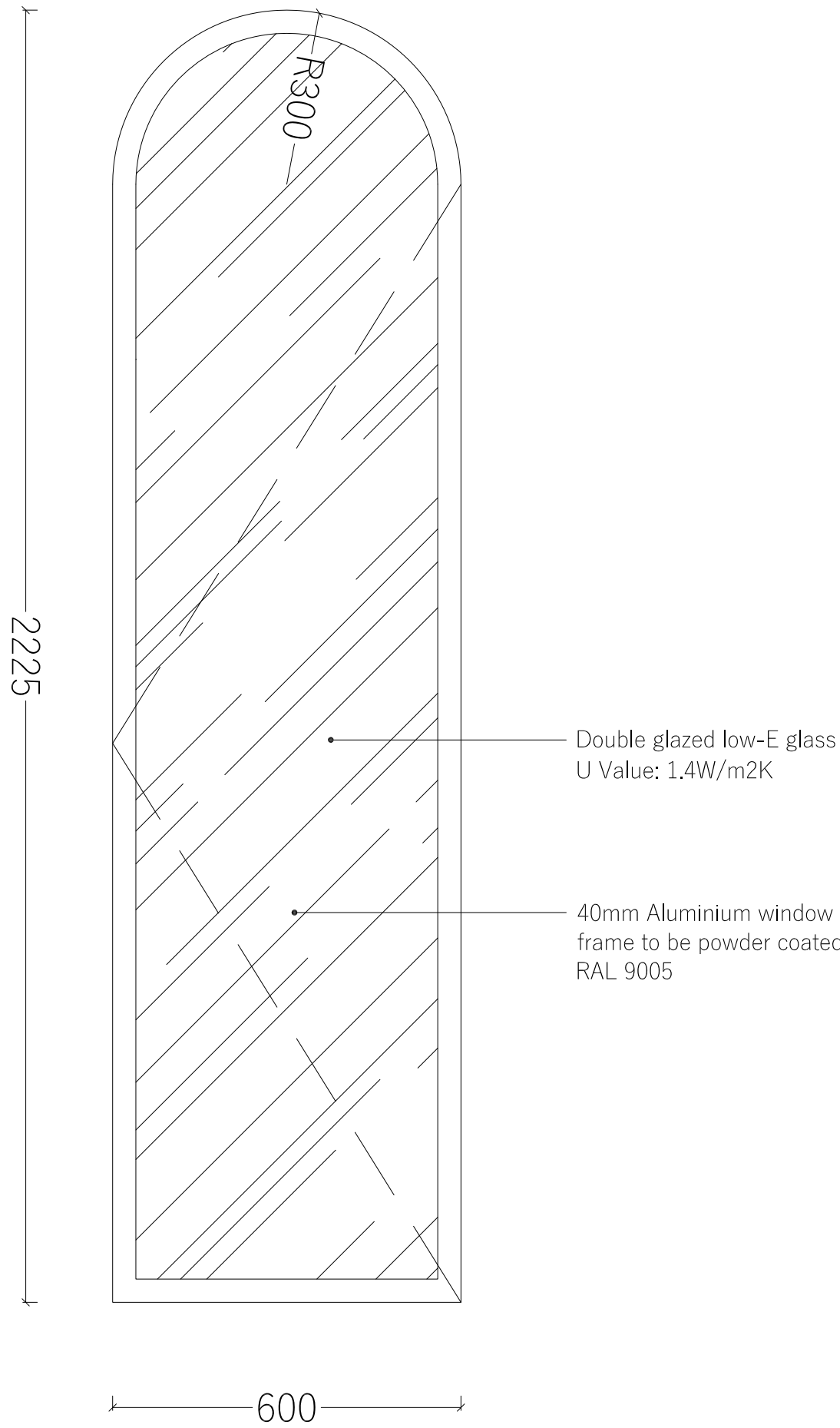
UNITS:	6
CODE:	U6-W-05
TYPE:	OPENING
QUANTITY:	x 1
DIMENSION:	600 x 2225



01 - WINDOW PLAN
BATHROOM WINDOW TO SOUTH ELEVATION



02 - WINDOW SECTION
BATHROOM WINDOW TO SOUTH ELEVATION



03 - WINDOW ELEVATION
BATHROOM WINDOW TO SOUTH ELEVATION

DO NOT SCALE FROM THIS DRAWING.
The contractor shall check and verify all dimensions on site and report any discrepancies in writing to the architect before proceeding with work.

FOR ELECTRONIC DATA USE
Electronic data/drawings are issued as "read only" and should not be interrogated for measurement. All dimensions and levels should be read only from those values stated in text, on the drawing.

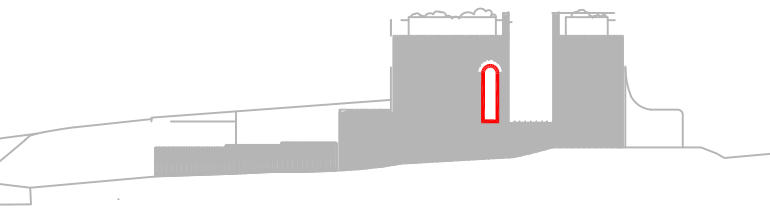
AREA MEASUREMENT
The areas are approximate and can only be verified by a detailed dimensional survey of the completed building. Any decisions to be made on the basis of these predictions whether as to project viability, pre-letting, lease agreements or the like should include due allowance for the increases and decreases inherent in the design development and building processes. Figures relate to the likely areas of the building at the current state of the design and using Gross External Area (GEA), Gross Internal Area (GIA) and Net Internal Area (NIA) method of measurement from the Code of Measuring Practice, 5th edition (RICS code of practice). All areas are subject to Town Planning and Conservation Area Consent, and detailed Rights to Light analysis.

NOTES:

REFER TO THE ACCOMPANYING DOOR AND WINDOW SPREADSHEET FOR FURTHER SPECIFICATION DETAILS ON THE DOORS AND WINDOWS.

FOR INFO ON INTERNAL DOORS REFER TO THE SPREADSHEET AND TYPICAL INTERNAL DOOR DETAILS SET: 0067_CD_DO_000 ONWARDS

KEY PLAN



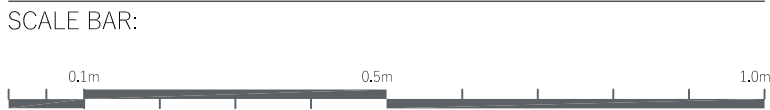
SOUTH ELEVATION

REVISION	DATE	COMMENT
----------	------	---------

PROJECT:
138 - 140 HIGHGATE ROAD
LONDON, NW5 1PB

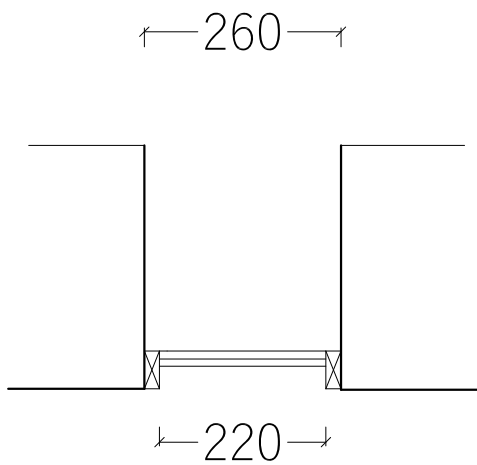
CLIENT:
DESIGN VENTURES
HIGHGATE LTD

DRAWING:
DOOR AND WINDOW
DRAWN SCHEDULE




DATE: 29.07.2021	SCALE: 1:10	DRAWN: DW	CHECK: DG
REASON FOR ISSUE: PLANNING		NORTH: 	
DRAWING NO: 0067_SC_DWS_006		REV: -	

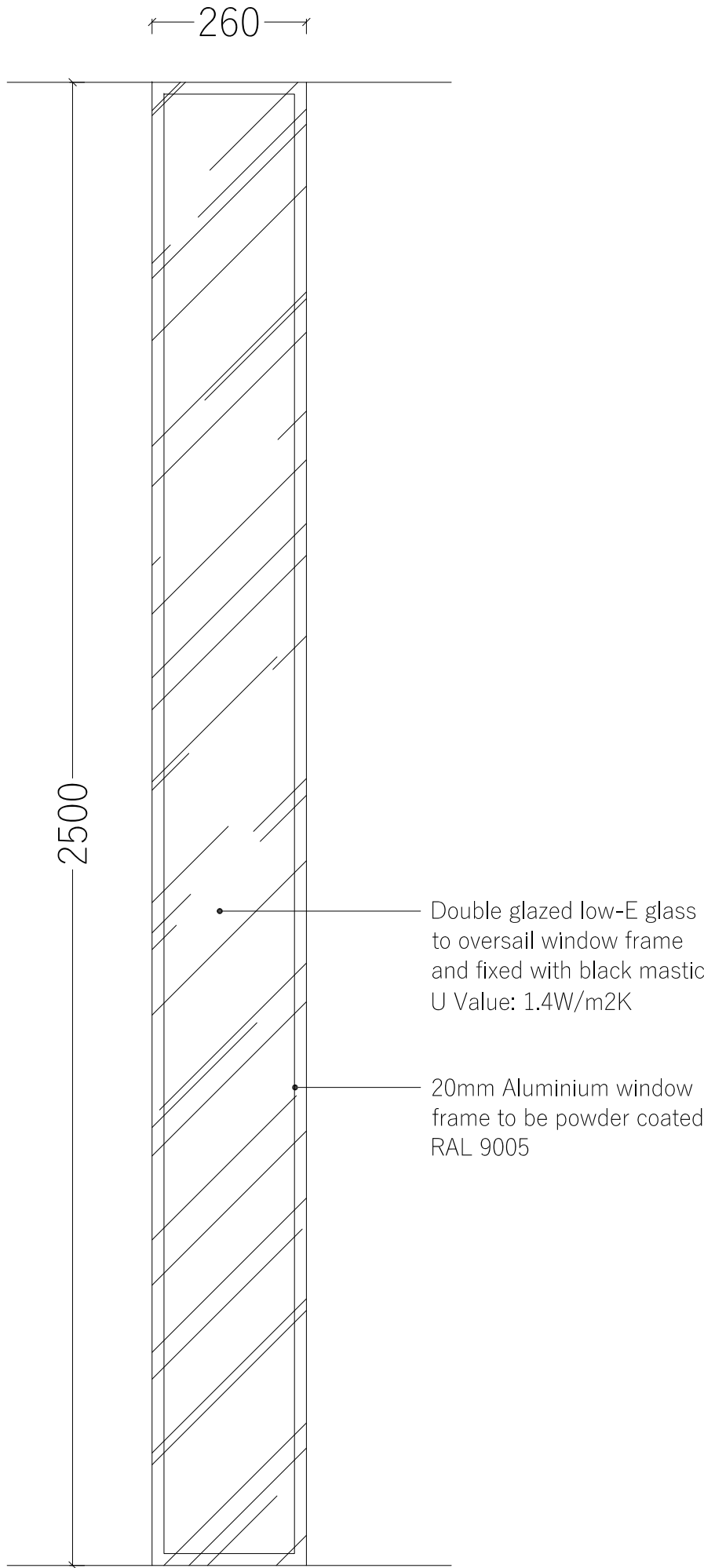
UNITS:	1 to 6
CODE:	U1-5-W-08 and U6-W-09
TYPE:	FIXED
QUANTITY:	x 6
DIMENSION:	260 x 2500



01 - WINDOW PLAN
FRAMELESS GLASS TO LOWER COURTYARD



02 - WINDOW SECTION
FRAMELESS GLASS TO LOWER COURTYARD



03 - WINDOW SECTION
FRAMELESS GLASS TO LOWER COURTYARD

DO NOT SCALE FROM THIS DRAWING.
The contractor shall check and verify all dimensions on site and report any discrepancies in writing to the architect before proceeding with work.

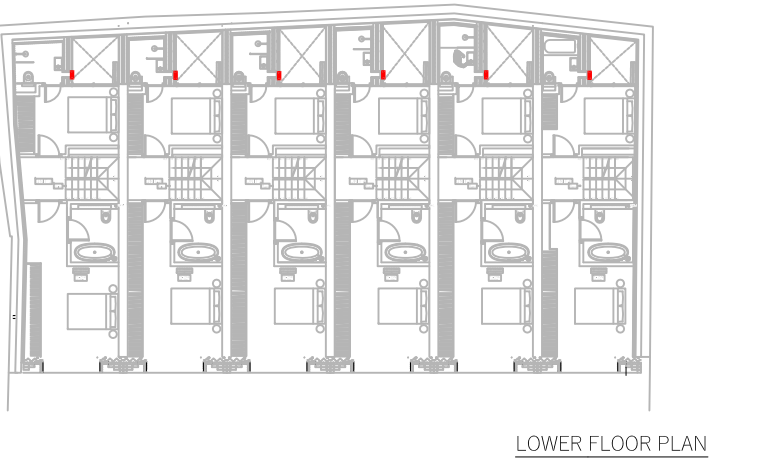
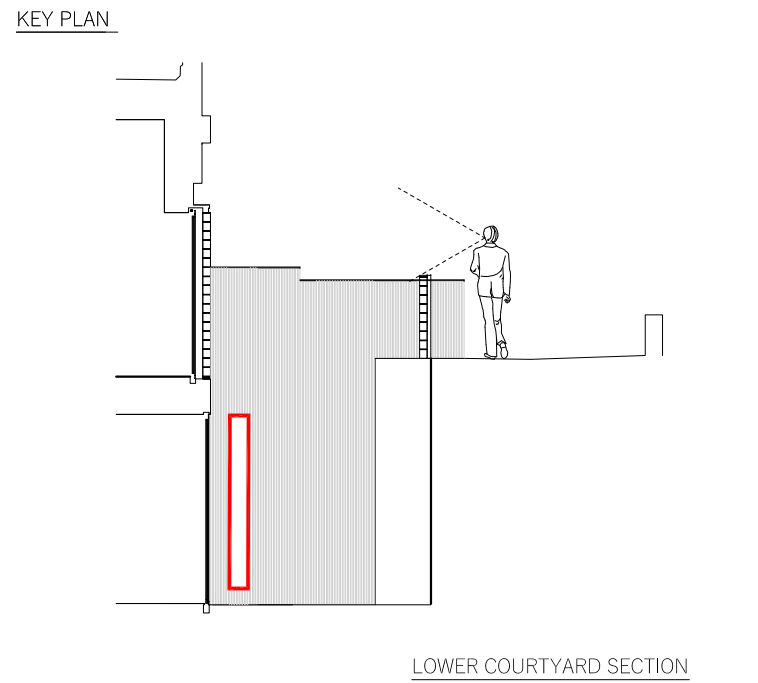
FOR ELECTRONIC DATA USE
Electronic data/drawings are issued as "read only" and should not be interrogated for measurement. All dimensions and levels should be read only from those values stated in text, on the drawing.

AREA MEASUREMENT
The areas are approximate and can only be verified by a detailed dimensional survey of the completed building. Any decisions to be made on the basis of these predictions whether as to project viability, pre-letting, lease agreements or the like should include due allowance for the increases and decreases inherent in the design development and building processes. Figures relate to the likely areas of the building at the current state of the design and using Gross External Area (GEA), Gross Internal Area (GIA) and Net Internal Area (NIA) method of measurement from the Code of Measuring Practice, 5th edition (RICS code of practice). All areas are subject to Town Planning and Conservation Area Consent, and detailed Rights to Light analysis.

NOTES:

REFER TO THE ACCOMPANYING DOOR AND WINDOW SPREADSHEET FOR FURTHER SPECIFICATION DETAILS ON THE DOORS AND WINDOWS.

FOR INFO ON INTERNAL DOORS REFER TO THE SPREADSHEET AND TYPICAL INTERNAL DOOR DETAILS SET: 0067_CD_DO_000 ONWARDS

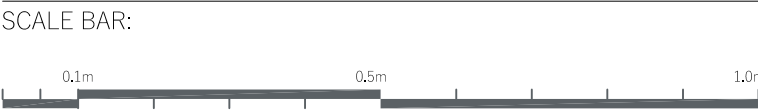


REVISION	DATE	COMMENT
----------	------	---------

PROJECT:
138 - 140 HIGHGATE ROAD
LONDON, NW5 1PB

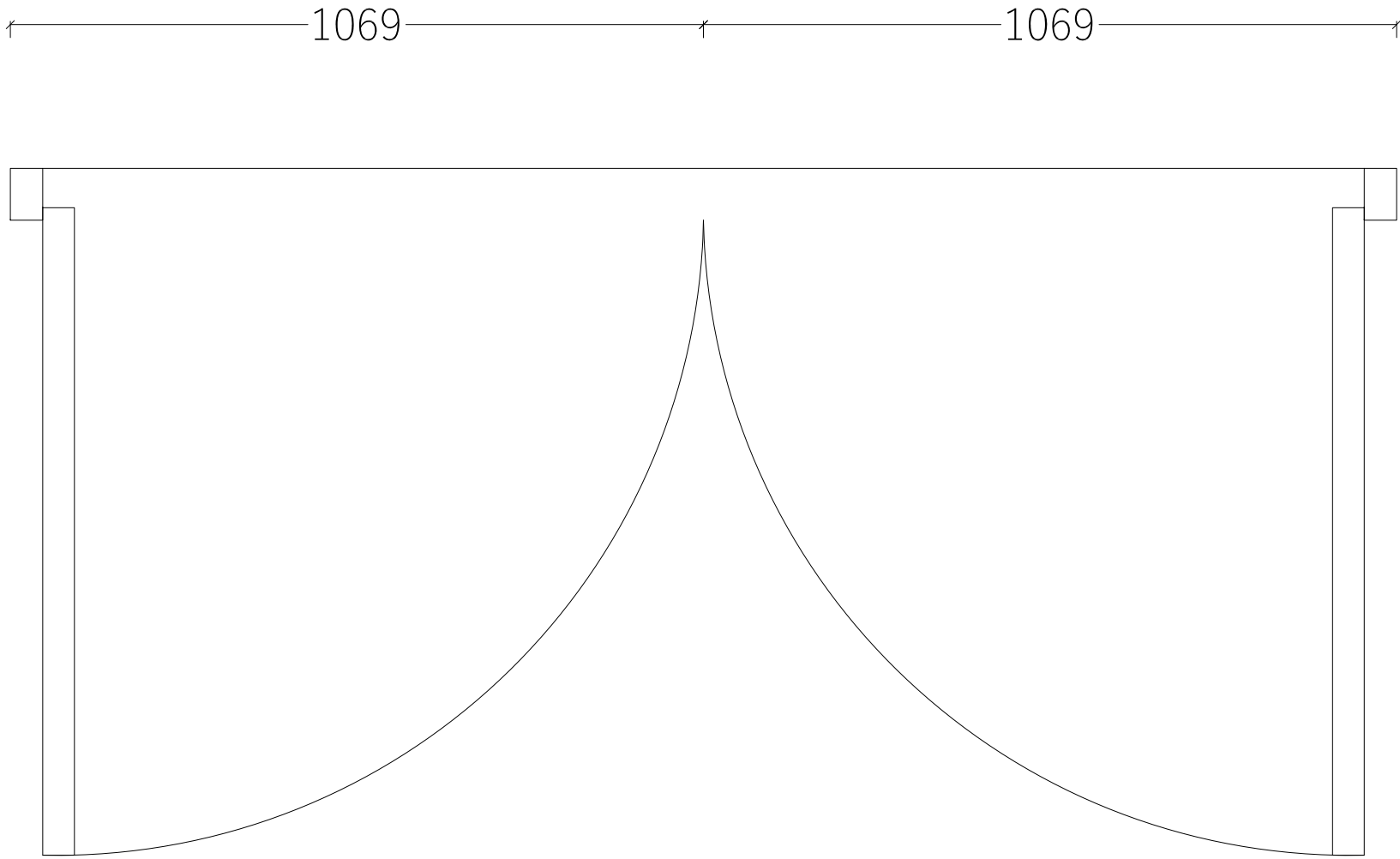
CLIENT:
DESIGN VENTURES
HIGHGATE LTD

DRAWING:
DOOR AND WINDOW
DRAWN SCHEDULE

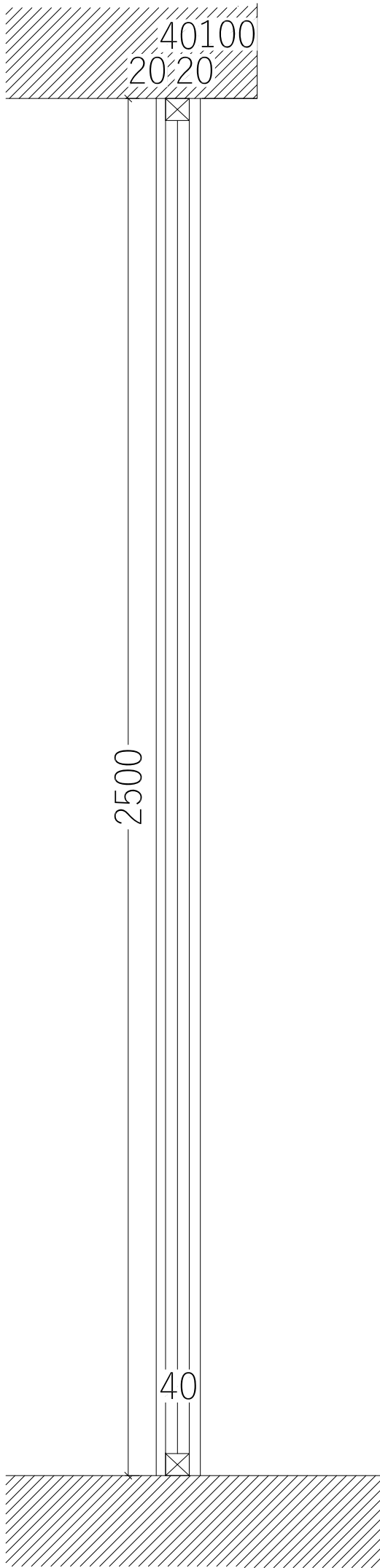


DATE: 29.07.2021	SCALE: 1:10	DRAWN: DW	CHECK: DG
REASON FOR ISSUE: PLANNING		NORTH: 	
DRAWING NO: 0067_SC_DWS_007		REV: -	

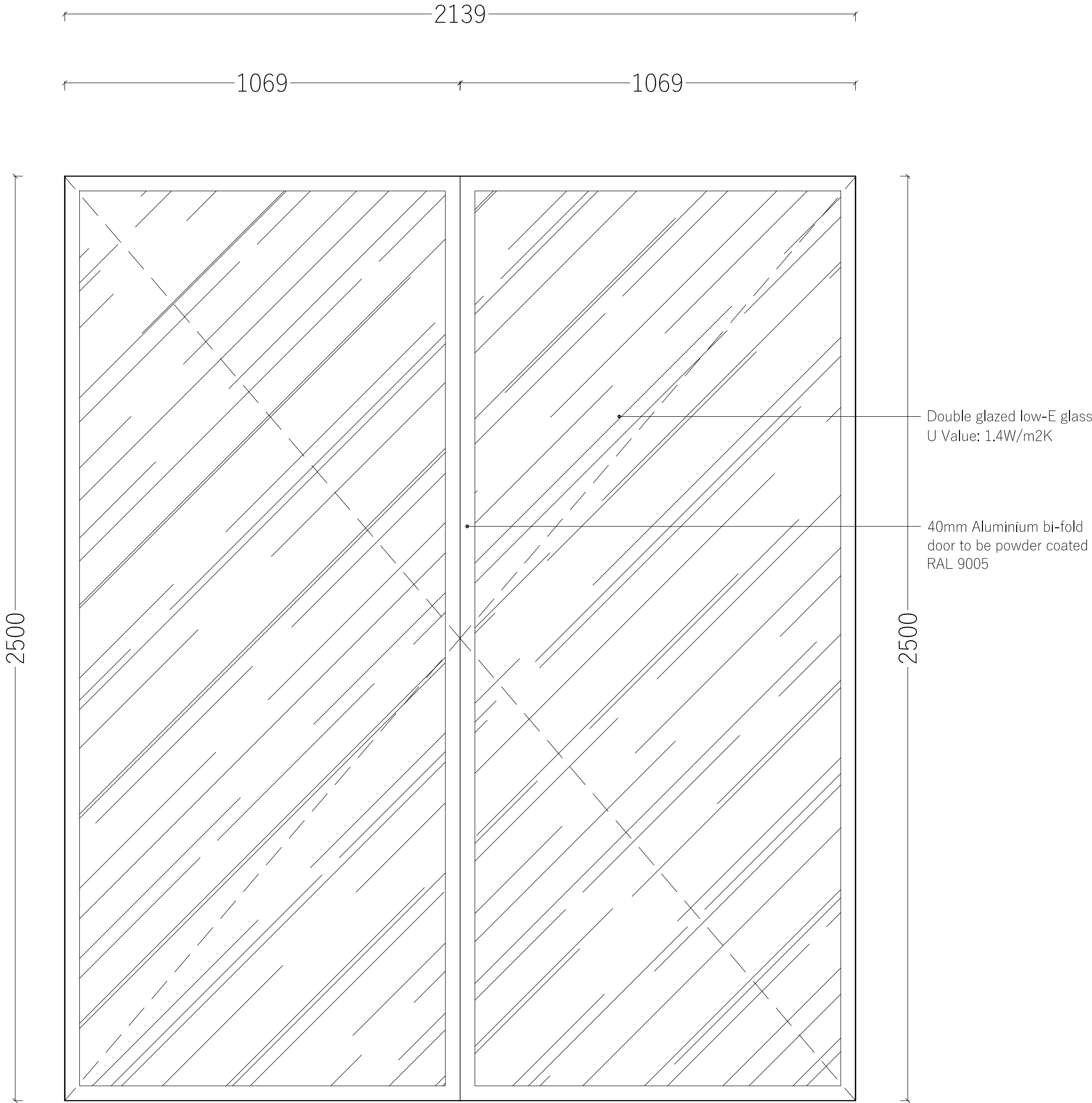
UNITS:	1
CODE:	U1-D-08
TYPE:	DOOR
QUANTITY:	x 1
DIMENSION:	2139 x 2500



01 - WINDOW PLAN
BI-FOLD DOORS TO LOWER COURTYARD



02 - WINDOW SECTION
BI-FOLD DOORS TO LOWER COURTYARD



03 - WINDOW ELEVATION
BI-FOLD DOORS TO LOWER COURTYARD

DO NOT SCALE FROM THIS DRAWING.
The contractor shall check and verify all dimensions on site and report any discrepancies in writing to the architect before proceeding with work.

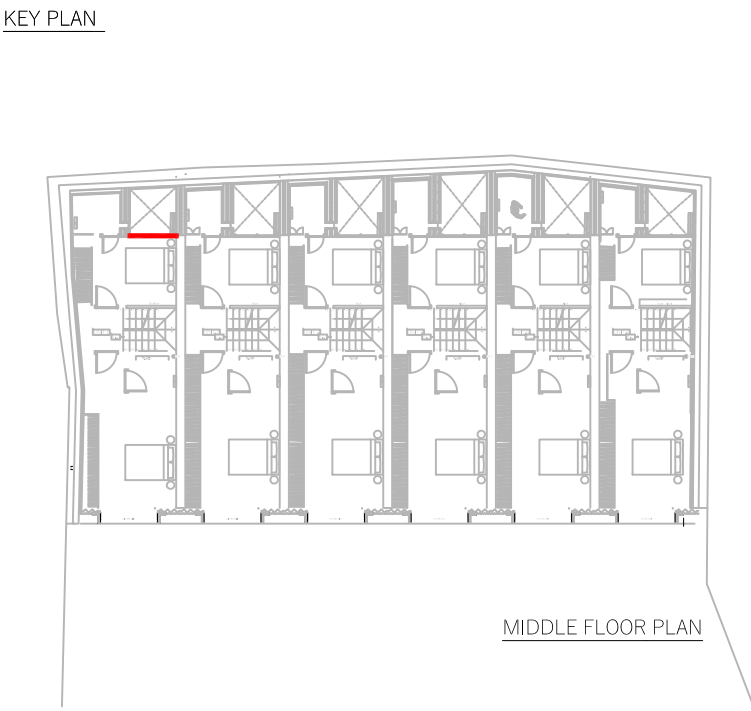
FOR ELECTRONIC DATA USE
Electronic data/drawings are issued as "read only" and should not be interrogated for measurement. All dimensions and levels should be read only from those values stated in text, on the drawing.

AREA MEASUREMENT
The areas are approximate and can only be verified by a detailed dimensional survey of the completed building. Any decisions to be made on the basis of these predictions whether as to project viability, pre-letting, lease agreements or the like should include due allowance for the increases and decreases inherent in the design development and building processes. Figures relate to the likely areas of the building at the current state of the design and using Gross External Area (GEA), Gross Internal Area (GIA) and Net Internal Area (NIA) method of measurement from the Code of Measuring Practice, 5th edition (RICS code of practice). All areas are subject to Town Planning and Conservation Area Consent, and detailed Rights to Light analysis.

NOTES:

REFER TO THE ACCOMPANYING DOOR AND WINDOW SPREADSHEET FOR FURTHER SPECIFICATION DETAILS ON THE DOORS AND WINDOWS.

FOR INFO ON INTERNAL DOORS REFER TO THE SPREADSHEET AND TYPICAL INTERNAL DOOR DETAILS SET: 0067_CD_DO_000 ONWARDS



REVISION	DATE	COMMENT
----------	------	---------

PROJECT:
138 - 140 HIGHGATE ROAD
LONDON, NW5 1PB

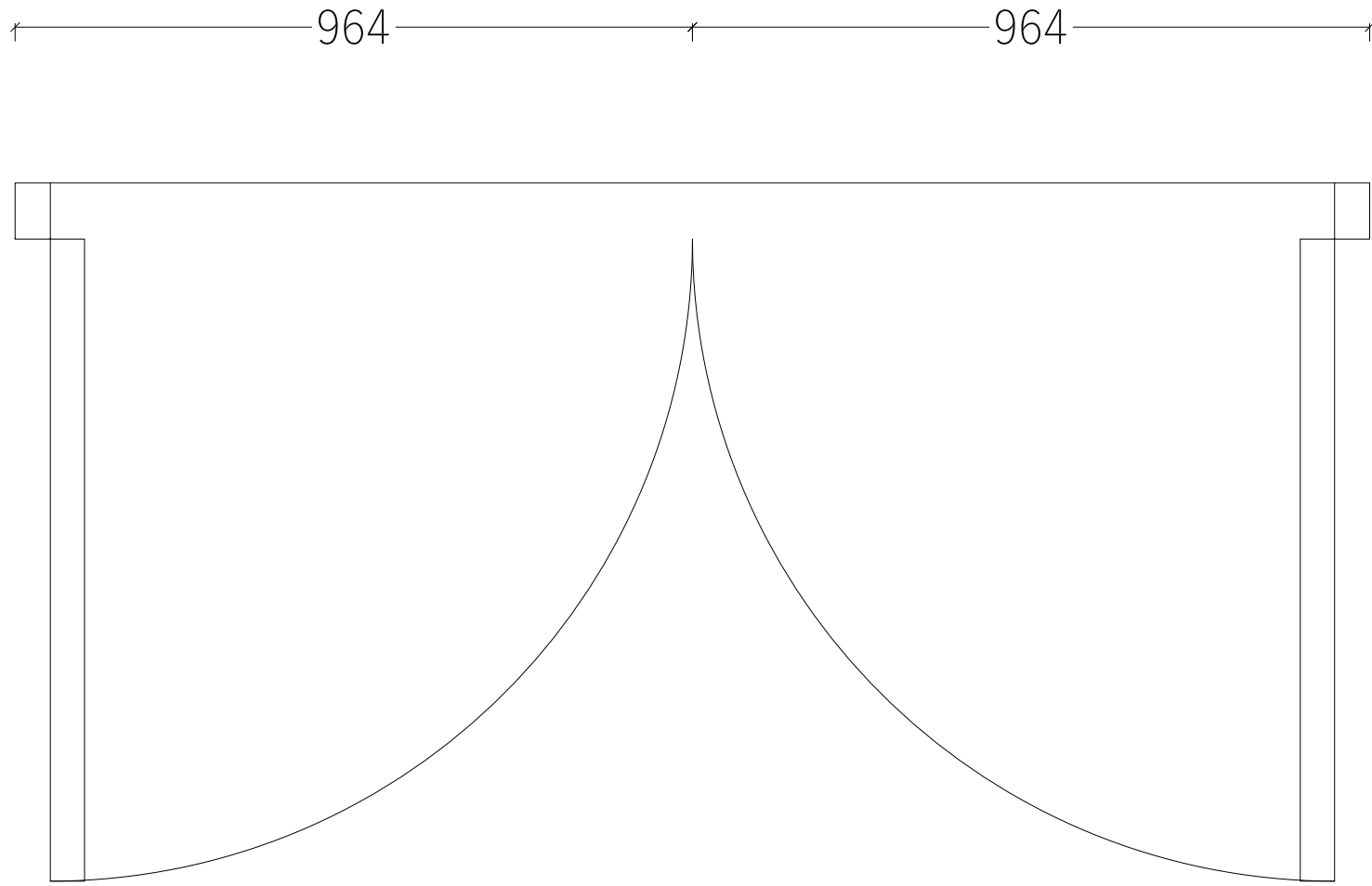
CLIENT:
DESIGN VENTURES
HIGHGATE LTD

DRAWING:
DOOR AND WINDOW
DRAWN SCHEDULE

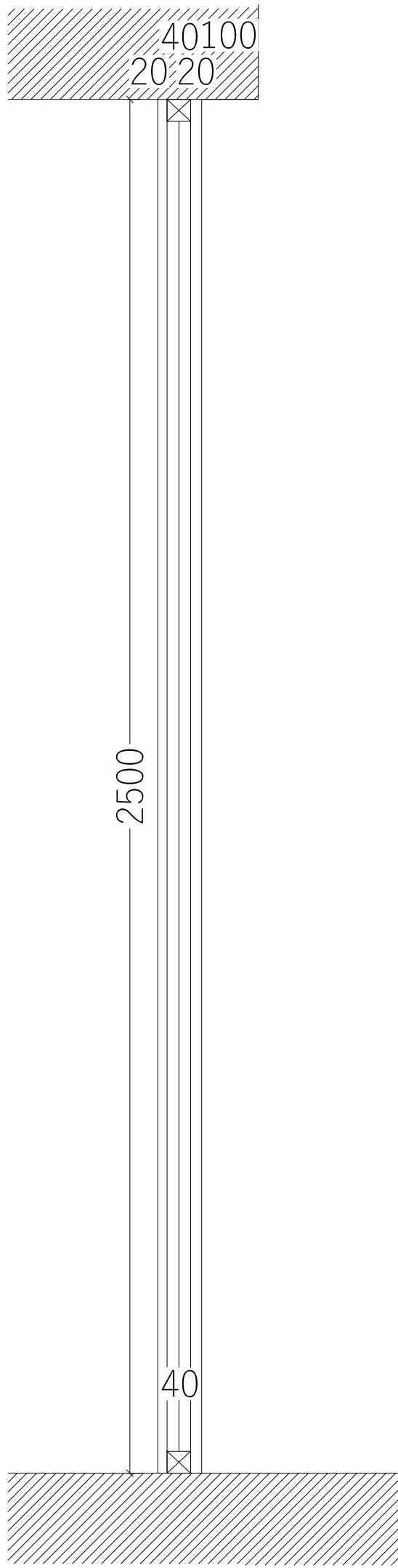
SCALE BAR:
0.1m 0.5m 1.0m

DATE: 29.07.2021	SCALE: 1:10	DRAWN: DW	CHECK: DG
REASON FOR ISSUE: PLANNING			NORTH:
DRAWING NO: 0067_SC_DWS_008			REV: -

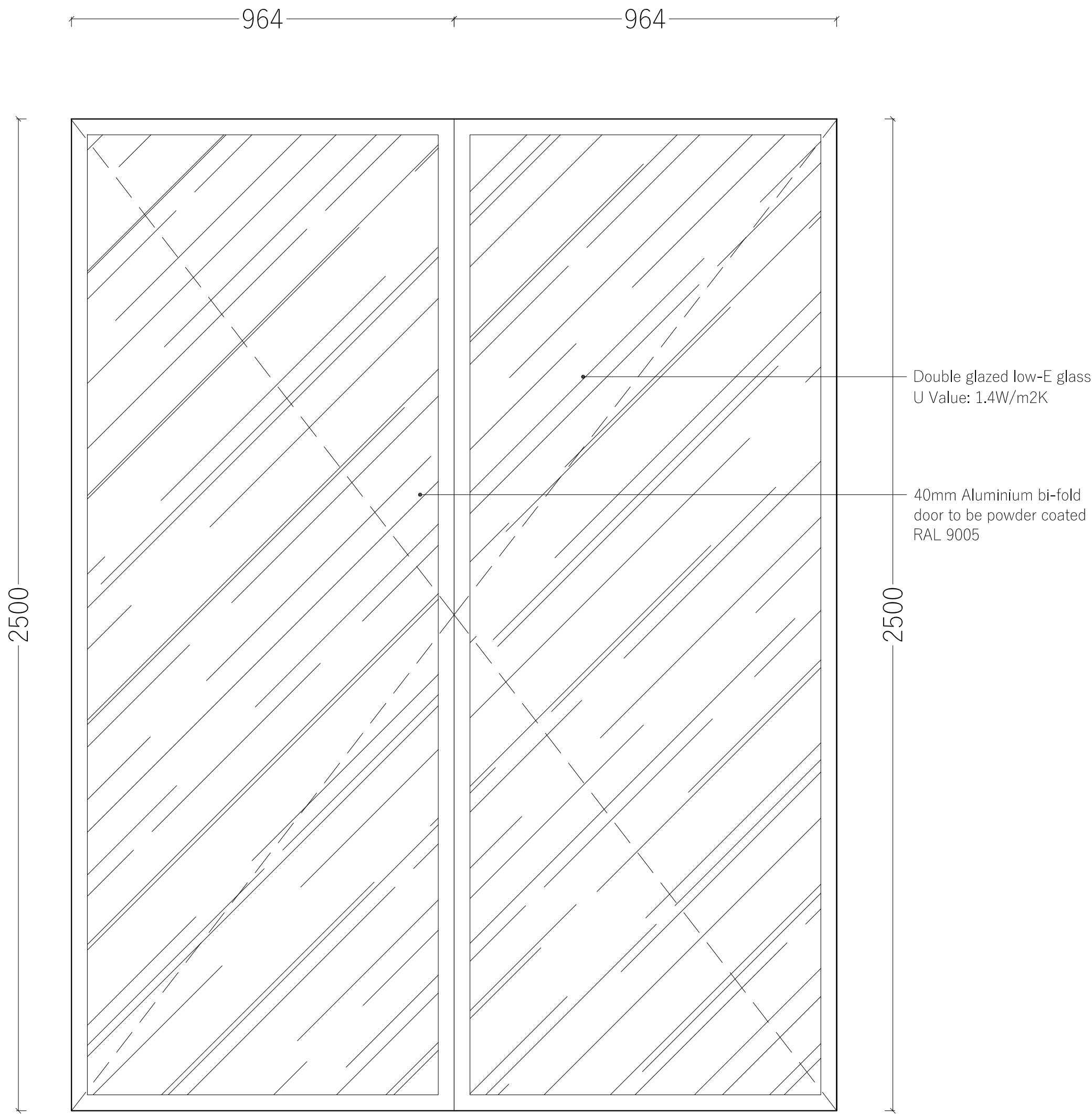
UNITS:	2 to 6
CODE:	U2-5-D-08
TYPE:	DOOR
QUANTITY:	x 5
DIMENSION:	1929 x 2500



01 - WINDOW PLAN
BI-FOLD DOORS TO LOWER COURTYARD



02 - WINDOW SECTION
BI-FOLD DOORS TO LOWER COURTYARD



03 - WINDOW ELEVATION
BI-FOLD DOORS TO LOWER COURTYARD

DO NOT SCALE FROM THIS DRAWING.
The contractor shall check and verify all dimensions on site and report any discrepancies in writing to the architect before proceeding with work.

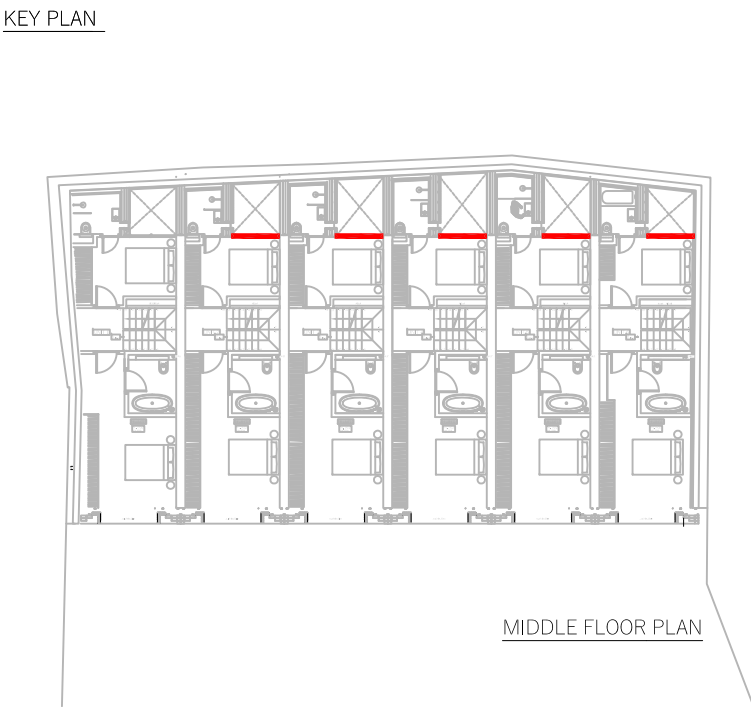
FOR ELECTRONIC DATA USE
Electronic data/drawings are issued as "read only" and should not be interrogated for measurement. All dimensions and levels should be read only from those values stated in text, on the drawing.

AREA MEASUREMENT
The areas are approximate and can only be verified by a detailed dimensional survey of the completed building. Any decisions to be made on the basis of these predictions whether as to project viability, pre-letting, lease agreements or the like should include due allowance for the increases and decreases inherent in the design development and building processes. Figures relate to the likely areas of the building at the current state of the design and using Gross External Area (GEA), Gross Internal Area (GIA) and Net Internal Area (NIA) method of measurement from the Code of Measuring Practice, 5th edition (RICS code of practice). All areas are subject to Town Planning and Conservation Area Consent, and detailed Rights to Light analysis.

NOTES:

REFER TO THE ACCOMPANYING DOOR AND WINDOW SPREADSHEET FOR FURTHER SPECIFICATION DETAILS ON THE DOORS AND WINDOWS.

FOR INFO ON INTERNAL DOORS REFER TO THE SPREADSHEET AND TYPICAL INTERNAL DOOR DETAILS SET: 0067_CD_DO_000 ONWARDS



REVISION	DATE	COMMENT
----------	------	---------

PROJECT:
138 - 140 HIGHGATE ROAD
LONDON, NW5 1PB

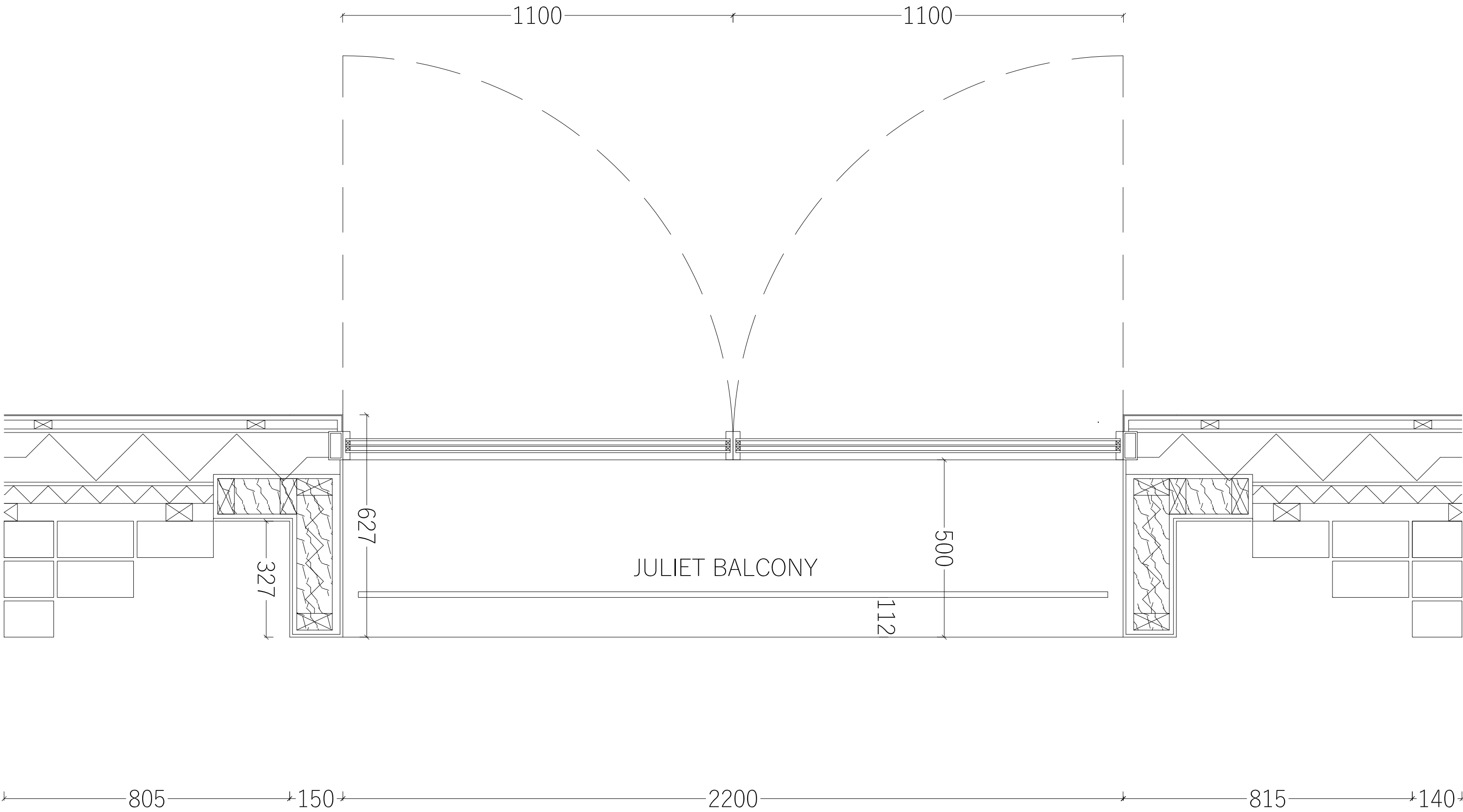
CLIENT:
DESIGN VENTURES
HIGHGATE LTD

DRAWING:
DOOR AND WINDOW
DRAWN SCHEDULE
SCALE BAR:

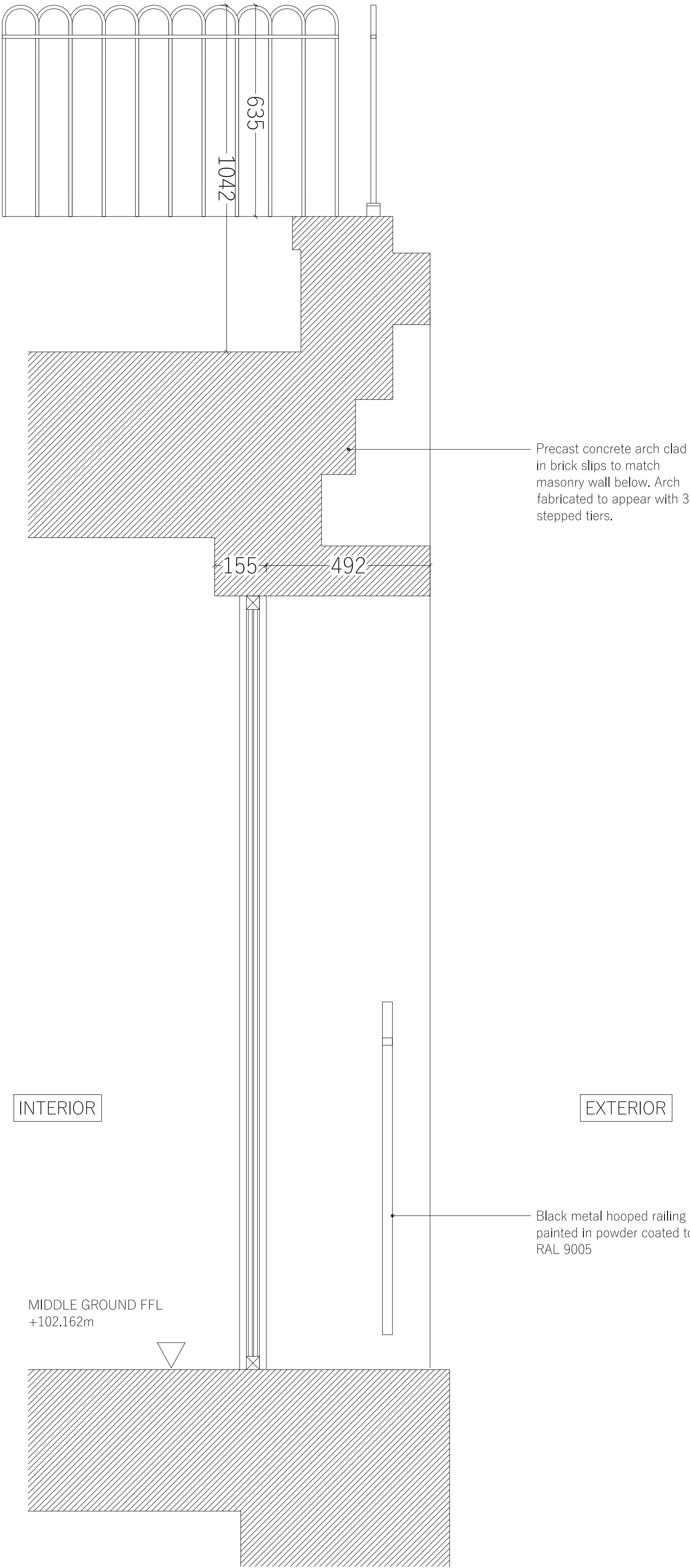


DATE: 29.07.2021	SCALE: 1:10	DRAWN: DW	CHECK: DG
REASON FOR ISSUE: PLANNING			NORTH:
DRAWING NO: 0067_SC_DWS_009			REV: -

UNITS:	1 to 6
CODE:	U1-6-D-12
TYPE:	DOORS
QUANTITY:	x 6
DIMENSION:	2200 x 2325



01 - WINDOW PLAN
FRENCH DOORS TO JULIET BALCONY ON
HIGHGATE ROAD



02 - WINDOW SECTION
FRENCH DOORS TO JULIET BALCONY ON
HIGHGATE ROAD

DO NOT SCALE FROM THIS DRAWING.
The contractor shall check and verify all dimensions on site and report any discrepancies in writing to the architect before proceeding with work.

FOR ELECTRONIC DATA USE
Electronic data/drawings are issued as "read only" and should not be interrogated for measurement. All dimensions and levels should be read only from those values stated in text, on the drawing.

AREA MEASUREMENT
The areas are approximate and can only be verified by a detailed dimensional survey of the completed building. Any decisions to be made on the basis of these predictions whether as to project viability, pre-letting, lease agreements or the like should include due allowance for the increases and decreases inherent in the design development and building processes. Figures relate to the likely areas of the building at the current state of the design and using Gross External Area (GEA), Gross Internal Area (GIA) and Net Internal Area (NIA) method of measurement from the Code of Measuring Practice, 5th edition (RICS code of practice). All areas are subject to Town Planning and Conservation Area Consent, and detailed Rights to Light analysis.

NOTES:

REFER TO THE ACCOMPANYING DOOR AND WINDOW SPREADSHEET FOR FURTHER SPECIFICATION DETAILS ON THE DOORS AND WINDOWS.

FOR INFO ON INTERNAL DOORS REFER TO THE SPREADSHEET AND TYPICAL INTERNAL DOOR DETAILS SET: 0067_CD_DO_000 ONWARDS

KEY PLAN

EAST ELEVATION

REVISION	DATE	COMMENT
----------	------	---------

PROJECT:
138 - 140 HIGHGATE ROAD
LONDON, NW5 1PB

CLIENT:
DESIGN VENTURES
HIGHGATE LTD

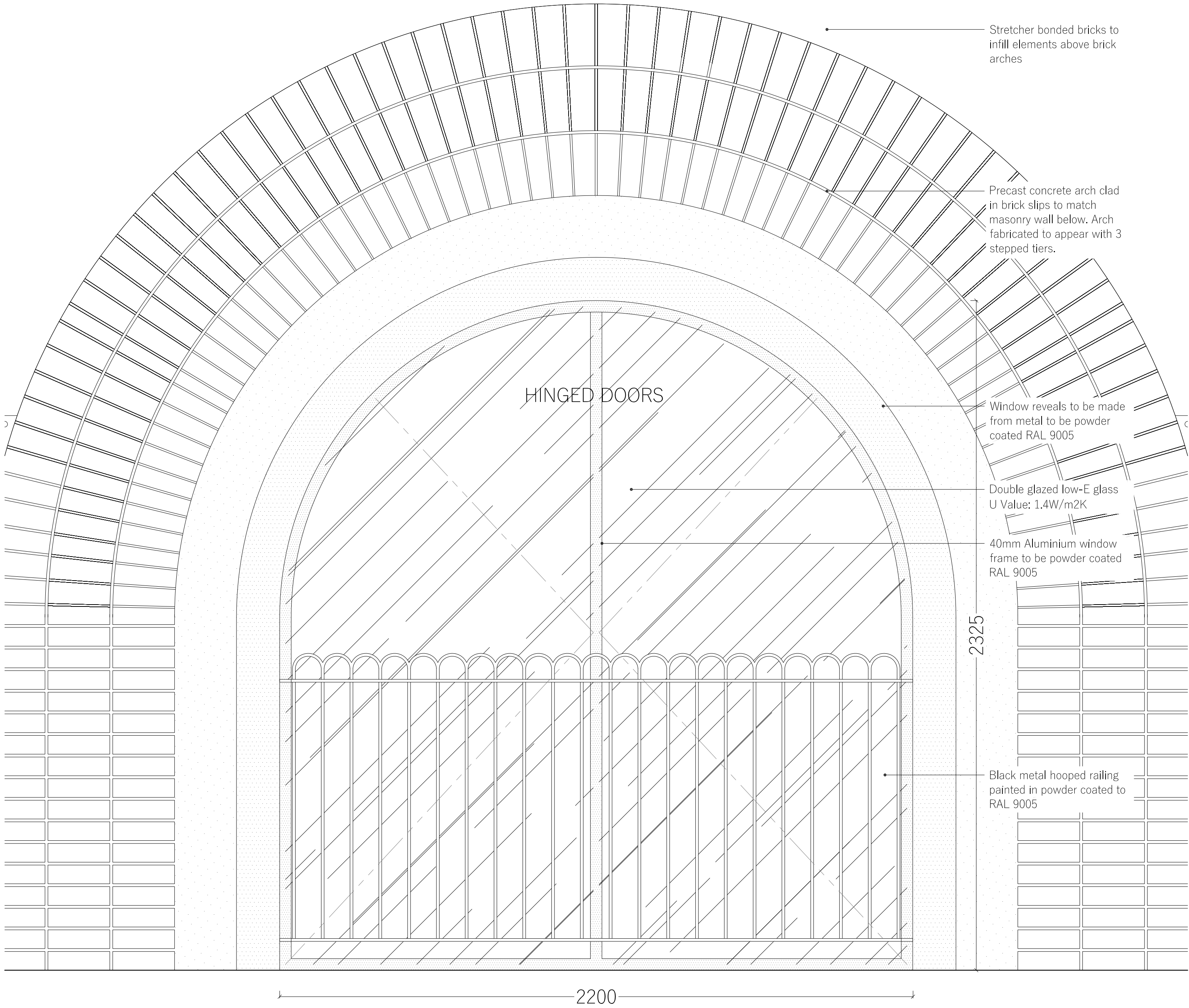
DRAWING:
DOOR AND WINDOW
DRAWN SCHEDULE

SCALE BAR:
0.1m 0.5m 1.0m

DATE: 29.07.2021	SCALE: 1:10	DRAWN: DW	CHECK: DG
REASON FOR ISSUE: PLANNING			NORTH:
DRAWING NO: 0067_SC_DWS_012_01			REV: -

DHaus®
THE DHHAUS COMPANY LIMITED | UNIT 13, OLD DARRY COURT | 17 ORDOUGH HILL, LONDON N4 4AP
info@dhhaus.com

UNITS:	1 to 6
CODE:	U1-6-D-12
TYPE:	DOORS
QUANTITY:	x 6
DIMENSION:	2200 x 2325



03 - WINDOW ELEVATION
FRENCH DOORS TO JULIET BALCONY ON
HIGHGATE ROAD

DO NOT SCALE FROM THIS DRAWING.
The contractor shall check and verify all dimensions on site and report any discrepancies in writing to the architect before proceeding with work.

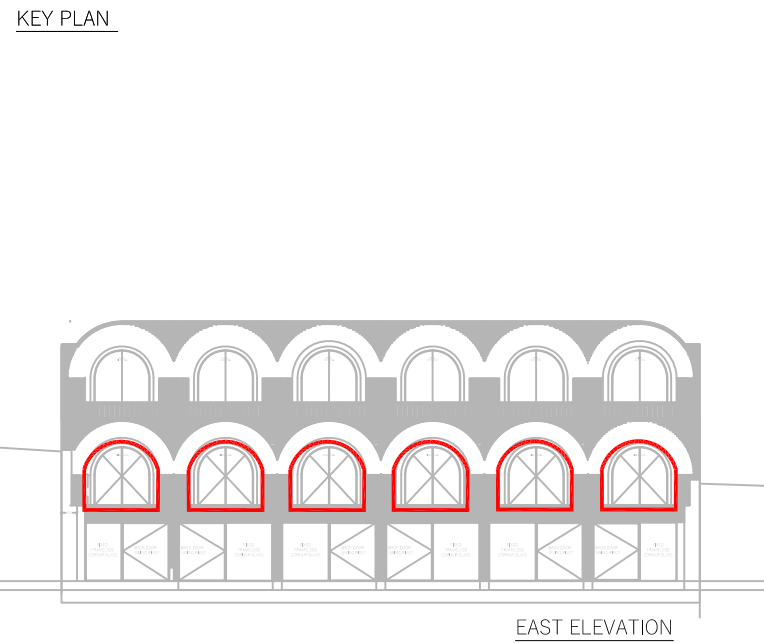
FOR ELECTRONIC DATA USE
Electronic data/drawings are issued as "read only" and should not be interrogated for measurement. All dimensions and levels should be read only from those values stated in text, on the drawing.

AREA MEASUREMENT
The areas are approximate and can only be verified by a detailed dimensional survey of the completed building. Any decisions to be made on the basis of these predictions whether as to project viability, pre-letting, lease agreements or the like should include due allowance for the increases and decreases inherent in the design development and building processes. Figures relate to the likely areas of the building at the current state of the design and using Gross External Area (GEA), Gross Internal Area (GIA) and Net Internal Area (NIA) method of measurement from the Code of Measuring Practice, 5th edition (RICS code of practice). All areas are subject to Town Planning and Conservation Area Consent, and detailed Rights to Light analysis.

NOTES:

REFER TO THE ACCOMPANYING DOOR AND WINDOW SPREADSHEET FOR FURTHER SPECIFICATION DETAILS ON THE DOORS AND WINDOWS.

FOR INFO ON INTERNAL DOORS REFER TO THE SPREADSHEET AND TYPICAL INTERNAL DOOR DETAILS SET: 0067_CD_DO_000 ONWARDS

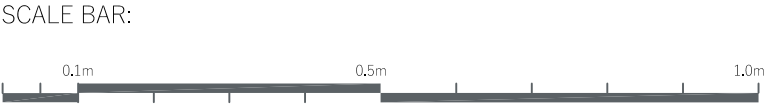


REVISION	DATE	COMMENT
----------	------	---------

PROJECT:
138 - 140 HIGHGATE ROAD
LONDON, NW5 1PB

CLIENT:
DESIGN VENTURES
HIGHGATE LTD

DRAWING:
DOOR AND WINDOW
DRAWN SCHEDULE

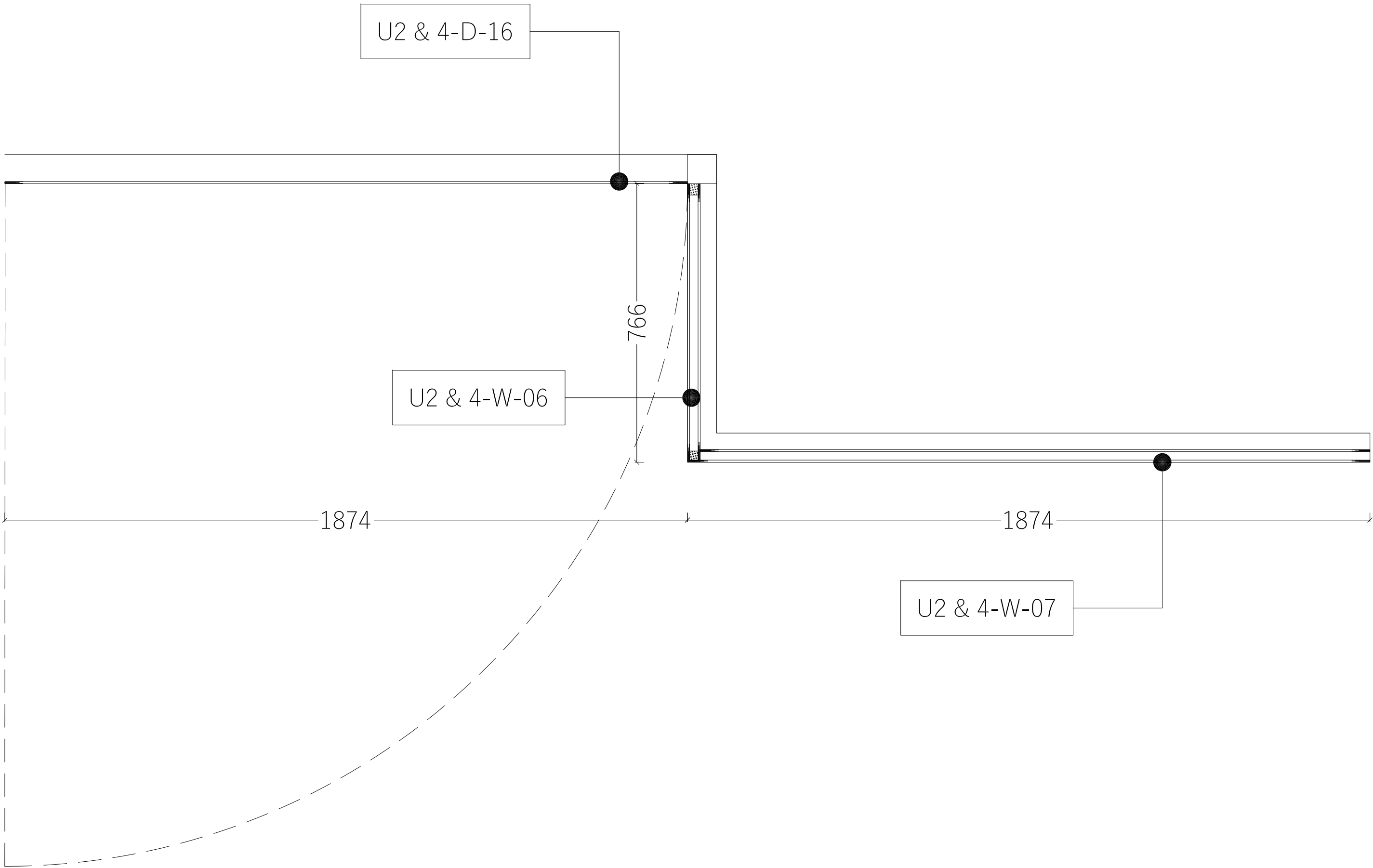


DATE: 29.07.2021	SCALE: 1:10	DRAWN: DW	CHECK: DG
REASON FOR ISSUE: PLANNING			NORTH:
DRAWING NO: 0067_SC_DWS_012_02			REV: -

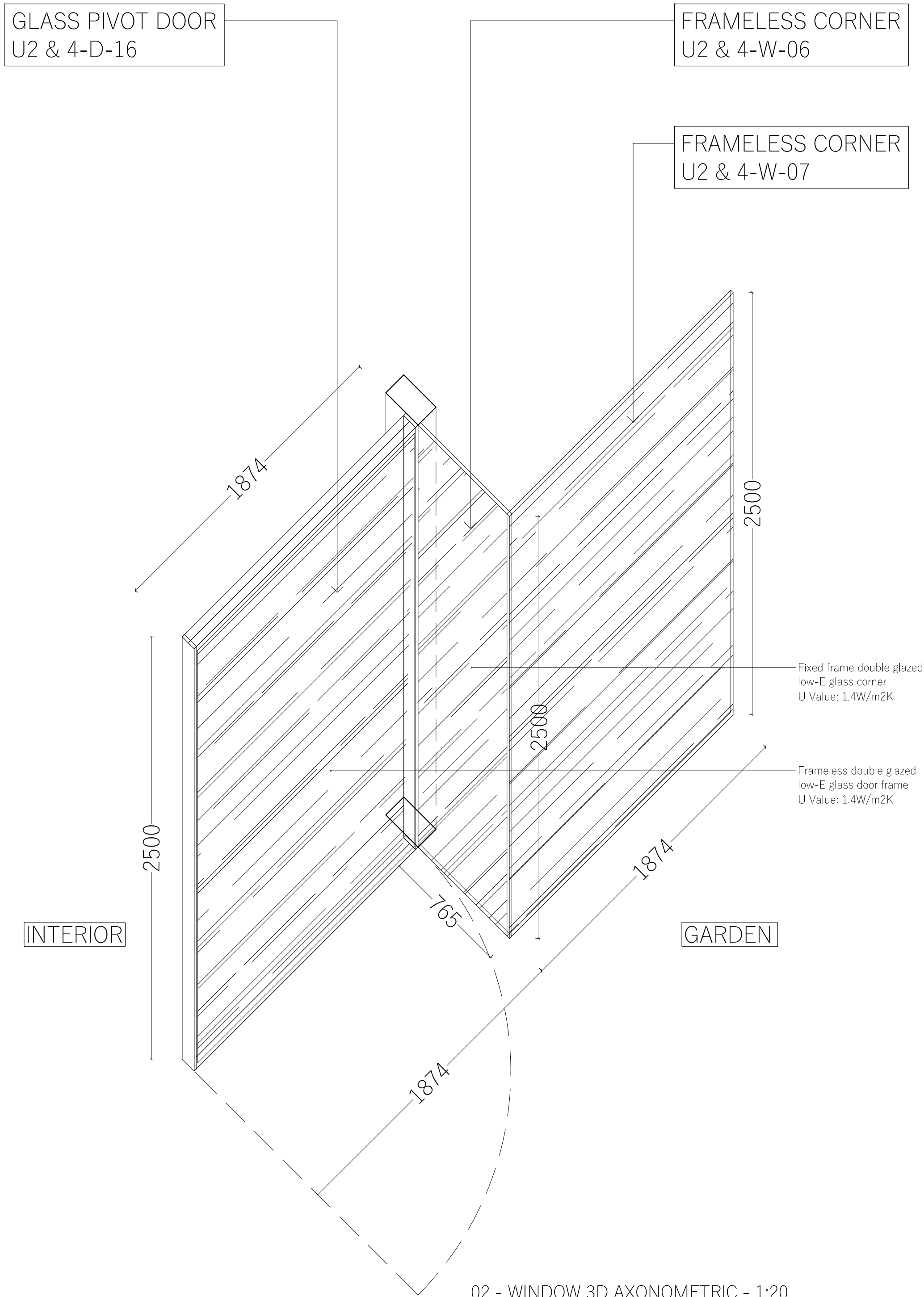
UNITS:	2 & 4
CODE:	U2 & 4-W-06
TYPE:	FIXED
QUANTITY:	x 2
DIMENSION:	766 x 2385

UNITS:	2 & 4
CODE:	U2 & 4-W-07
TYPE:	FIXED
QUANTITY:	x 2
DIMENSION:	1874 x 2385

UNITS:	2 & 4
CODE:	U2 & 4-D-16
TYPE:	PIVOT DOOR
QUANTITY:	x 2
DIMENSION:	1874 x 2385



01 - WINDOW PLAN
EXTERNAL DOOR AND FRAMELESS CORNER
GLASS



02 - WINDOW 3D AXONOMETRIC - 1:20
EXTERNAL DOOR AND FRAMELESS CORNER
GLASS

DO NOT SCALE FROM THIS DRAWING.
The contractor shall check and verify all dimensions on site and report any discrepancies in writing to the architect before proceeding with work.

FOR ELECTRONIC DATA USE
Electronic data/drawings are issued as "read only" and should not be interrogated for measurement. All dimensions and levels should be read only from those values stated in text, on the drawing.

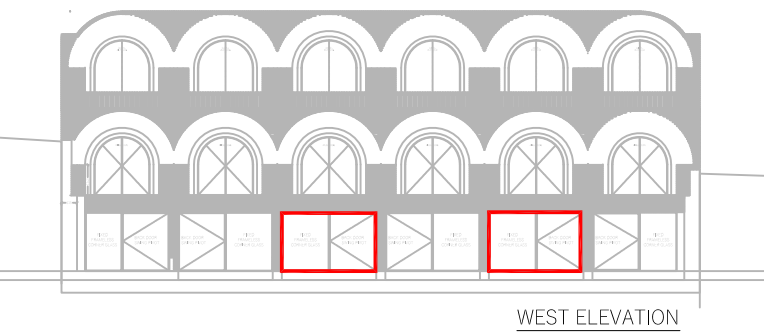
AREA MEASUREMENT
The areas are approximate and can only be verified by a detailed dimensional survey of the completed building. Any decisions to be made on the basis of these predictions whether as to project viability, pre-letting, lease agreements or the like should include due allowance for the increases and decreases inherent in the design development and building processes. Figures relate to the likely areas of the building at the current state of the design and using Gross External Area (GEA), Gross Internal Area (GIA) and Net Internal Area (NIA) method of measurement from the Code of Measuring Practice, 5th edition (RICS code of practice). All areas are subject to Town Planning and Conservation Area Consent, and detailed Rights to Light analysis.

NOTES:

REFER TO THE ACCOMPANYING DOOR
AND WINDOW SPREADSHEET FOR
FURTHER SPECIFICATION DETAILS ON
THE DOORS AND WINDOWS.

FOR INFO ON INTERNAL DOORS REFER
TO THE SPREADSHEET AND TYPICAL
INTERNAL DOOR DETAILS SET:
0067_CD_DO_000 ONWARDS

KEY PLAN

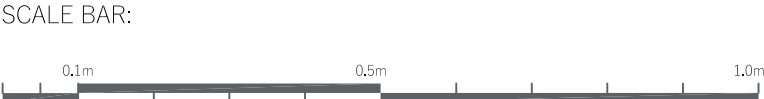


REVISION	DATE	COMMENT
----------	------	---------

PROJECT:
138 - 140 HIGHGATE ROAD
LONDON, NW5 1PB

CLIENT:
DESIGN VENTURES
HIGHGATE LTD

DRAWING:
DOOR AND WINDOW
DRAWN SCHEDULE

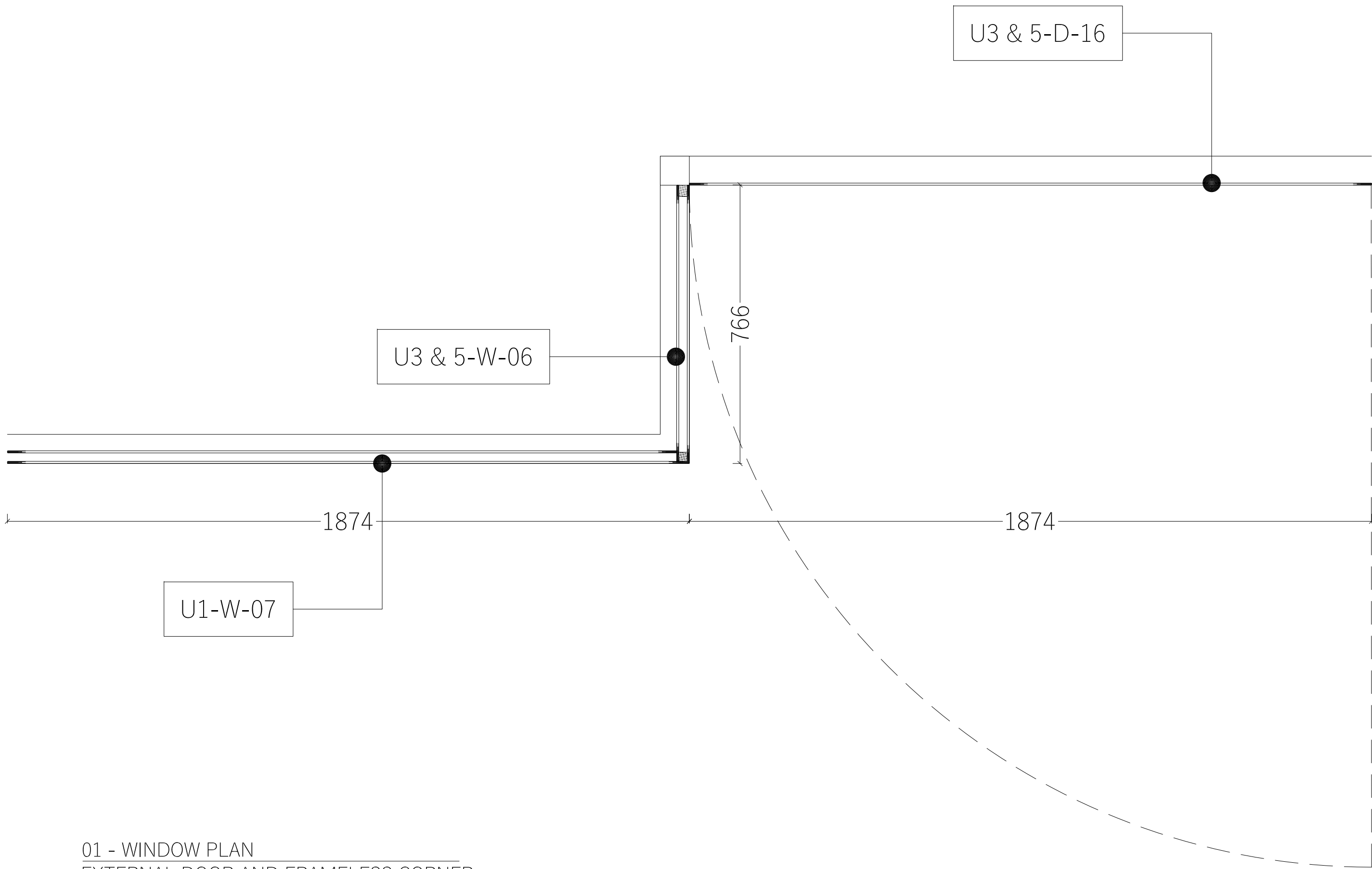


DATE: 29.07.2021	SCALE: 1:10	DRAWN: DW	CHECK: DG
REASON FOR ISSUE: PLANNING			NORTH:
DRAWING NO: 0067_SC_DWS_013			REV: -

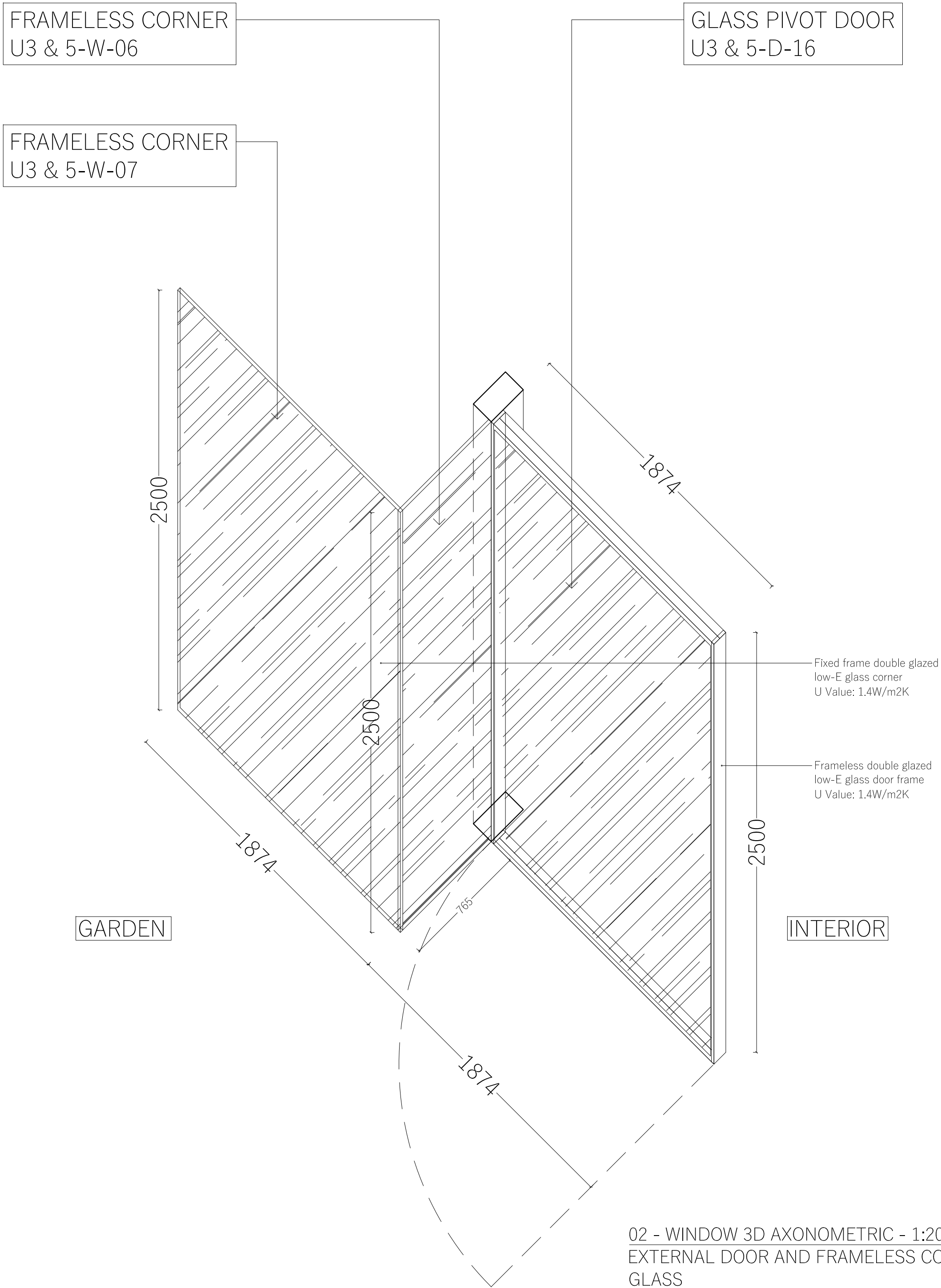
UNITS:	3 & 5
CODE:	U3 & 5-W-06
TYPE:	FIXED
QUANTITY:	x 2
DIMENSION:	766 x 2385

UNITS:	1
CODE:	U1-W-07
TYPE:	FIXED
QUANTITY:	x 2
DIMENSION:	1874 x 2385

UNITS:	3 & 5
CODE:	U3 & 5-D-16
TYPE:	PIVOT DOOR
QUANTITY:	x 2
DIMENSION:	1874 x 2385



01 - WINDOW PLAN
EXTERNAL DOOR AND FRAMELESS CORNER
GLASS



02 - WINDOW 3D AXONOMETRIC - 1:20
EXTERNAL DOOR AND FRAMELESS CORNER
GLASS

DO NOT SCALE FROM THIS DRAWING.
The contractor shall check and verify all dimensions on site and report any discrepancies in writing to the architect before proceeding with work.

FOR ELECTRONIC DATA USE
Electronic data/drawings are issued as "read only" and should not be interrogated for measurement. All dimensions and levels should be read only from those values stated in text, on the drawing.

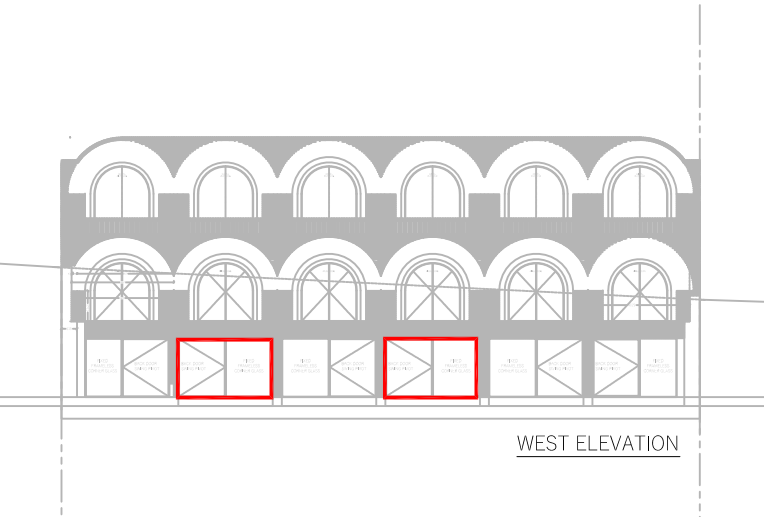
AREA MEASUREMENT
The areas are approximate and can only be verified by a detailed dimensional survey of the completed building. Any decisions to be made on the basis of these predictions whether as to project viability, pre-letting, lease agreements or the like should include due allowance for the increases and decreases inherent in the design development and building processes. Figures relate to the likely areas of the building at the current state of the design and using Gross External Area (GEA), Gross Internal Area (GIA) and Net Internal Area (NIA) method of measurement from the Code of Measuring Practice, 5th edition (RICS code of practice). All areas are subject to Town Planning and Conservation Area Consent, and detailed Rights to Light analysis.

NOTES:

REFER TO THE ACCOMPANYING DOOR AND WINDOW SPREADSHEET FOR FURTHER SPECIFICATION DETAILS ON THE DOORS AND WINDOWS.

FOR INFO ON INTERNAL DOORS REFER TO THE SPREADSHEET AND TYPICAL INTERNAL DOOR DETAILS SET: 0067_CD_DO_000 ONWARDS

KEY PLAN

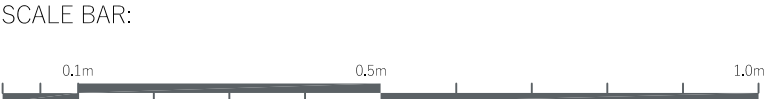


REVISION	DATE	COMMENT
----------	------	---------

PROJECT:
138 - 140 HIGHGATE ROAD
LONDON, NW5 1PB

CLIENT:
DESIGN VENTURES
HIGHGATE LTD

DRAWING:
DOOR AND WINDOW
DRAWN SCHEDULE

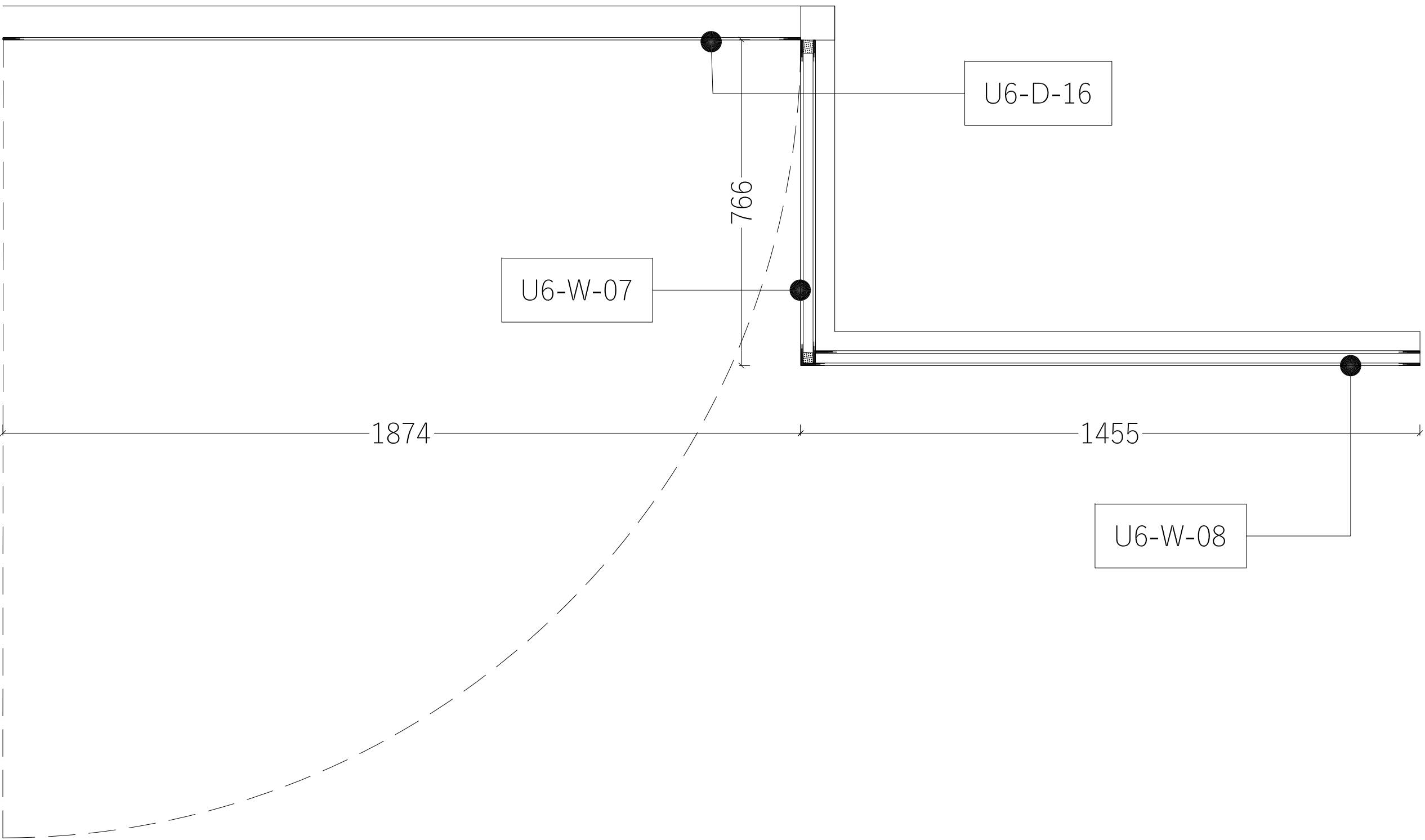


DATE: 29.07.2021	SCALE: 1:10	DRAWN: DW	CHECK: DG
REASON FOR ISSUE: PLANNING			NORTH:
DRAWING NO: 0067_SC_DWS_014			REV: -

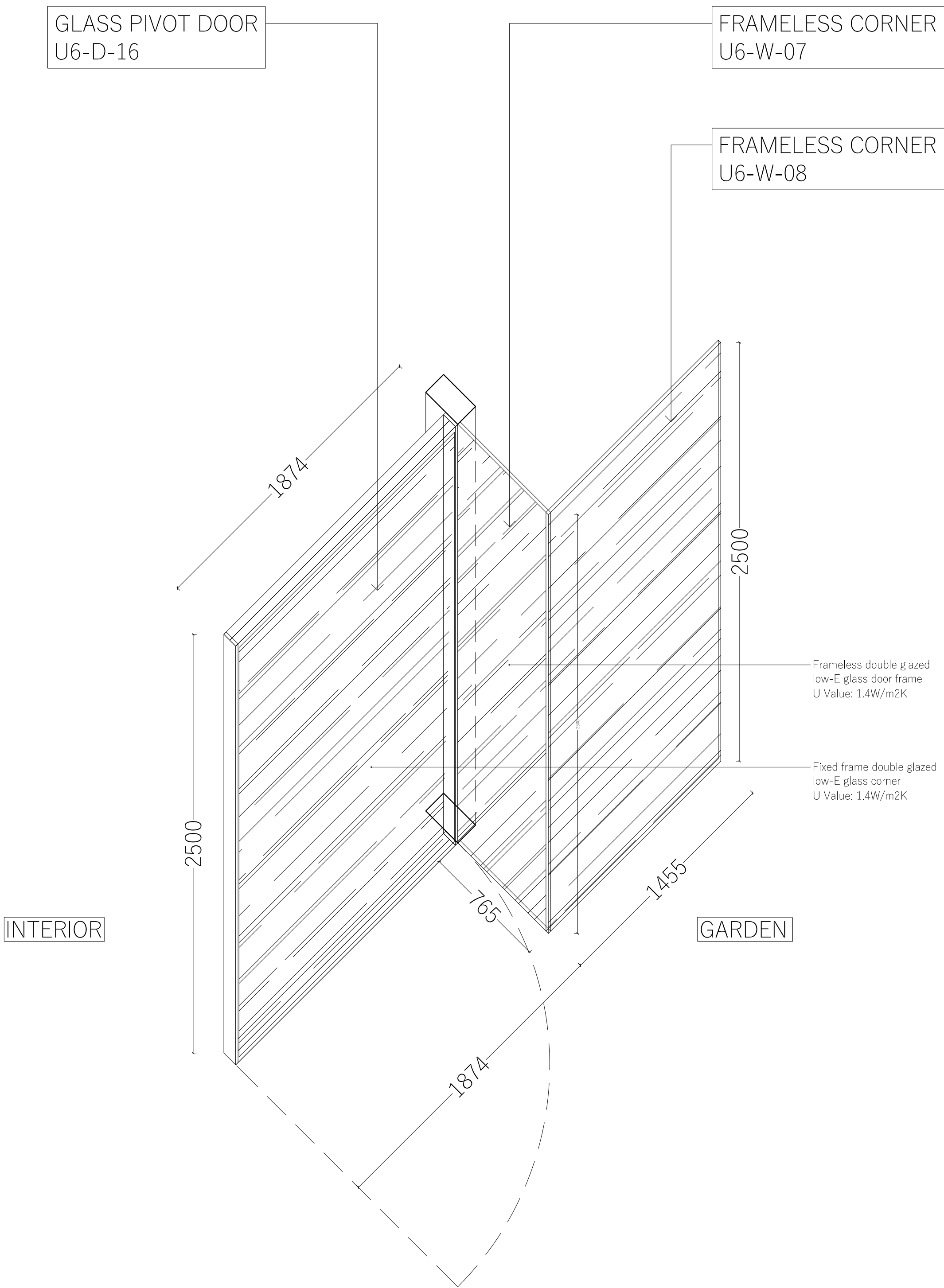
UNITS:	6
CODE:	U6-D-16
TYPE:	PIVOT DOOR
QUANTITY:	x 1
DIMENSION:	1874 x 2385

UNITS:	6
CODE:	U6-W-07
TYPE:	FIXED
QUANTITY:	x 1
DIMENSION:	766 x 2385

UNITS:	6
CODE:	U6-W-08
TYPE:	FIXED
QUANTITY:	x 1
DIMENSION:	1874 x 2385



01 - WINDOW PLAN
EXTERNAL DOOR AND FRAMELESS CORNER
GLASS



02 - WINDOW 3D AXONOMETRIC - 1:20
EXTERNAL DOOR AND FRAMELESS CORNER
GLASS

DO NOT SCALE FROM THIS DRAWING.
The contractor shall check and verify all dimensions on site and report any discrepancies in writing to the architect before proceeding with work.

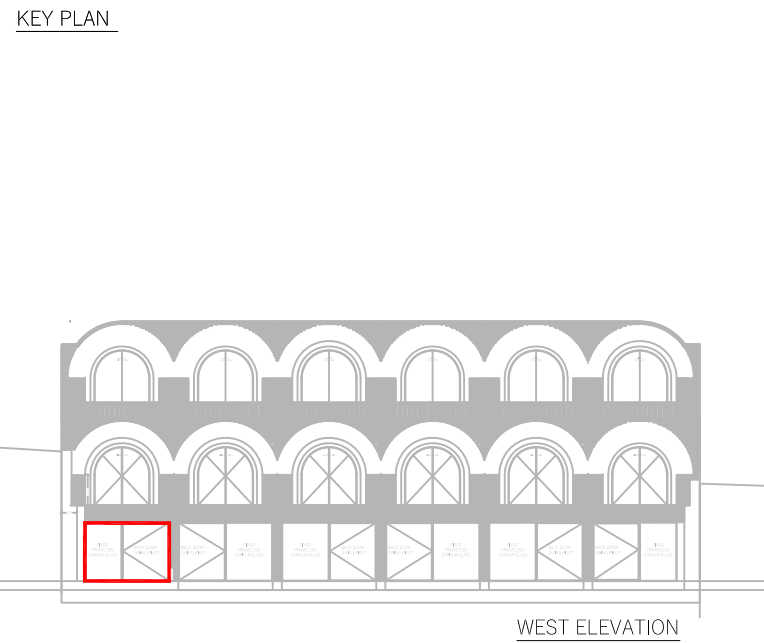
FOR ELECTRONIC DATA USE
Electronic data/drawings are issued as "read only" and should not be interrogated for measurement. All dimensions and levels should be read only from those values stated in text, on the drawing.

AREA MEASUREMENT
The areas are approximate and can only be verified by a detailed dimensional survey of the completed building. Any decisions to be made on the basis of these predictions whether as to project viability, pre-letting, lease agreements or the like should include due allowance for the increases and decreases inherent in the design development and building processes. Figures relate to the likely areas of the building at the current state of the design and using Gross External Area (GEA), Gross Internal Area (GIA) and Net Internal Area (NIA) method of measurement from the Code of Measuring Practice, 5th edition (RICS code of practice). All areas are subject to Town Planning and Conservation Area Consent, and detailed Rights to Light analysis.

NOTES:

REFER TO THE ACCOMPANYING DOOR AND WINDOW SPREADSHEET FOR FURTHER SPECIFICATION DETAILS ON THE DOORS AND WINDOWS.

FOR INFO ON INTERNAL DOORS REFER TO THE SPREADSHEET AND TYPICAL INTERNAL DOOR DETAILS SET: 0067_CD_DO_000 ONWARDS

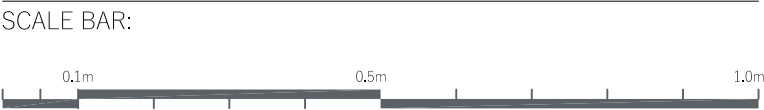


REVISION	DATE	COMMENT
----------	------	---------

PROJECT:
138 - 140 HIGHGATE ROAD
LONDON, NW5 1PB

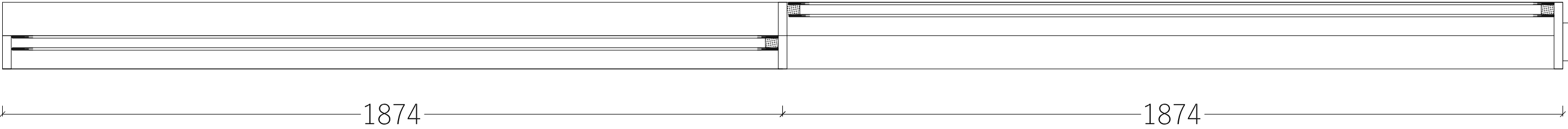
CLIENT:
DESIGN VENTURES
HIGHGATE LTD

DRAWING:
DOOR AND WINDOW
DRAWN SCHEDULE


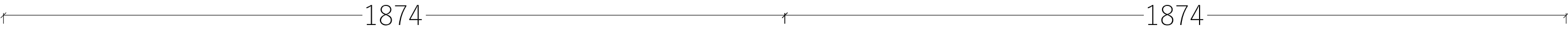


DATE: 29.07.2021	SCALE: 1:10	DRAWN: DW	CHECK: DG
REASON FOR ISSUE: TENDER		NORTH: 	
DRAWING NO: 0067_SC_DWS_015		REV: -	

UNITS:	2-4
CODE:	U2-4-D-17
TYPE:	SLIDING
QUANTITY:	x 4
DIMENSION:	3748 x 2385



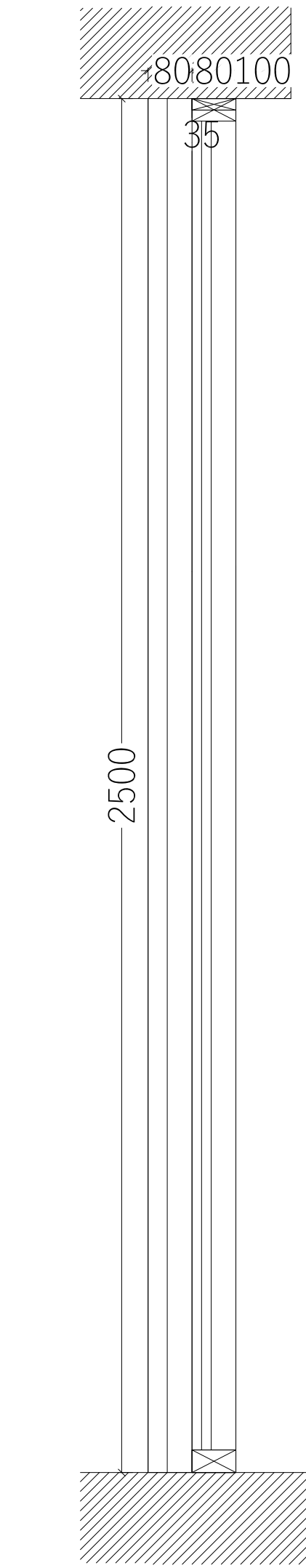
01 - WINDOW PLAN
GARDEN ROOM SLIDING GLASS DOORS



Double glazed low-E glass
U Value: 1.4W/m2K

40mm Aluminium sliding
door frame to be powder
coated RAL 9005

Fixed 40mm Aluminium
sliding door to be powder
coated RAL 9005
U Value: 1.4W/m2K



02 - WINDOW SECTION
GARDEN ROOM SLIDING GLASS DOORS

DO NOT SCALE FROM THIS DRAWING.
The contractor shall check and verify all dimensions on site and report any discrepancies in writing to the architect before proceeding with work.

FOR ELECTRONIC DATA USE
Electronic data/drawings are issued as "read only" and should not be interrogated for measurement. All dimensions and levels should be read only from those values stated in text, on the drawing.

AREA MEASUREMENT
The areas are approximate and can only be verified by a detailed dimensional survey of the completed building. Any decisions to be made on the basis of these predictions whether as to project viability, pre-letting, lease agreements or the like should include due allowance for the increases and decreases inherent in the design development and building processes. Figures relate to the likely areas of the building at the current state of the design and using Gross External Area (GEA), Gross Internal Area (GIA) and Net Internal Area (NIA) method of measurement from the Code of Measuring Practice, 5th edition (RICS code of practice). All areas are subject to Town Planning and Conservation Area Consent, and detailed Rights to Light analysis.

NOTES:

REFER TO THE ACCOMPANYING DOOR AND WINDOW SPREADSHEET FOR FURTHER SPECIFICATION DETAILS ON THE DOORS AND WINDOWS.

FOR INFO ON INTERNAL DOORS REFER TO THE SPREADSHEET AND TYPICAL INTERNAL DOOR DETAILS SET: 0067_CD_DO_000 ONWARDS

KEY PLAN

LOWER FLOOR PLAN

REVISION	DATE	COMMENT

PROJECT:

138 - 140 HIGHGATE ROAD
LONDON, NW5 1PB

CLIENT:

DESIGN VENTURES
HIGHGATE LTD

DRAWING:

DOOR AND WINDOW
DRAWN SCHEDULE

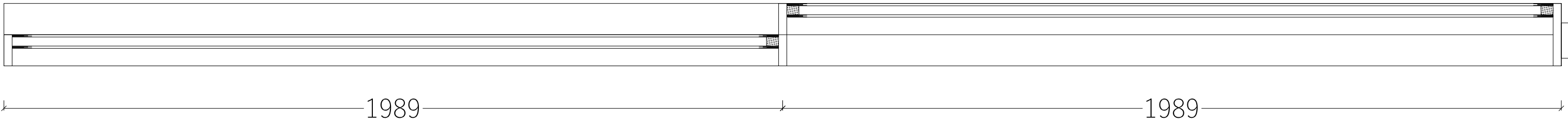
SCALE BAR:

DATE: 29.07.2021	SCALE: 1:10	DRAWN: DW	CHECK: DG
REASON FOR ISSUE: PLANNING		NORTH: 	
DRAWING NO: 0067_SC_DWS_017		REV: -	


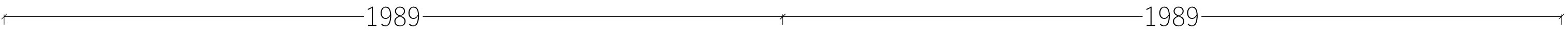
DHHaus®

THE DHHAUS COMPANY LIMITED | UNIT 13, OLD DARRY COURT | 17 ORCHARD HILL, LONDON N4 6AP
info@dhhaus.com

UNITS:	6
CODE:	U6-D-17
TYPE:	SLIDING
QUANTITY:	x 1
DIMENSION:	3978 x 2385



01 - WINDOW PLAN
GARDEN ROOM SLIDING GLASS DOORS

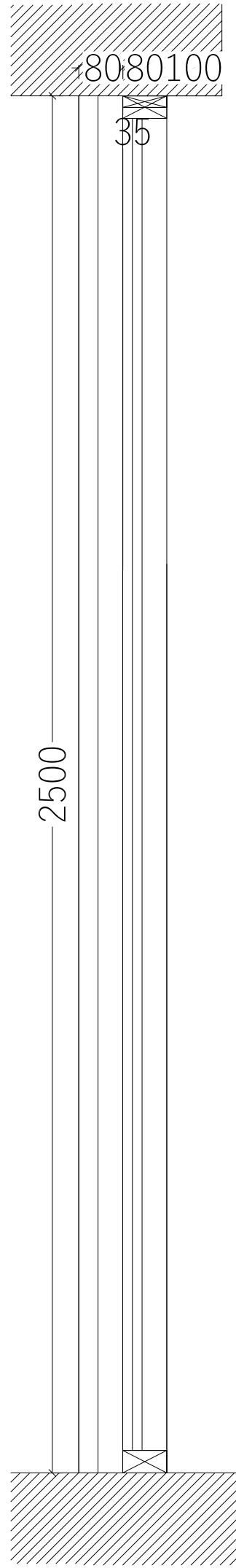


03 - WINDOW PLAN
GARDEN ROOM SLIDING GLASS DOORS

Double glazed low-E glass
U Value: 1.4W/m2K

40mm Aluminium sliding
door frame to be powder
coated RAL 9005

Fixed 40mm Aluminium
sliding door to be powder
coated RAL 9005
U Value: 1.4W/m2K



02 - WINDOW SECTION
GARDEN ROOM SLIDING GLASS DOORS

DO NOT SCALE FROM THIS DRAWING.
The contractor shall check and verify all dimensions on site and report any discrepancies in writing to the architect before proceeding with work.

FOR ELECTRONIC DATA USE
Electronic data/drawings are issued as "read only" and should not be interrogated for measurement. All dimensions and levels should be read only from those values stated in text, on the drawing.

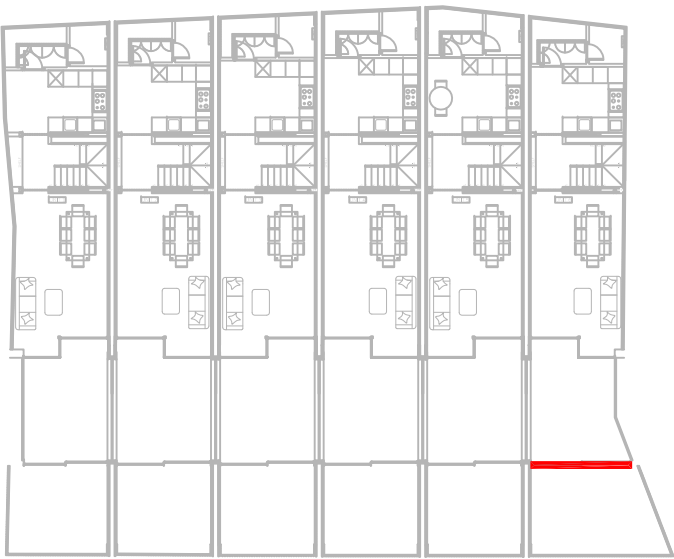
AREA MEASUREMENT
The areas are approximate and can only be verified by a detailed dimensional survey of the completed building. Any decisions to be made on the basis of these predictions whether as to project viability, pre-letting, lease agreements or the like should include due allowance for the increases and decreases inherent in the design development and building processes. Figures relate to the likely areas of the building at the current state of the design and using Gross External Area (GEA), Gross Internal Area (GIA) and Net Internal Area (NIA) method of measurement from the Code of Measuring Practice, 5th edition (RICS code of practice). All areas are subject to Town Planning and Conservation Area Consent, and detailed Rights to Light analysis.

NOTES:

REFER TO THE ACCOMPANYING DOOR AND WINDOW SPREADSHEET FOR FURTHER SPECIFICATION DETAILS ON THE DOORS AND WINDOWS.

FOR INFO ON INTERNAL DOORS REFER TO THE SPREADSHEET AND TYPICAL INTERNAL DOOR DETAILS SET: 0067_CD_DO_000 ONWARDS

KEY PLAN



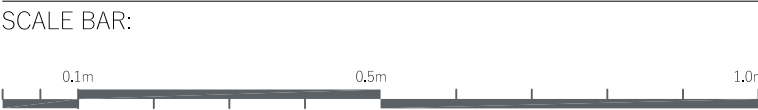
LOWER FLOOR PLAN

REVISION	DATE	COMMENT
----------	------	---------

PROJECT:
138 - 140 HIGHGATE ROAD
LONDON, NW5 1PB

CLIENT:
DESIGN VENTURES
HIGHGATE LTD

DRAWING:
DOOR AND WINDOW
DRAWN SCHEDULE




DATE: 29.07.2021	SCALE: 1:10	DRAWN: DW	CHECK: DG
REASON FOR ISSUE: PLANNING		NORTH: 	
DRAWING NO: 0067_SC_DWS_018		REV: -	

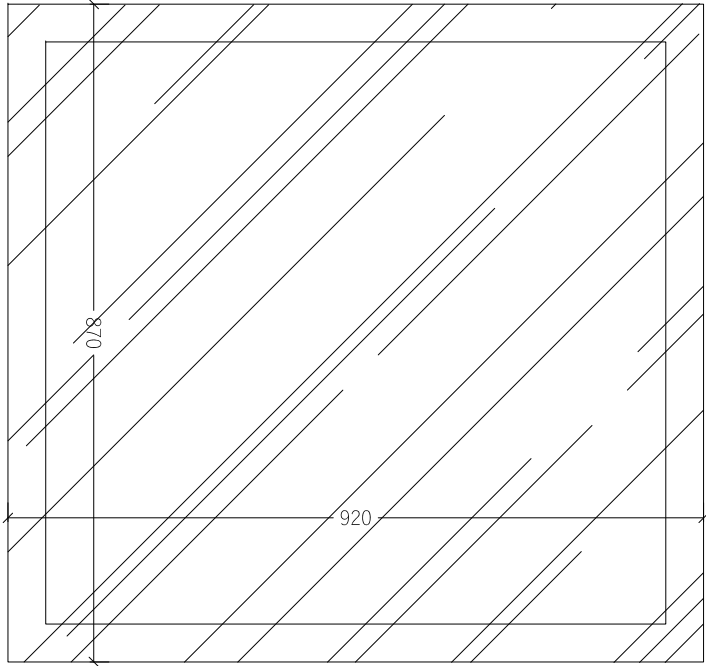
UNITS:	1 to 5
CODE:	U1-5-W-03
TYPE:	FIXED
QUANTITY:	x 5

UNITS:	1 to 5
CODE:	U1-5-W-04
TYPE:	FIXED
QUANTITY:	x 5


UNITS:	6
CODE:	U6-W-03
TYPE:	FIXED
QUANTITY:	x 1



01 - ROOFLIGHT PLAN
SKYLIGHT ABOVE STAIR



02 - ROOFLIGHT PLAN
SKYLIGHT ABOVE SHOWER



03 - ROOFLIGHT PLAN
UP & OVER SKYLIGHT TO SOUTH ELEVATION

DO NOT SCALE FROM THIS DRAWING
The contractor shall check and verify all dimensions on site and report any discrepancies in writing to the architect before proceeding with work.

FOR ELECTRONIC DATA USE
Electronic data/drawings are issued as "read only" and should not be interrogated for measurement. All dimensions and levels should be read only from those values stated in text, on the drawing.

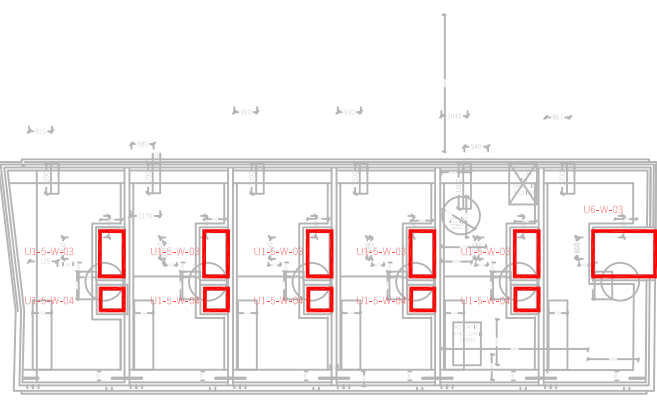
AREA MEASUREMENT
The areas are approximate and can only be verified by a detailed dimensional survey of the completed building. Any decisions to be made on the basis of these predictions whether as to project viability, pre-letting, lease agreements or the like should include due allowance for the increases and decreases inherent in the design development and building processes. Figures relate to the likely areas of the building at the current state of the design and using Gross External Area (GEA), Gross Internal Area (GIA) and Net Internal Area (NIA) method of measurement from the Code of Measuring Practice, 5th edition (RICS code of practice). All areas are subject to Town Planning and Conservation Area Consent, and detailed Rights to Light analysis.

NOTES:

REFER TO THE ACCOMPANYING DOOR AND WINDOW SPREADSHEET FOR FURTHER SPECIFICATION DETAILS ON THE DOORS AND WINDOWS.

FOR INFO ON INTERNAL DOORS REFER TO THE SPREADSHEET AND TYPICAL INTERNAL DOOR DETAILS SET: 0067_CD_DO_000 ONWARDS

KEY PLAN



ROOF PLAN

REVISION	DATE	COMMENT

PROJECT:

138 - 140 HIGHGATE ROAD
LONDON, NW5 1PB


CLIENT:


DESIGN VENTURES
HIGHGATE LTD

DRAWING:

DOOR AND WINDOW
DRAWN SCHEDULE

SCALE BAR:



DATE:	SCALE:	DRAWN:	CHECK:
29.07.2021	1:10	DW	DG
REASON FOR ISSUE:		NORTH:	
PLANNING			
DRAWING NO:		REV:	
0067_SC_DWS_019		-	

DHaus®

THE DHAUS COMPANY LIMITED | UNIT 13, OLD DARY COURT | 17 ORDOUGH HILL, LONDON N4 6AP
info@dhaus.com