

All Tenderers

**Account:** 052997**Date:** 15/12/2021**Customer Information****Sales Executive:** Ben Greenwood**E-mail:** ben.greenwood@mumfordwood.com**Tel:** 07557233056**Estimator:** Catherine Hallett**Project number:** PRJ-21021085**Site:** 1 Chesterford Gardens,  
London,  
NW3 7DD**Delivery Terms:** Delivery Included**Estimate : 21122084****SUPPLY ONLY**

Item Summary	Item Qty	Value Summary
Tree Planting Scheme	1	£12.00
Casement doors	2	£3,351.16
Casement windows	6	£7,822.40
Entrance Doors	1	£2,930.44
Delivery Charge	1	£229.17
<b>Net Total</b>		<b>£14,345.17</b>
<b>Vat @ 20%</b>		<b>£2,869.03</b>
<b>Grand Totals</b>		<b>£17,214.20</b>

**Current Payment Summary:** Our standard payment terms are 10% with order, 40% pre-release to factory & 50% prior to despatch.

- Any variation to the estimated prices as a result of changes made to quantities, sizes or specification will be reflected in the final sum due.
- Estimate is valid for 30 days.
- All products are sold to our "Standard Conditions of Sale", full details available upon request.

**Instruction to order:** Please complete below and return this covering page.

Please accept this instruction as an order against the above estimate number and acceptance of your terms &amp; conditions of sale.

Print Name: \_\_\_\_\_ Company: \_\_\_\_\_

Signature: \_\_\_\_\_ Position: \_\_\_\_\_

Date: \_\_\_\_\_ Purchase Order No. (if applicable): \_\_\_\_\_

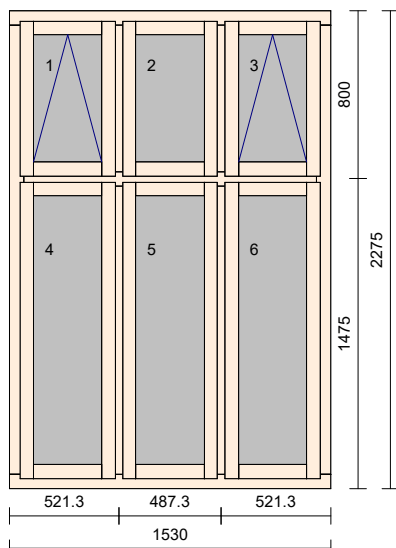
Requested Delivery Date: \_\_\_\_\_

**For every order, we plant one tree in your area. If you wish to opt-out matching our contribution, please tick ☐**All timber and wood based components are supplied as FSC Mix 70% under Chain of Custody Registration  
Number TT-COC-003956

# THE FINEST TIMBER WINDOWS & DOORS

Estimate : 21122084

Item : 1 (Please Note: Image viewed from outside. Arrow denotes hinge position)

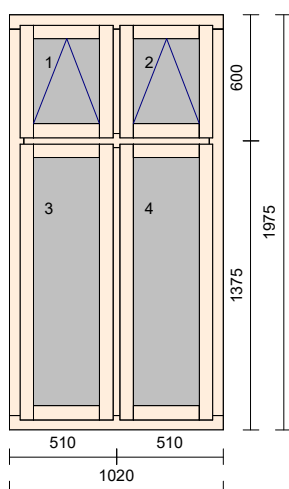


Quantity	Description	Per Item	Total
1	<b>W01</b> <b>Product:</b> Conservation Casement <b>Size:</b> 1530 mm x 2275 mm <b>Weight:</b> 135 kg <b>Frame Timber:</b> Engineered Softwood / Engineered Hardwood <b>Sash Timber:</b> Engineered Softwood <b>Finish:</b> Fully Finished Paint 3 Coat <b>Colour:</b> RAL 9003 Signal White <b>Frame/Sash:</b> Ovolo /Ovolo Sash <b>Sash:</b> Conservation Casement <b>Openings:</b> Top Swing (RH Handle) Fixed Sash Top Swing (LH Handle) <b>Hardware:</b> Lock - Standard Espag Hinges - T/Swing Ferritic - Standard Handle - Bulb Type Locking - Polished Brass -- FSC Material Used -- <b>Attachments:</b> 34 x 60mm Cill Extender + Window Board Groove <b>Glass Spec:</b> 4mm Clear Toughened / 6mm Krypton / 4mm Clear Toughened Soft Coat Low-E ONE <b>Options:</b> Black Aluminium Spacer		
		<b>£ 2,382.07</b>	<b>£ 2,382.07</b>

# THE FINEST TIMBER WINDOWS & DOORS

Estimate : 21122084

Item : 2 (Please Note: Image viewed from outside. Arrow denotes hinge position)

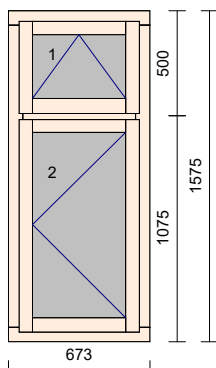


Quantity	Description	Per Item	Total
1	<b>W02</b> <b>Product:</b> Conservation Casement <b>Size:</b> 1020 mm x 1975 mm <b>Weight:</b> 81 kg <b>Frame Timber:</b> Engineered Softwood / Engineered Hardwood <b>Sash Timber:</b> Engineered Softwood <b>Finish:</b> Fully Finished Paint 3 Coat <b>Colour:</b> RAL 9003 Signal White <b>Frame/Sash:</b> Ovolo /Ovolo Sash <b>Sash:</b> Conservation Casement <b>Openings:</b> Top Swing (RH Handle) Top Swing (LH Handle) Fixed Sash <b>Hardware:</b> Lock - Standard Espag Hinges - T/Swing Ferritic - Standard Handle - Bulb Type Locking - Polished Brass -- FSC Material Used -- <b>Attachments:</b> 34 x 60mm Cill Extender + Window Board Groove <b>Glass Spec:</b> 4mm Clear Toughened / 6mm Krypton / 4mm Clear Toughened Soft Coat Low-E ONE <b>Options:</b> Black Aluminium Spacer		
		<b>£ 1,643.91</b>	<b>£ 1,643.91</b>

# THE FINEST TIMBER WINDOWS & DOORS

Estimate : 21122084

Item : 3 (Please Note: Image viewed from outside. Arrow denotes hinge position)

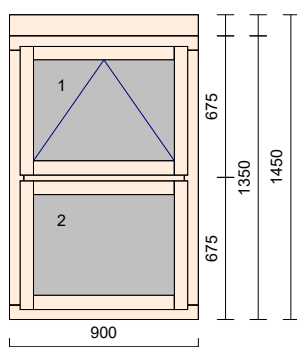


Quantity	Description	Per Item	Total
2	<b>W03, W04</b> <b>Product:</b> Conservation Casement <b>Size:</b> 673 mm x 1575 mm <b>Weight:</b> 43 kg <b>Frame Timber:</b> Engineered Softwood / Engineered Hardwood <b>Sash Timber:</b> Engineered Softwood <b>Finish:</b> Fully Finished Paint 3 Coat <b>Colour:</b> RAL 9003 Signal White <b>Frame/Sash:</b> Ovolo /Ovolo Sash <b>Sash:</b> Conservation Casement <b>Openings:</b> Top Swing (RH Handle) LH Side Swing <b>Hardware:</b> Lock - Standard Espag Hinges - T/Swing Ferritic - Standard Handle - Bulb Type Locking - Polished Brass -- FSC Material Used -- Hinges - S/Swing Ferritic - Easy Clean Side Swing Size is suitable for Fire Escape. <b>Attachments:</b> 34 x 60mm Cill Extender + Window Board Groove <b>Glass Spec:</b> 4mm Clear Toughened / 6mm Krypton / 4mm Clear Toughened Soft Coat Low-E ONE <b>Options:</b> Black Aluminium Spacer <b>OPENING TO ALLOW FOR FIRE ESCAPE</b>		
		£ 965.64	£ 1,931.28

# THE FINEST TIMBER WINDOWS & DOORS

Estimate : 21122084

Item : 4 (Please Note: Image viewed from outside. Arrow denotes hinge position)

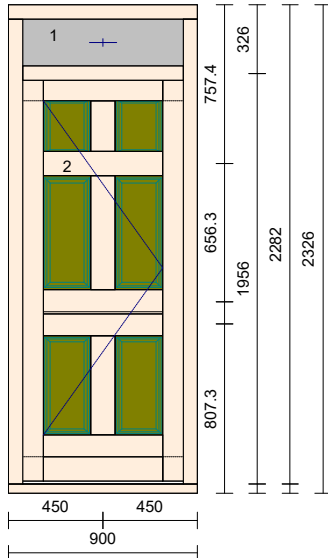


Quantity	Description	Per Item	Total
2	<b>W05, W06</b> <b>Product:</b> Conservation Casement <b>Size:</b> 900 mm x 1450 mm <b>Weight:</b> 49 kg <b>Frame Timber:</b> Engineered Softwood / Engineered Hardwood <b>Sash Timber:</b> Engineered Softwood <b>Finish:</b> Fully Finished Paint 3 Coat <b>Colour:</b> RAL 9003 Signal White <b>Frame/Sash:</b> Ovolo /Ovolo Sash <b>Sash:</b> Conservation Casement <b>Openings:</b> Top Swing (RH Handle) Fixed Sash <b>Hardware:</b> Lock - Standard Espag Hinges - T/Swing Ferritic - Standard Handle - Bulb Type Locking - Polished Brass -- FSC Material Used -- <b>Attachments:</b> 16mm Frame Fillet 34 x 60mm Cill Extender + Window Board Groove <b>Glass Spec:</b> 4mm Clear Toughened / 6mm Krypton / 4mm Clear Toughened Soft Coat Low-E ONE <b>Options:</b> Black Aluminium Spacer <b>100MM HEAD FILLET TO BE SHAPED ON SITE BY OTHERS</b>		
		<b>£ 932.57</b>	<b>£ 1,865.14</b>

# THE FINEST TIMBER WINDOWS & DOORS

Estimate : 21122084

Item : 5 (Please Note: Image viewed from outside. Arrow denotes hinge position)

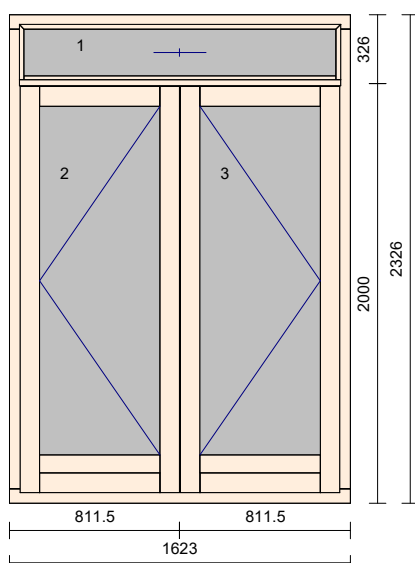


Quantity	Description	Per Item	Total
1	<b>D01</b> <b>Product:</b> Entrance Open In Door <b>Size:</b> 900 mm x 2326 mm <b>Weight:</b> 70 kg <b>Frame Timber:</b> Engineered Softwood / Engineered Hardwood <b>Sash Timber:</b> Red Grandis <b>Finish:</b> 3 Coat Mixed Dual <b>Fr_Out:</b> Paint Finish TBC <b>Sa Out:</b> Paint Finish TBC <b>Fr Ins:</b> RAL 9003 Signal White <b>Sa Ins:</b> RAL 9003 Signal White <b>Frame/Sash:</b> Square /Ovolo Sash <b>Bar:</b> Door Midrail Door Muntin Bar <b>Sash:</b> OI DG Fanlight Inward Entrance Door <b>Openings:</b> Direct Glazed Fixedlight RH Single Inward Door <b>Hardware:</b> -- FSC Material Used -- Aluminium Cill - Aluminium Brass 51mm Escutcheon Brass Stella Rose Handle(s) Brass Euro Cylinder Butt Hinge - Fixed Pin Solid Brass Key-Operated Multi-point Lock 142 x 44mm SubCill <b>Attachments:</b> <b>Glass Spec:</b> 4mm Clear Toughened / 6mm Krypton / 4mm Clear Toughened Soft Coat Low-E ONE 45mm HDF Raised & Fielded Panel (Standard Bead) Option 2. <b>Options:</b> Black Aluminium Spacer		
		£ 2,930.44	£ 2,930.44

# THE FINEST TIMBER WINDOWS & DOORS

Estimate : 21122084

Item : 6 (Please Note: Image viewed from outside. Arrow denotes hinge position)



Quantity	Description	Per Item	Total
2	<b>D02, D03</b> <b>Product:</b> Conservation Open Out Door <b>Size:</b> 1623 mm x 2326 mm <b>Weight:</b> 127 kg <b>Frame Timber:</b> Engineered Softwood / Engineered Hardwood <b>Sash Timber:</b> Engineered Softwood <b>Finish:</b> Fully Finished Paint 3 Coat <b>Colour:</b> RAL 9003 Signal White <b>Frame/Sash:</b> Ovolo /Ovolo Swedish Joint Sash <b>Sash:</b> OO DG Fan/Fixed light Outward Door <b>Openings:</b> Direct Glazed Fixed Light LH French 1st Outward Door RH French 2nd Outward Door <b>Hardware:</b> -- FSC Material Used -- Windsor Lever Handle Brass (Sent Loose) Butt Hinge - Lift Off Powdercoat White Brass Euro Cylinder Lever-Operated Multi-point Lock Door Cylinder sent loose <b>Attachments:</b> 34 x 60mm Cill Extender No Window Board Groove <b>Glass Spec:</b> 4mm Clear Toughened / 6mm Krypton / 4mm Clear Toughened Soft Coat Low-E ONE <b>Options:</b> Black Aluminium Spacer		
		£ 1,675.58	£ 3,351.16

## THE FINEST TIMBER WINDOWS & DOORS

**Estimate** : 21122084

Item	Quantity	Description		
7	1	Delivery Charge Delivery will be made via a 7.5/18T curtain-sided lorry or 18T flat-bed lorry with no unloading facilities.		
			<b>£ 229.17</b>	<b>£ 229.17</b>

Item	Quantity	Description		
8	1	For every order placed, we plant one tree in an area local to the project. We invite you to match our contribution at the cost of £12.00+VAT. If you wish to opt-out, please tick the box on the front page.		
			<b>£ 12.00</b>	<b>£ 12.00</b>

<b>TOTAL NET</b>		<b>£14,345.17</b>
VAT 20.00 %		£2,869.03
<b>TOTAL GROSS</b>		<b>£17,214.20</b>