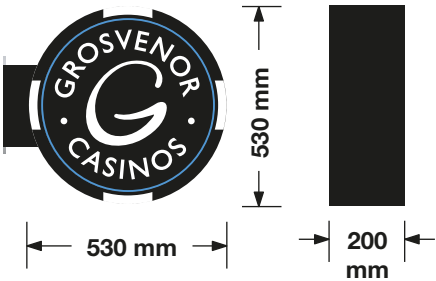


ITEM 02 (Qty 1)
Projecting sign – LHS

- Featuring:
- Consisting of a Flat face fret cut aluminium chip roundel with arm and shroud.
 - Internally illuminated white LED

Scale 1:20



2500mm AGL
REPLACING EXISTING CORAL BOX SIGN

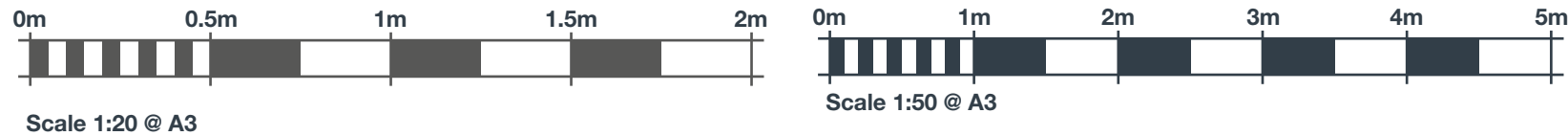
ITEM 03 (Qty 1)
Fascia signage

- Featuring:
- Fret cut aluminium fascia boxes powder coated Black.
 - Back illuminated pushed through Opal acrylic letters & fret cut roundel
 - Internally illuminated by means of LEDs.
 - Fixings through top of boxes directly to underside of building soffit.

Scale 1:50



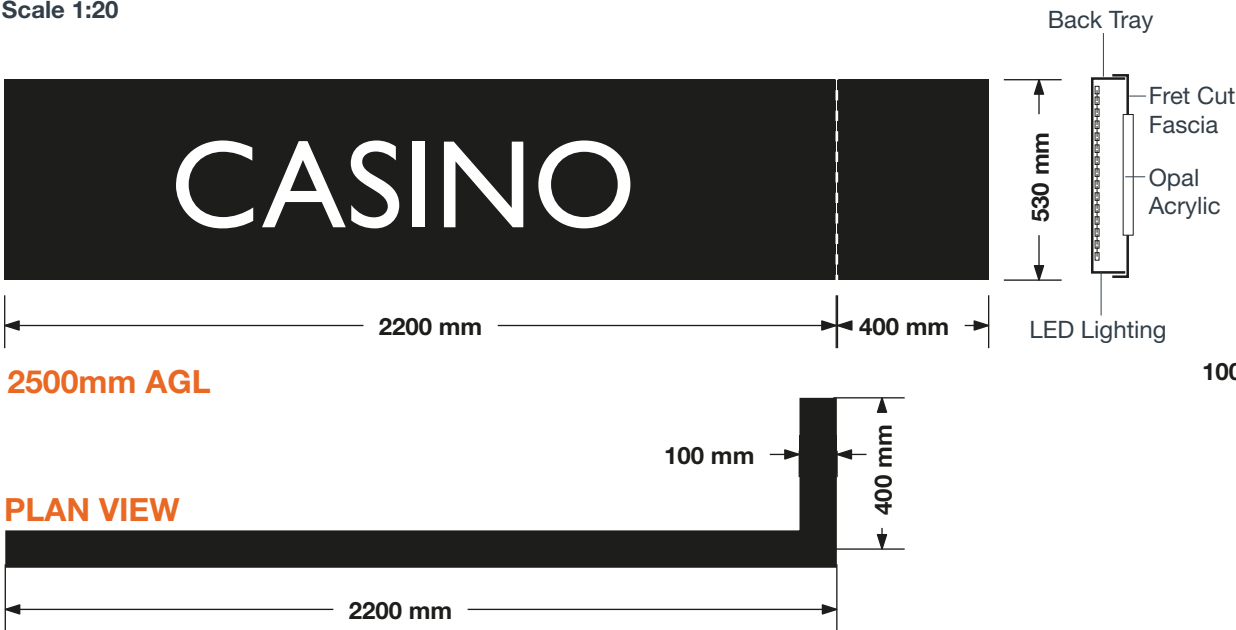
2500mm AGL
REPLACING EXISTING CORAL & GROSVENOR ILLUMINATED FASCIA



ITEM 04A (Qty 1)
LHS Replacement face panel / return fronts only to existing fascia back boxes.

- Featuring:
- Aluminium black powder coated, overhead signage panel with back illuminated.
 - Back illuminated pushed through Opal acrylic letters.
 - Internally illuminated by means of LEDs.

Scale 1:20



2500mm AGL
PLAN VIEW
REFURBISH EXISTING FASCIA LIKE FOR LIKE

ITEM 04B (Qty 1)
Canopy central replacement face panel to existing fascia back boxes.

- Featuring:
- Aluminium black powder coated, overhead signage panel with back illuminated.
 - Back illuminated pushed through Opal acrylic letters.
 - Internally illuminated by means of LEDs.

Scale 1:20



2500mm AGL
REFURBISH EXISTING & CHANGE TEXT ONLY



GROSVENOR CASINO
ST. GILES CASINO
262 TOTTENHAM
COURT ROAD
LONDON
W1T 7RG

166740
20/12/21 - JAC

COPYRIGHT :
THE ATTACHED DESIGNS AND ILLUSTRATIONS
ARE INTENDED SOLELY FOR, AND SHOULD
ONLY BE USED BY, THOSE TO WHOM THIS
DESIGN SPECIFICATION IS ADDRESSED.

THE CONTENTS ARE STRICTLY
PRIVATE AND CONFIDENTIAL.

ANY FORM OF REPRODUCTION,
DISSEMINATION, COPYING, DISCLOSURE,
MODIFICATION OR DISTRIBUTION IS STRICTLY
PROHIBITED WITHOUT THE PRIOR WRITTEN
CONSENT OF ASHLEIGH SIGNS LTD

(COMPANY NUMBER : 1325080)

WHOSE REGISTERED ADDRESS IS:
ASHLEIGH HOUSE, BECKBRIDGE ROAD,
NORMANTON INDUSTRIAL ESTATE,
NORMANTON. WF6 1TE

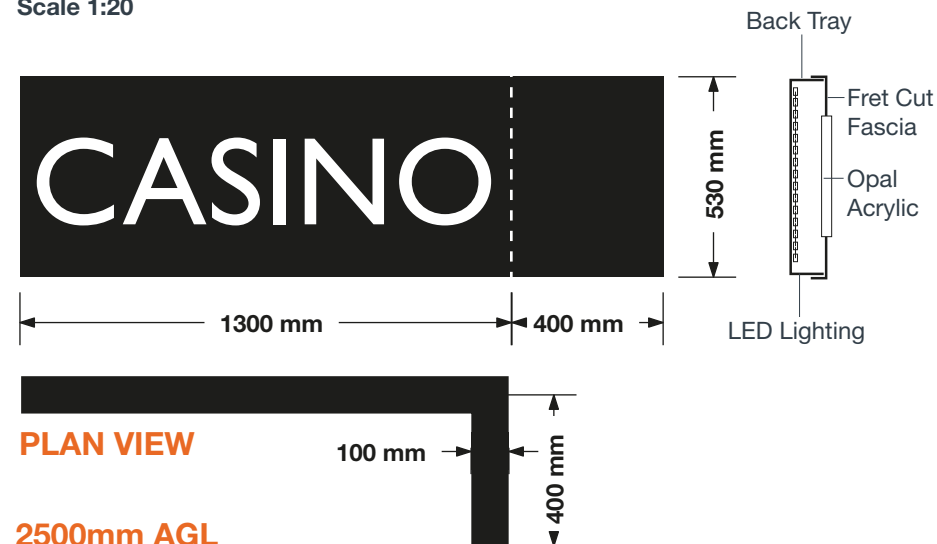
ITEM 04C (Qty 1)

RHS Refurbish face panel / return fronts only to existing fascia back boxes.

Featuring:

- Aluminium black powder coated, overhead signage panel with back illuminated.
- Back illuminated pushed through Opal acrylic letters.
- Internally illuminated by means of LEDs.

Scale 1:20



ITEM 06 (Qty 1)

Wall mounted roundel

Featuring:

- A built up internally illuminated logo.
- White LED illumination to letters and white chip return panels
- RGB Blue LED illumination to diffused inner blue halo
- RGB Blue neon flex halo illumination to rear
- Complete with a formed aluminium backing panel.

Scale 1:20



ITEM 05 (Qty 1)

Refurbish face panel to existing fascia back boxes.

Featuring:

- Aluminium black powder coated, overhead signage panel with back illuminated.
- Back illuminated pushed through Opal acrylic letters.
- Internally illuminated by means of LEDs.

Scale 1:20



ITEM 07 (Qty 2)

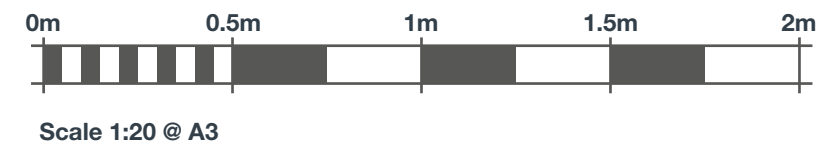
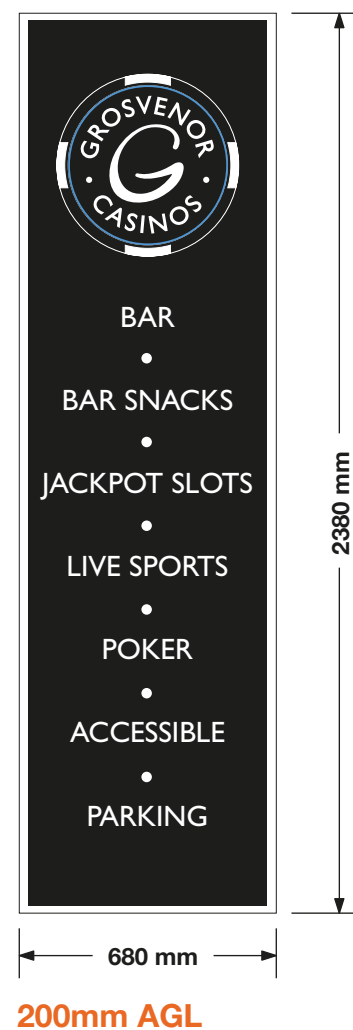
Amenity signage

Featuring:

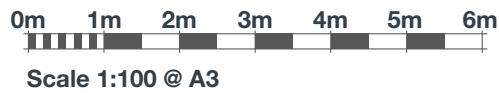
- Consisting of back illuminated Opal pushed through letters
- Back illuminated Grosvenor G roundel.
- Opal frame, internally illuminated in white LED.

Scale 1:20

REPLACES EXISTING SIGN




GROSVENOR - ST. GILES CASINO - EXISTING & PROPOSED ELEVATIONS



PLANNING
PAGE 3 OF 6

TOTTENHAM COURT ROAD - EXISTING



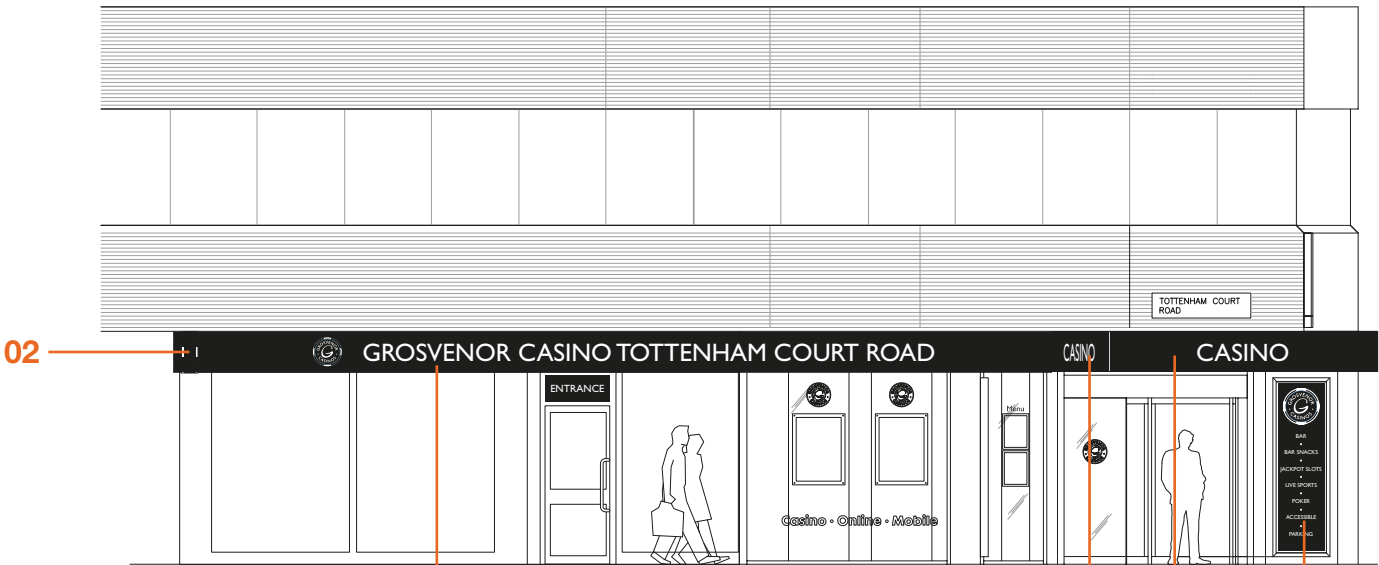
Front Elevation A- Tottenham Court Road

GREAT RUSSELL STREET - EXISTING



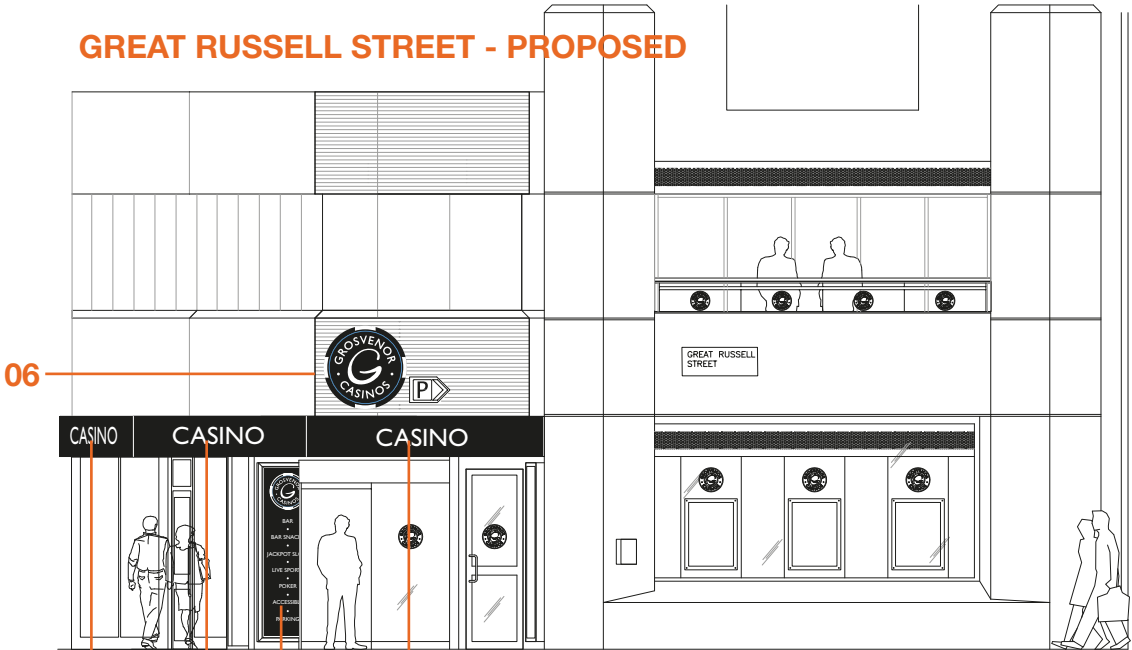
Front Elevation B- Great Russell Street

TOTTENHAM COURT ROAD - PROPOSED



Front Elevation A- Tottenham Court Road

GREAT RUSSELL STREET - PROPOSED



Front Elevation B- Great Russell Street



GROSVENOR CASINO
ST. GILES CASINO
262 TOTTENHAM
COURT ROAD
LONDON
W1T 7RG

166740
20/12/21 - JAC

COPYRIGHT :
THE ATTACHED DESIGNS AND ILLUSTRATIONS
ARE INTENDED SOLELY FOR, AND SHOULD
ONLY BE USED BY, THOSE TO WHOM THIS
DESIGN SPECIFICATION IS ADDRESSED.

THE CONTENTS ARE STRICTLY
PRIVATE AND CONFIDENTIAL.
ANY FORM OF REPRODUCTION,
DISSEMINATION, COPYING, DISCLOSURE,
MODIFICATION OR DISTRIBUTION IS STRICTLY
PROHIBITED WITHOUT THE PRIOR WRITTEN
CONSENT OF ASHLEIGH SIGNS LTD
(COMPANY NUMBER : 1325080)
WHOSE REGISTERED ADDRESS IS:
ASHLEIGH HOUSE, BECKBRIDGE ROAD,
NORMANTON INDUSTRIAL ESTATE,
NORMANTON, WF6 1TE



GROSVENOR CASINO
ST. GILES CASINO
262 TOTTENHAM
COURT ROAD
LONDON
W1T 7RG

166740
20/12/21 - JAC

COPYRIGHT :
THE ATTACHED DESIGNS AND ILLUSTRATIONS
ARE INTENDED SOLELY FOR, AND SHOULD
ONLY BE USED BY, THOSE TO WHOM THIS
DESIGN SPECIFICATION IS ADDRESSED.

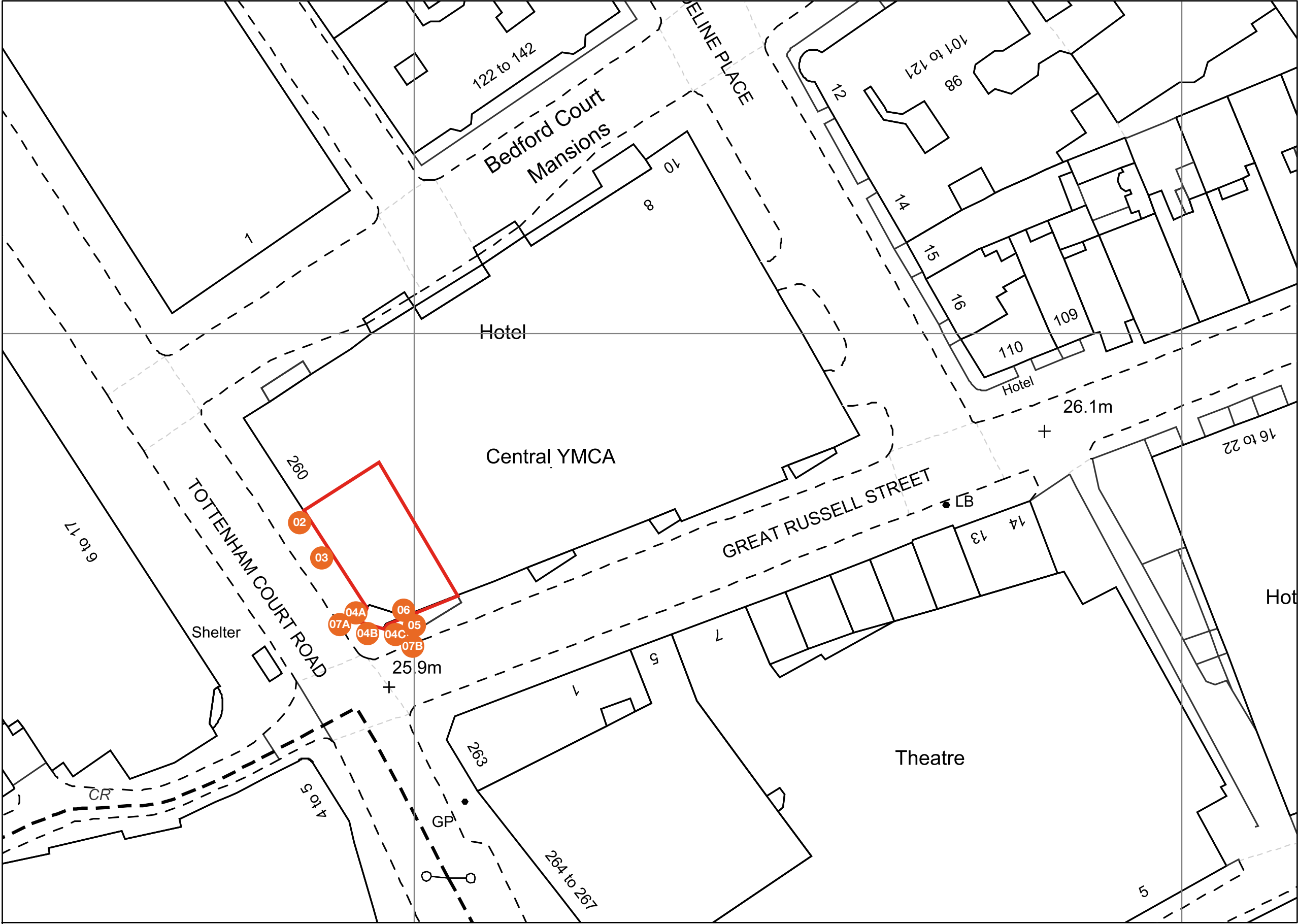
THE CONTENTS ARE STRICTLY
PRIVATE AND CONFIDENTIAL.
ANY FORM OF REPRODUCTION,
DISSEMINATION, COPYING, DISCLOSURE,
MODIFICATION OR DISTRIBUTION IS STRICTLY
PROHIBITED WITHOUT THE PRIOR WRITTEN
CONSENT OF ASHLEIGH SIGNS LTD

(COMPANY NUMBER : 1325080)
WHOSE REGISTERED ADDRESS IS:
ASHLEIGH HOUSE, BECKBRIDGE ROAD,
NORMANTON INDUSTRIAL ESTATE,
NORMANTON, WFG 1TE

GROSVENOR - ST. GILES CASINO - LOCATION PLAN



Scale 1:500 @ A3



PLANNING
PAGE 5 OF 6



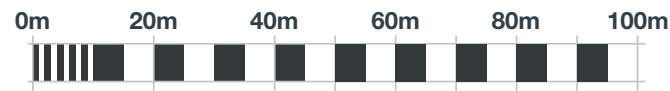
GROSVENOR CASINO
ST. GILES CASINO
262 TOTTENHAM
COURT ROAD
LONDON
W1T 7RG

166740
20/12/21 - JAC

COPYRIGHT :
THE ATTACHED DESIGNS AND ILLUSTRATIONS
ARE INTENDED SOLELY FOR, AND SHOULD
ONLY BE USED BY, THOSE TO WHOM THIS
DESIGN SPECIFICATION IS ADDRESSED.

THE CONTENTS ARE STRICTLY
PRIVATE AND CONFIDENTIAL.
ANY FORM OF REPRODUCTION,
DISSEMINATION, COPYING, DISCLOSURE,
MODIFICATION OR DISTRIBUTION IS STRICTLY
PROHIBITED WITHOUT THE PRIOR WRITTEN
CONSENT OF ASHLEIGH SIGNS LTD
(COMPANY NUMBER : 1325080)
WHOSE REGISTERED ADDRESS IS:
ASHLEIGH HOUSE, BECKBRIDGE ROAD,
NORMANTON INDUSTRIAL ESTATE,
NORMANTON, WFG 1TE

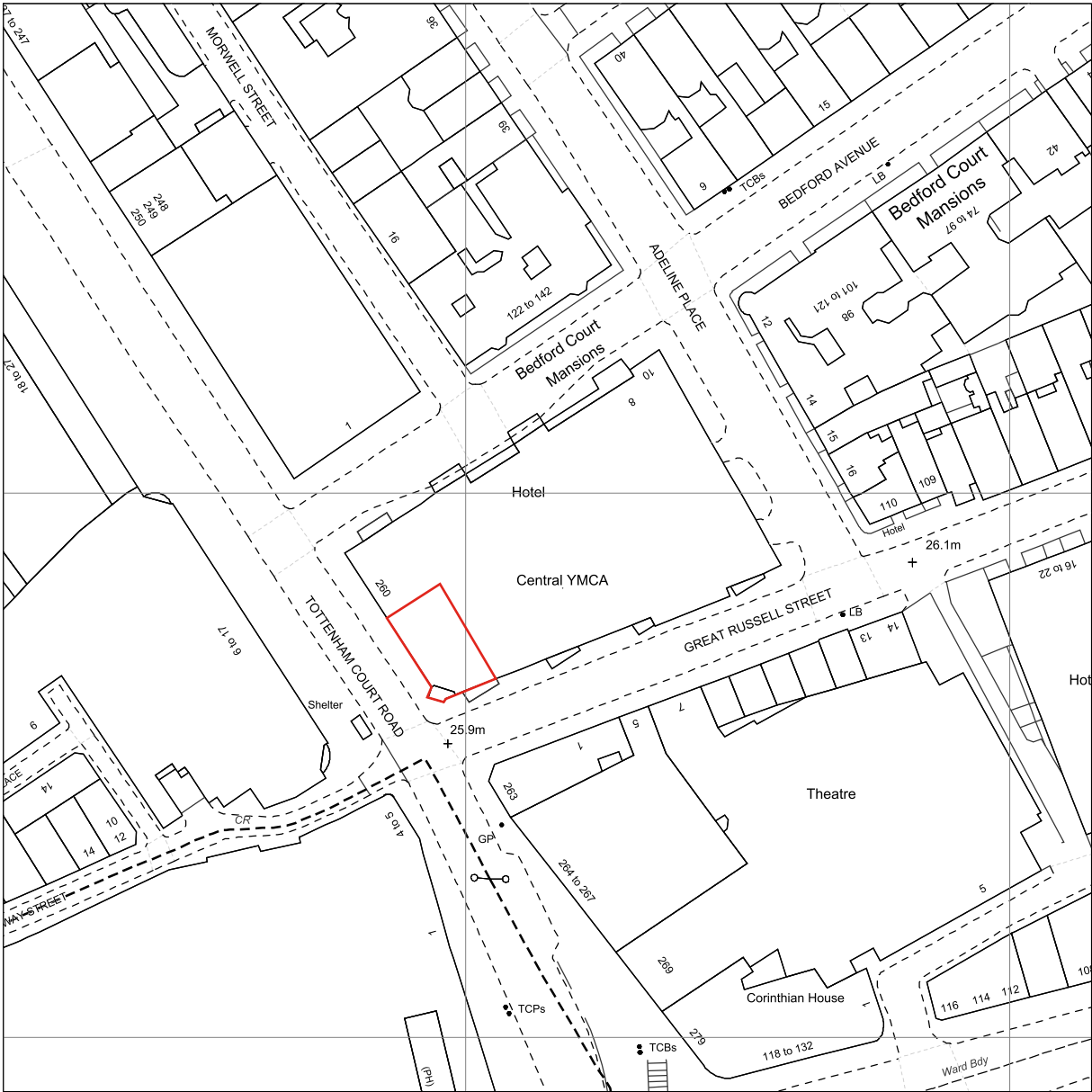
GROSVENOR - ST. GILES CASINO - LOCATION PLAN



Scale 1:1250 @ A3



PLANNING
PAGE 6 OF 6



GROSVENOR CASINO
ST. GILES CASINO
262 TOTTENHAM
COURT ROAD
LONDON
W1T 7RG

166740
20/12/21 - JAC

COPYRIGHT :
THE ATTACHED DESIGNS AND ILLUSTRATIONS
ARE INTENDED SOLELY FOR, AND SHOULD
ONLY BE USED BY, THOSE TO WHOM THIS
DESIGN SPECIFICATION IS ADDRESSED.

THE CONTENTS ARE STRICTLY
PRIVATE AND CONFIDENTIAL.
ANY FORM OF REPRODUCTION,
DISSEMINATION, COPYING, DISCLOSURE,
MODIFICATION OR DISTRIBUTION IS STRICTLY
PROHIBITED WITHOUT THE PRIOR WRITTEN
CONSENT OF ASHLEIGH SIGNS LTD
(COMPANY NUMBER : 1325080)
WHOSE REGISTERED ADDRESS IS:
ASHLEIGH HOUSE, BECKBRIDGE ROAD,
NORMANTON INDUSTRIAL ESTATE,
NORMANTON. WF6 1TE