



Existing - Shutters Open

Scale 1 : 50




Existing - Shutters Closed

Scale 1 : 50

Drawing No	1
Drawing Title	Existing Front Elevation Drawing
Address	36 Earlham Street London WC2H

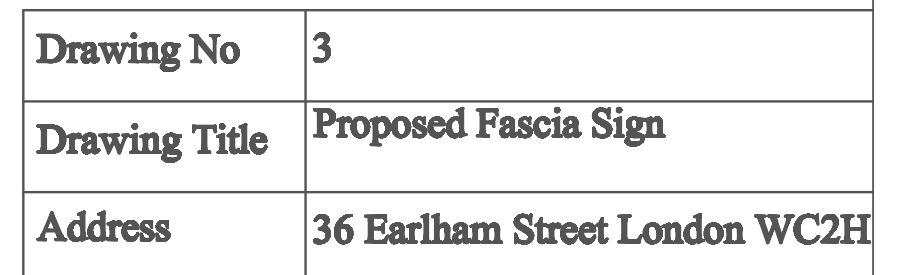


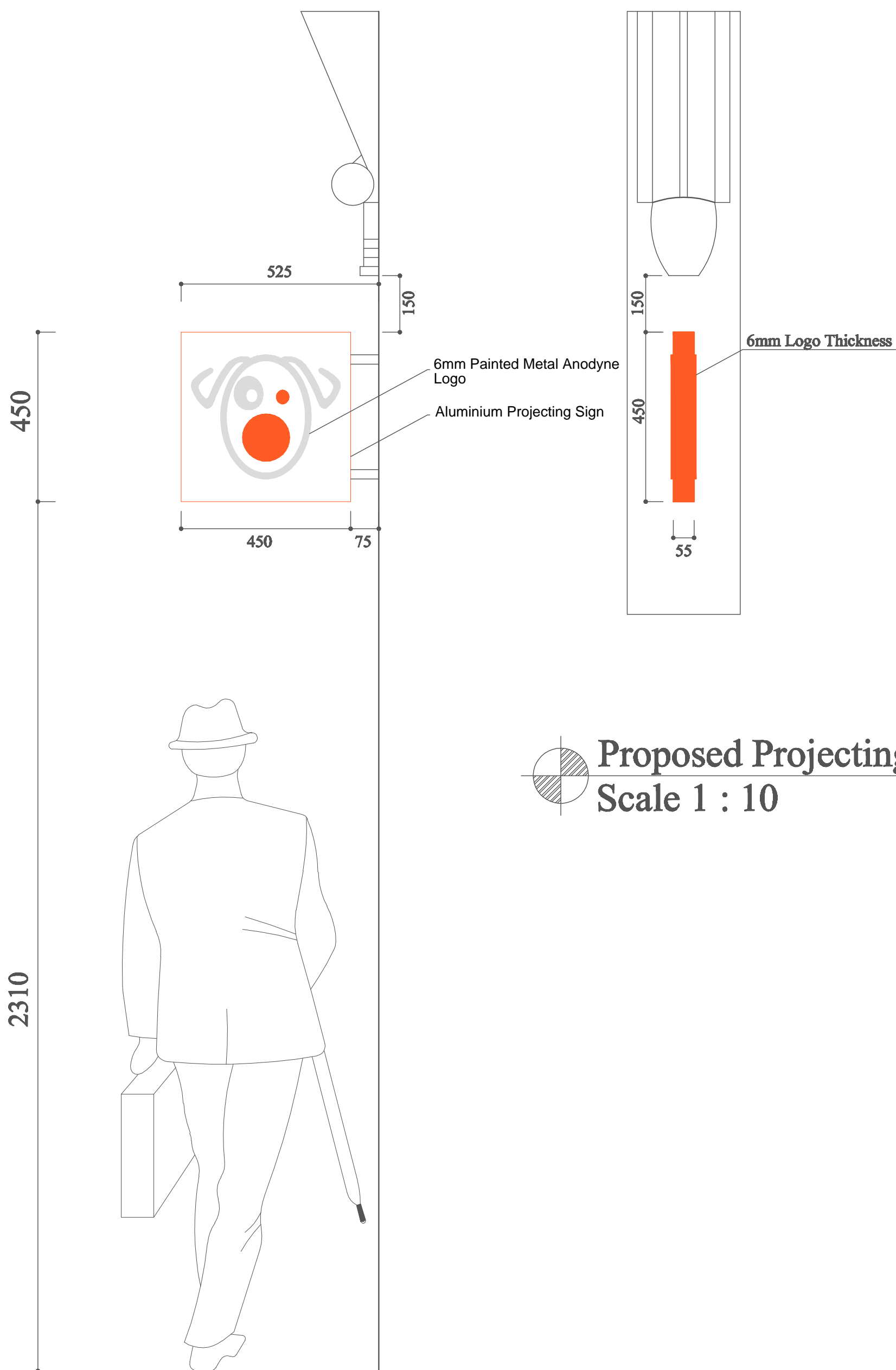
 **Proposed - Shutters Open**
Scale 1 : 50



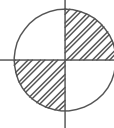
 **Proposed - Shutters Closed**
Scale 1 : 50

Drawing No	2
Drawing Title	Proposed Front Elevation Drawing
Address	36 Earlham Street London WC2H





 **Proposed Projecting Sign**
Scale 1 : 10

 **Section - Through Doorway**
Scale 1 : 10

Drawing No	4
Drawing Title	Proposed Projecting Sign
Address	36 Earlham Street London WC2H