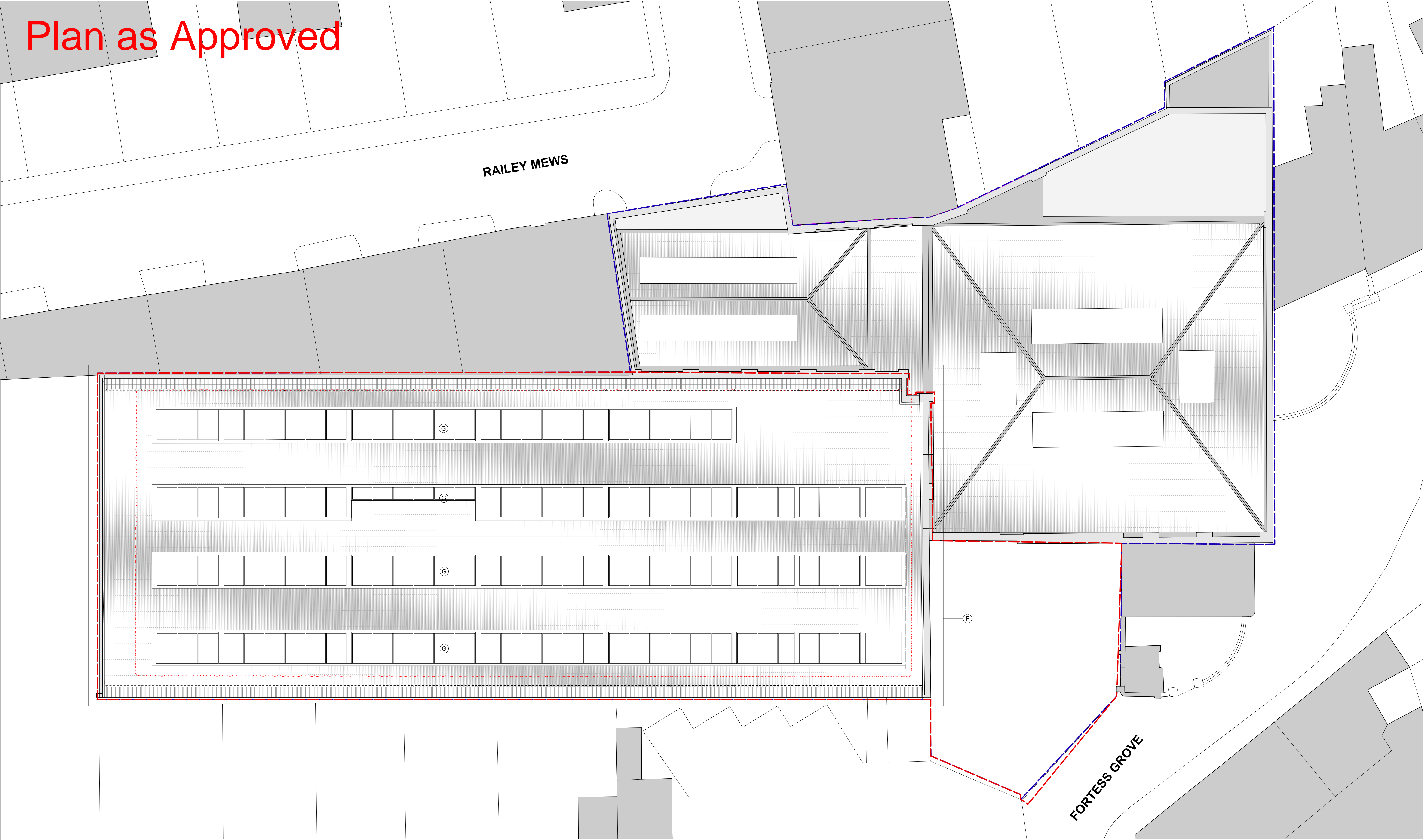


Plan as Approved





**DRAWING NOTES:**  
All dimensions to be checked on site prior to commencement of any works, and/or preparation of any shop drawings.  
Sizes of and dimensions to any structural elements are indicative only. See structural engineers drawings for actual sizes/dimensions.  
Sizes of and dimensions to any service elements are indicative only. See service engineers drawings for actual sizes and dimensions.  
This drawing to be read in conjunction with all other Architect's drawings, specifications and other Consultants' information.  
All proprietary systems shown on this drawing are to be installed strictly in accordance with the Manufacturers/Suppliers recommended details.  
Any discrepancies between information shown on this drawing and any other contract information or manufacturers/suppliers recommendations is to be brought to the attention of the Architect.  
DO NOT SCALE FROM THIS DRAWING.

**DRAWING NOTES:**

**DRAWING KEY:**

- |          |  |          |  |
|----------|--|----------|--|
| <b>A</b> | New double-glazed window to existing opening; detail to match existing   | <b>E</b> | New louvred panel & door to existing opening; to replace existing roller shutter |
| <b>B</b> | New double-glazed window/ door to existing opening; detail to match existing; to replace existing roller shutter | <b>F</b> | New roof cladding & structure to existing warehouse                              |
| <b>C</b> | New double-glazed window to enlarged existing opening (cill lowered); detail to match existing                   | <b>G</b> | New rooflights   |
| <b>D</b> | New double-glazed window to new opening; detail to match existing  | <b>H</b> | New infill extension to existing flat roof                                       |
|          |  | <b>I</b> | New louvred panel to enlarged rooflight  |
|          |  | <b>J</b> | New Acoustic louvred panel to roof   |

- |   |                             |
|---|-----------------------------|
|  | Site A Application Boundary |
|  | Development Boundary        |

4	Issued for MMA
3	Issued for NMA
2	Revision to Rooflights
1	Issued for Planning
STATUS REVISION	

03/12/2020
27/08/2020
06/10/2017
14/07/2017
DATE

DRAWING		GENERAL ARRANGEMENT Arrangement Roof Plan	
SCALE	1:100 @ A1 (1:200 @ A3)	DRAWING FILE REF 1014-PL-Floor Plans	
DATE	Jul 2017	DRAWN BY	BGY
DWG No.	1014-PL-A-RF	REVISION	D
DRAWING STATUS		PLANNING	
Information contained on this drawing is the sole copyright of Buckley Gray Yeoman and is not to be reproduced without their permission.			

Buckley Gray Yeoman	
Studio 4.04 The Tea Building 56 Shoreditch High Street London E1 6JJ T: 020 7033 9913 F: 020 7033 9914	
CLIENT	Fortess 2016 Ltd
PROJECT	Workshop A, Fortess Grove