





1 West Elevation of South Courtyard Showing Proposed Bridge Links
1 : 100

DO NOT SCALE
THIS DRAWING IS © IAN RITCHIE ARCHITECTS LTD
Dimensions to be verified on site.
Figured dimensions to take preference to those scaled.
All discrepancies to be clarified with the project Architect.
Unless otherwise stated all levels to be AOD.
This drawing is the property of Ian Ritchie Architects Ltd. and is issued on the condition it is not reproduced, retained or disclosed to any unauthorised person, either wholly or in part without written consent.

-   REVISION
  IN ABEYANCE

- 1 East-West bridge link enclosed at Level 1
- 2 East-West Open air bridge link to SWC(fire escape) at Level 02-04
- 3 North-South bridge link enclosed connection to SWC
- 4 Open grille maintenance bridge from SWC level 6
- 5 Additional cycle storage

Rev	15.09.21	TR	GT	IR	Planning
Date		By	Ck	Ap	Description
Job Title					
SWC - 5th Quad					
Drawing Title					
Proposed N-S Section Through Bridge Link Looking West Towards SWC East Facade					
© IAN RITCHIE ARCHITECTS Ltd.					
110 Three Colt Street London E14 8AZ					
Tel: +44 (0)207 338 1100					
Status					
FOR COMMENT					
Scale					Date
1 : 100@A1					15.09.2021
Drawn		Checked		Approved	
TR		GT		IR	
Job No.		Drawing No.			Rev.
780		08-2201- 780-IRAL-DR-			PL