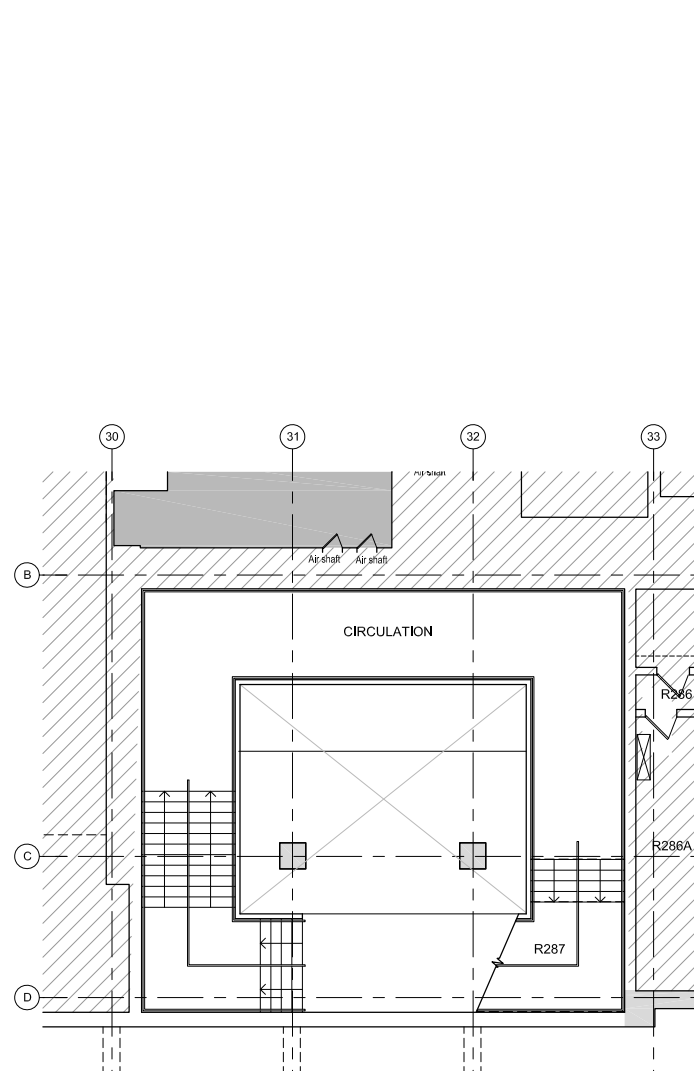


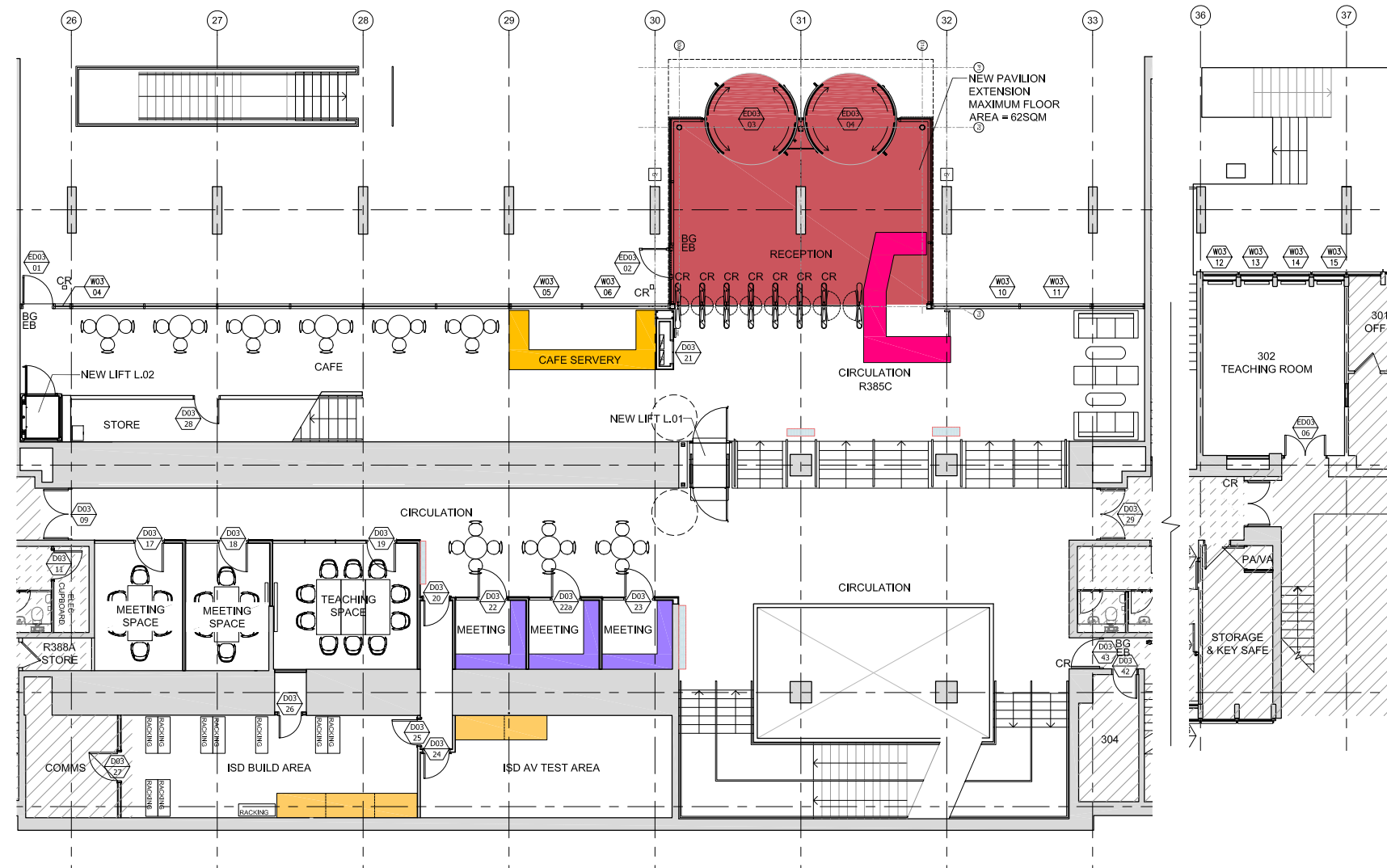
© Architon LLP 2014

This drawing is the property of Architon LLP and must not be divulged to anyone, copied or reproduced, or used for marketing, advertising or promotional purposes without the express written permission of Architon LLP.

All dimensions are to be checked on site and not scaled from this drawing. Contractors must verify all dimensions on site before setting out, commencing work or preparing shop drawings. Any discrepancies on this drawing with other contract documentation to be reported immediately for clarification.



3 LEVEL 2 - ZONE B
PLAN - AS PROPOSED 1:100



4 LEVEL 3 - CORE A & ZONE B
PLAN - AS PROPOSED 1:100

- LEGEND**
- AREA OUTSIDE SCOPE OF WORKS, EXCEPT FOR MAKING GOOD WHERE DISTURBED
 - WORKS BEING CARRIED OUT AS PLANNING / LISTED CONSENTS, REFERENCE: 2019/6386/P & 2019/6410/L
 - AREA OF EXISTING CONCRETE FOLLOWING ON SITE VISUAL SURVEY & EXISTING DRAWINGS PROVIDED BY CLIENT. EXTENT TO BE CONFIRMED ON SITE.
 - NEW PARTITION WALL
 - NEW DOOR
 - NEW EXTERNAL DOOR
 - NEW FIRE RATED ACCESS PANEL
 - NEW DRYRISER
 - EXISTING DRYRISER
 - NEW GRILLE TO CORE RISER, NB: NEED FOR / LOCATION TO BE REVIEWED CONFIRMED FOLLOWING SURVEY. ALLOW FOR NEW ACCESS LADDERS BETWEEN LEVELS TO SUIT, AS APPROPRIATE
 - MAXIMUM NEW FLOOR AREA = 62 SQM
 - WINDOW TREATMENT BLD-01 - GLARE BLINDS (MANUAL)
 - NEW CAFE. SEE DETAIL
 - NEW TEAPOINT. SEE DETAIL
 - NEW RECEPTION DESK. SEE DETAIL
 - FIX METAL FRAMING TO SUPPORT DIGITAL SCREI ACOUSTIC PANELING AND SCREENS
 - NEW BUILT IN DESK
 - NEW BUILT IN BENCH
 - NEW SEAT
 - INSTALL NEW BALUSTRADE/ EDGE PROTECTION
 - CARD READER
 - EXIT BUTTON / BREAK GLASS
 - PROPOSED GULLY
 - INDICATIVE DIGITAL SIGNAGE. FINAL DESIGN TO BE DEVELOPED WITH SIGNAGE PACKAGE WHICH WILL COME FORWARD AT A LATER STAGE.

ENSURE NO STRIP OUT, DEMOLITION OR BUILDING WORKS ARE UNDERTAKEN WITHOUT THE REQUIRED LISTED BUILDING AND PLANNING CONSENTS FROM THE LOCAL AUTHORITY AND ENGLISH HERITAGE.

DRAWINGS ARE BASED ON INFORMATION PROVIDED BY UCL.

DRAWINGS TO BE READ IN CONJUNCTION WITH:-

- ARCHITECTURAL DRAWINGS, SCHEDULES AND SPECIFICATIONS.
- STRUCTURAL DRAWINGS AND SPECIFICATIONS.
- M&E DRAWINGS AND SPECIFICATIONS.
- ACOUSTIC REPORTS.
- FIRE STRATEGY.

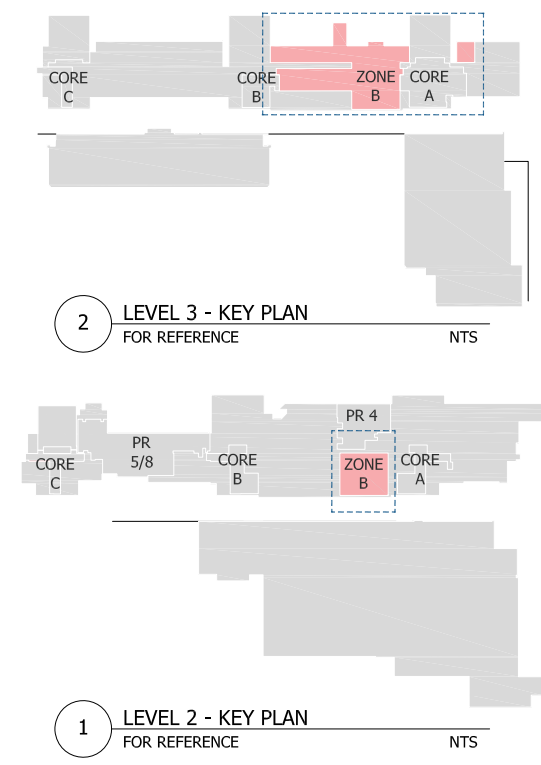
ALL WORKS TO BE FULLY CO-ORDINATED WITH MEP / STRUCTURAL PROPOSALS, AS APPROPRIATE.

ALL SETTING-OUT INFORMATION TO BE CHECKED AGAINST SITE DIMENSIONS

ALL WORKS TO BE IN ACCORDANCE WITH ALL STATUTORY REQUIREMENTS. WHERE AMENDED PROPOSALS DIFFER FROM THOSE APPROVED BY LA, NEW APPROVALS TO BE OBTAINED PRIOR TO COMMENCING WORKS.

FIRE RATED COMPONENTS TO BE IN ACCORDANCE WITH OVER-ARCHING FIRE STRATEGY FOR THE IOE.

ACOUSTIC RATED COMPONENTS TO BE IN ACCORDANCE WITH ACOUSTIC STRATEGY - PREPARED BY B.H.



2 LEVEL 3 - KEY PLAN
FOR REFERENCE NTS

1 LEVEL 2 - KEY PLAN
FOR REFERENCE NTS



PLANNING ISSUE

P7	FINAL PLANNING ISSUE	08/12/21
P6	PLANNING ISSUE	21/07/21
P5	PLANNING ISSUE	16/04/21
P4	WIP	12/02/21
P3	ISSUED FOR FINAL COMMENTS	01/02/21
P2	COMMENTS INCORPORATED	23/12/20
P2	COMMENTS INCORPORATED	23/12/20
P1	ISSUED FOR COMMENTS	11/12/20

Rev	Description	Date
-----	-------------	------

overbury Client

Job title
University College London
Institute of Education
Phase 2
20 Bedford Way, WC1H 0AL

Drawing title
Level 3 & Level 2
Plan - As Proposed
Planning Application 2C

Scale	Date	Drawn
1:100 @ A1	DEC 20	IL

ARCHITON LLP

CHARTERED ARCHITECTS · DESIGN · PLANNING CONSULTANTS · DEVELOPMENT · BUILDING COST MANAGEMENT

REGENCY HOUSE 17 WEST STREET EPSOM KT18 7RL
TEL: 01372 745600 FAX: 01372 745016 Email: info@architon.com

Drawing No
3147 - P3 - 2305 P7

ARCHITON LLP certified to:
BS EN ISO 9001
BS EN ISO 14001
IIP Accreditation