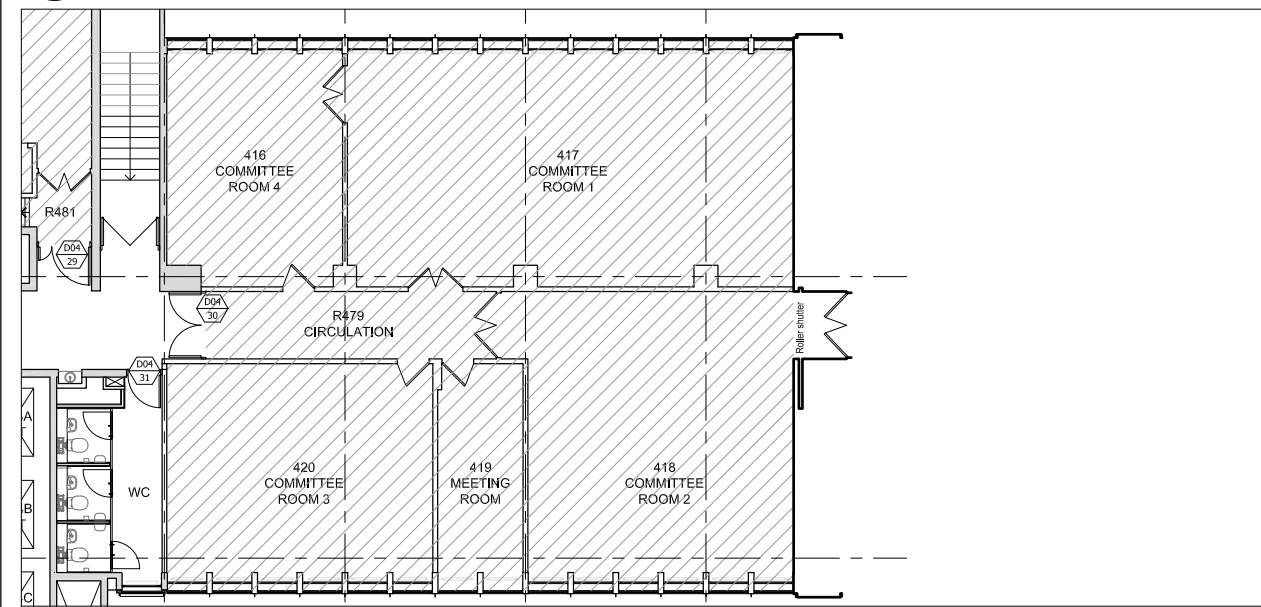
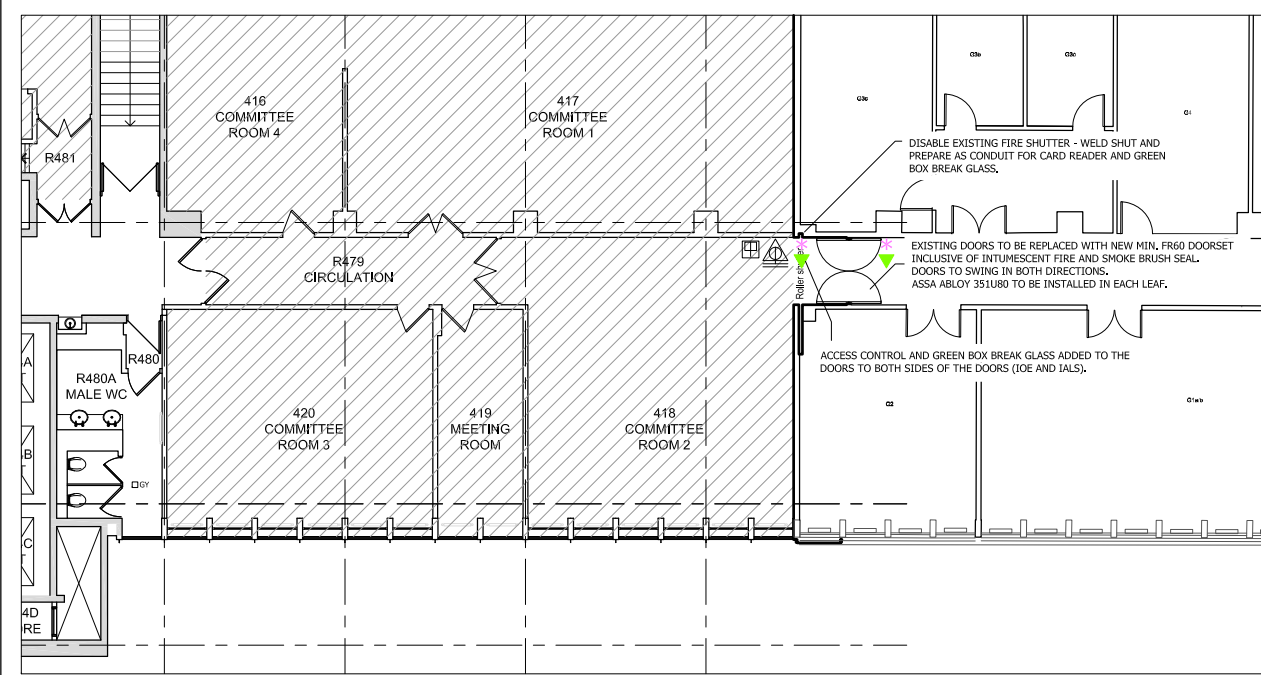


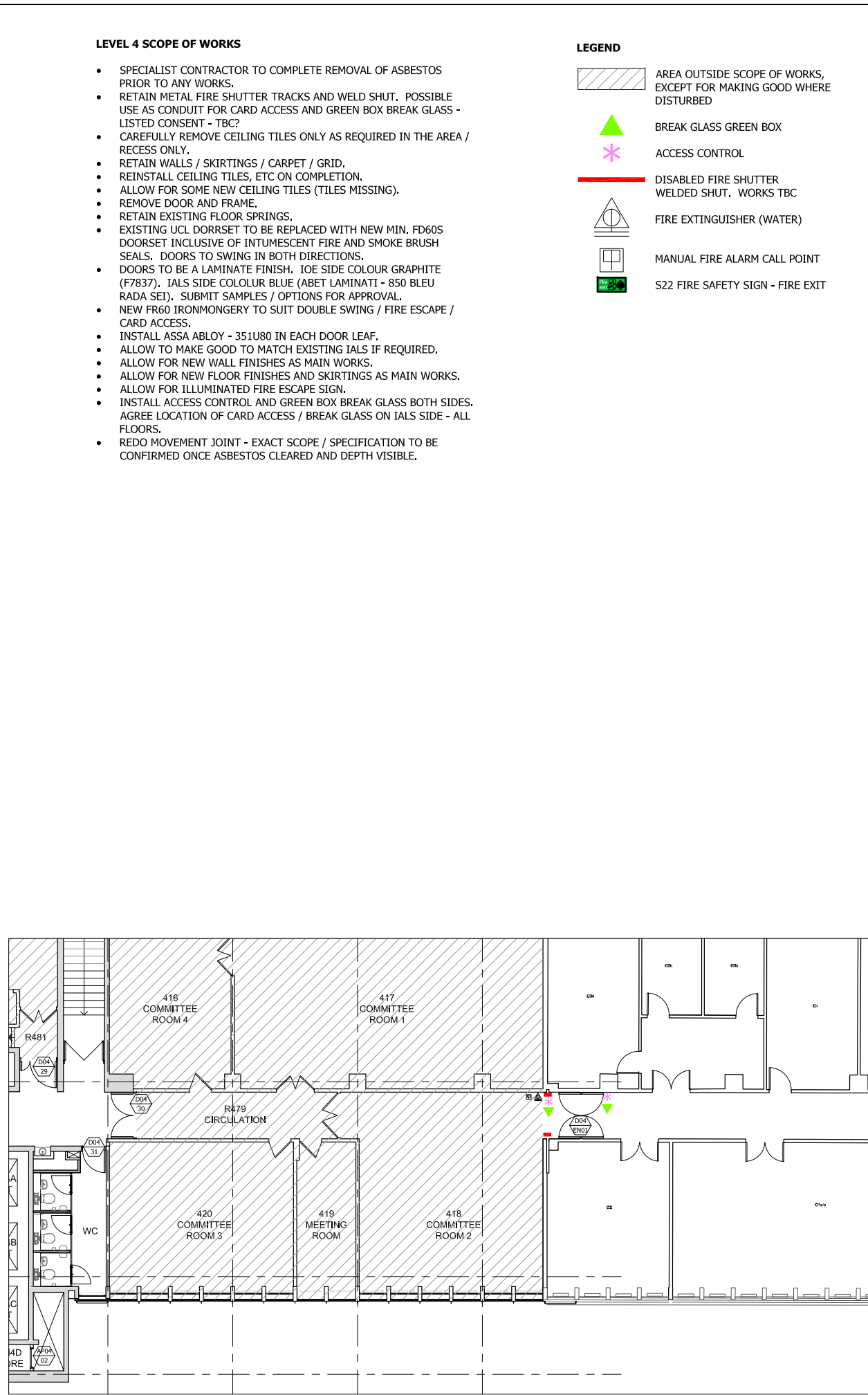
1 LEVEL 4  
PLAN - AS EXISTING 1:100 @ A1



2 LEVEL 4  
STAGE 4 PLAN - AS PROPOSED 1:100 @ A1



3 LEVEL 4  
ENABLING WORKS - AS PROPOSED 1:100 @ A1



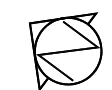
4 LEVEL 4  
FINAL 1:100 @ A1

**LEVEL 4 SCOPE OF WORKS**

- SPECIALIST CONTRACTOR TO COMPLETE REMOVAL OF ASBESTOS PRIOR TO ANY WORKS.
- RETAIN METAL FIRE SHUTTER TRACKS AND WELD SHUT. POSSIBLE USE AS CONDUIT FOR CARD ACCESS AND GREEN BOX BREAK GLASS - LISTED CONSENT - TBC?
- CAREFULLY REMOVE CEILING TILES ONLY AS REQUIRED IN THE AREA / RECESS ONLY.
- RETAIN WALLS / SKIRTINGS / CARPET / GRID.
- REINSTALL CEILING TILES, ETC ON COMPLETION.
- ALLOW FOR SOME NEW CEILING TILES (TILES MISSING).
- REMOVE DOOR AND FRAME.
- RETAIN EXISTING FLOOR SPRINGS.
- EXISTING UCL DORRSET TO BE REPLACED WITH NEW MIN. FD60S DOORSET INCLUSIVE OF INTUMESCENT FIRE AND SMOKE BRUSH SEALS. DOORS TO SWING IN BOTH DIRECTIONS.
- DOORS TO BE A LAMINATE FINISH. IOE SIDE COLOUR GRAPHITE (F7837). IALS SIDE COLOUR BLUE (ABET LAMINATI - 850 BLEU RADA SEI). SUBMIT SAMPLES / OPTIONS FOR APPROVAL.
- NEW FR60 IRONMONGERY TO SUIT DOUBLE SWING / FIRE ESCAPE / CARD ACCESS.
- INSTALL ASSA ABLOY - 351U80 IN EACH DOOR LEAF.
- ALLOW TO MAKE GOOD TO MATCH EXISTING IALS IF REQUIRED.
- ALLOW FOR NEW WALL FINISHES AS MAIN WORKS.
- ALLOW FOR NEW FLOOR FINISHES AND SKIRTINGS AS MAIN WORKS.
- ALLOW FOR ILLUMINATED FIRE ESCAPE SIGN.
- INSTALL ACCESS CONTROL AND GREEN BOX BREAK GLASS BOTH SIDES. AGREE LOCATION OF CARD ACCESS / BREAK GLASS ON IALS SIDE - ALL FLOORS.
- REDO MOVEMENT JOINT - EXACT SCOPE / SPECIFICATION TO BE CONFIRMED ONCE ASBESTOS CLEARED AND DEPTH VISIBLE.

**LEGEND**

- AREA OUTSIDE SCOPE OF WORKS, EXCEPT FOR MAKING GOOD WHERE DISTURBED
- BREAK GLASS GREEN BOX
- ACCESS CONTROL
- DISABLED FIRE SHUTTER WELDED SHUT. WORKS TBC
- FIRE EXTINGUISHER (WATER)
- MANUAL FIRE ALARM CALL POINT
- S22 FIRE SAFETY SIGN - FIRE EXIT



© Architon LLP 2014

This drawing is the property of Architon LLP and must not be divulged to anyone, copied or reproduced, or used for marketing, advertising or promotional purposes without the express written permission of Architon LLP.

All dimensions are to be checked on site and not scaled from this drawing. Contractors must verify all dimensions on site before setting out, commencing work or preparing shop drawings. Any discrepancies on this drawing with other contract documentation to be reported immediately for clarification.

Notes

**RECORD / AS BUILT ISSUE**

Rev	Description	Date



Job title  
University College London  
Institute of Education  
Phase 2  
20 Bedford Way, WC1H 0AL

Drawing title  
Level 4  
Plan - IALS Doors  
Enabling Works

Scale	Date	Drawn
1:100 @A1	Jan 21	PH

**ARCHITON LLP**  
 CHARTERED ARCHITECTS · DESIGN ·  
 PLANNING CONSULTANTS · DEVELOPMENT ·  
 BUILDING COST MANAGEMENT  
 REGENCY HOUSE 17 WEST STREET EPSOM KT18 7RL  
 TEL:01372 745600 FAX:01372 745016 Email:info@architon.com

Drawing No  
3147 - 001

ARCHITON LLP  
certified to:  
BS EN ISO 9001  
BS EN ISO 14001  
IIP Accreditation

