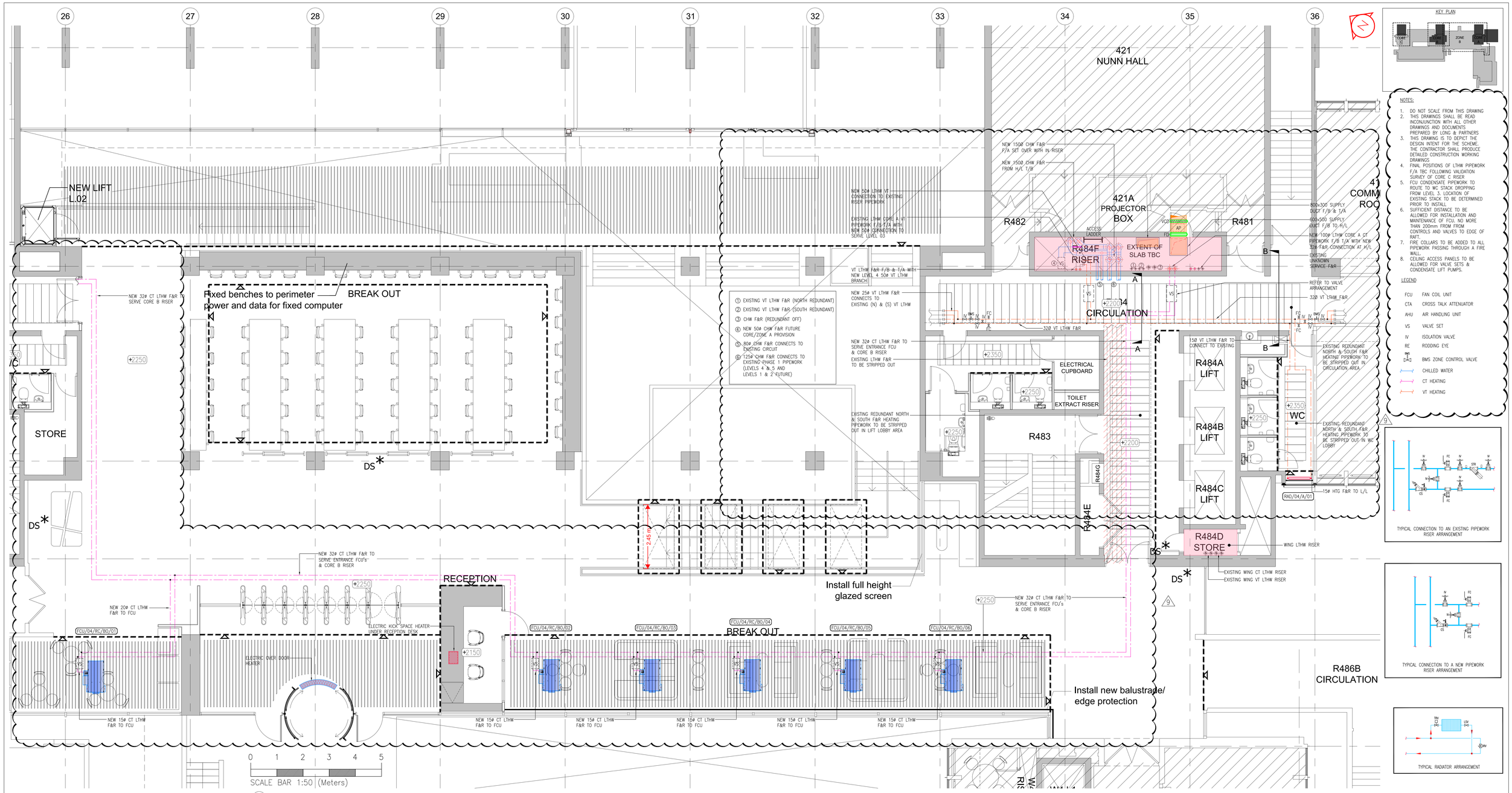

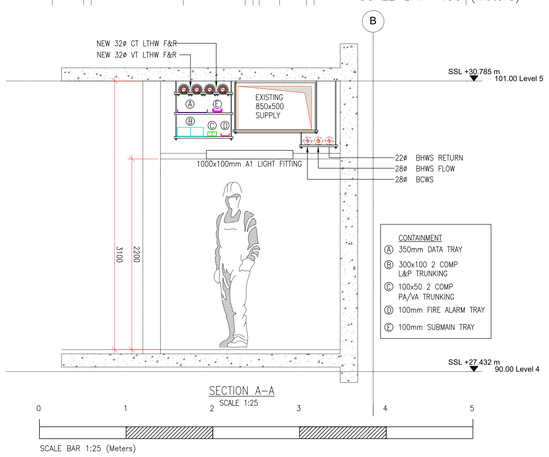

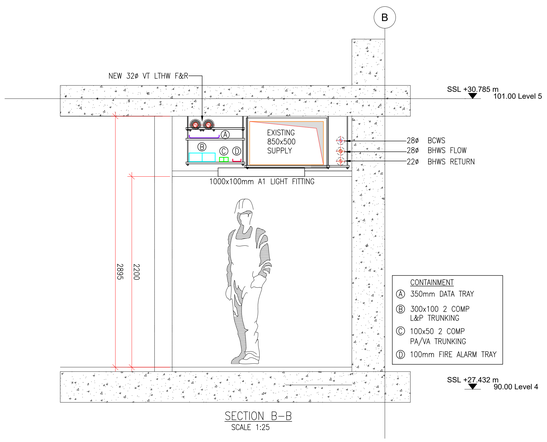

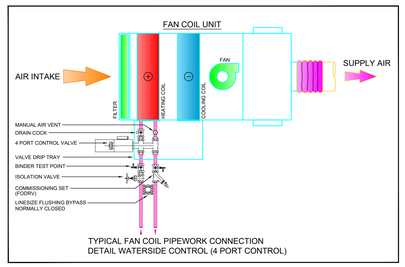

TYPICAL FAN COIL PIPEWORK CONNECTION
DETAIL WATERSIDE CONTROL (4 PORT CONTROL)

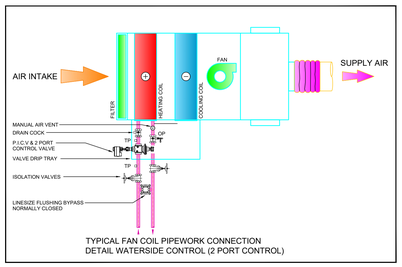

TYPICAL FAN COIL PIPEWORK CONNECTION
DETAIL WATERSIDE CONTROL (2 PORT CONTROL)

Rev	Date	Description	Drawn
9	30.06.20	STAGE 4 FINAL ISSUE INCORPORATING COMMENTS	CAD
8	19.06.20	REVISED TO SUIT NEW ARCHITECT GA STAGE 4 ISSUE	CAD
7	26.05.20	COMMENTS INCORPORATED STAGE 4 ISSUE	CAD
6	07.05.20	ENTRANC STAGE 4 ISSUE	CAD
5	28.04.20	ENTRANCE INCORPORATED STAGE 4 ISSUE	CAD
4	03.04.20	STAGE 4 ISSUE	CAD
3	20.03.20	STAGE 4 DRAFT	CAD
2	30.01.22	STAGE 3 ISSUE	CAD
1	16.12.19	STAGE 3 ISSUE	CAD
0	29.11.19	STAGE 3 DRAFT ISSUE	CAD

Based on architects drawing
20BW–ALLP–ZZ–04–DR–A–2405

Issue status
STAGE 4

Project
UCL IOE, 20 BEDFORD WAY
PHASE 2

Title
LEVEL 4 CORE A/B
LTHW & CHW PIPEWORK
LAYOUT

Scale	Designed By	Checked by	Date
1:50@A0	NH	AJ	JAN'20

long...partners
buildingservicesconsultants
Fifth Floor, 120 Old Broad Street, London, EC2N 1AR
T +44 (0)20 7920 4600
F +44 (0)20 7920 4601
E info@longandpartners.co.uk
W www.longandpartners.co.uk

LP-CA-04-DR-M-1100 9

Copyright reserved. this drawing may not be used or reproduced without written consent. Dimensions should not be scaled from this drawing.