

NOTES:

- Existing mechanical, public health and electrical equipment carefully removed throughout as indicated in MEP information. Redundant fixing positions and service runs made good.
- Existing electrical cupboards carefully removed and abutments made good.
- Old abutments made good ready to receive new finishes.
- Existing external doors and frames carefully removed and openings made good ready to receive new doors.
- Existing lifts retained and refurbished.
- Existing sanitary ware carefully removed and abutments / substrates made good ready to receive new finishes and equipment.
- Existing kitchens and associated services carefully removed with abutments and substrates made good ready to receive new finishes.
- Existing metal staircase and balustrade carefully removed. Old fixing locations to be made good.
- Existing window guarding carefully removed.
- Existing tiled wall finish carefully removed and substrate made good ready to receive new finish.
- Existing service risers and boxing removed.
- Existing window removed and sill below taken down to floor level to form new door. Abutments made good.
- Existing window removed, sill dropped and structural opening widened to form new doorway.
- Existing casement windows carefully removed and structural openings made good ready to receive new windows.
- Existing security screens / bars carefully removed and old fixing points made good.
- Existing infilled vault entrances carefully opened up.
- Existing wall carefully removed in accordance with structural engineers information.
- Existing cornice carefully removed where indicated.
- New opening formed in existing timber stud and plasterboard wall.
- Existing curtains / blinds removed and redundant fixing holes made good.
- Existing dado and skirting carefully removed, old fixing locations made good.
- Existing opening timber reveal and architraves carefully removed and wall made good as required.
- Existing steel staircase carefully removed. Abutments made good.
- Existing skylights removed.
- Existing metal tube guarding and roof fixings carefully removed and roof structure made good.
- Existing dado carefully removed, old fixing locations made good.
- Existing sliding roof hatch and rails removed and fixing locations made good.
- Existing redundant rooftop plant housings removed and retained roof made good.
- Existing tiled floor carefully removed back to original floorboards.
- Existing MDF paneling removed to expose existing cast iron fireplace.
- New opening formed in existing roof. Structural opening details to structural engineers details.

KEY

Ownership Boundary Line (all other land shown south of blue line on plan is within applicants control).

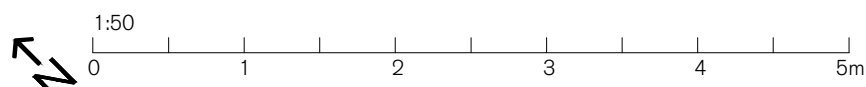
Application boundary.

DEMOLITION KEY:

Walls / elements to be carefully demolished and adjoining elements to be made good where necessary.

Existing door, architraves and lining to be removed. Refer to door schedule for additional details. Structural opening to be made good.

Existing ceilings carefully removed.



SPRATLEY & PARTNERS
7 CENTENARY BUSINESS PARK, STATION ROAD, HENLEY-ON-THAMES, OXFORDSHIRE RG9 1DS. 01491 411277
ISSUED ONLY FOR THE PURPOSE INDICATED. THIS DRAWING TO BE READ IN CONJUNCTION WITH ALL CONSULTANTS
INFORMATION. ALL DIMENSIONS TO BE CHECKED ON SITE. THIS DRAWING IS COPYRIGHT.

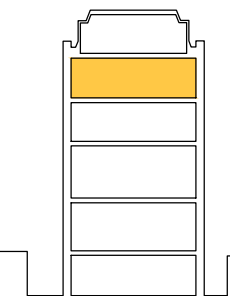
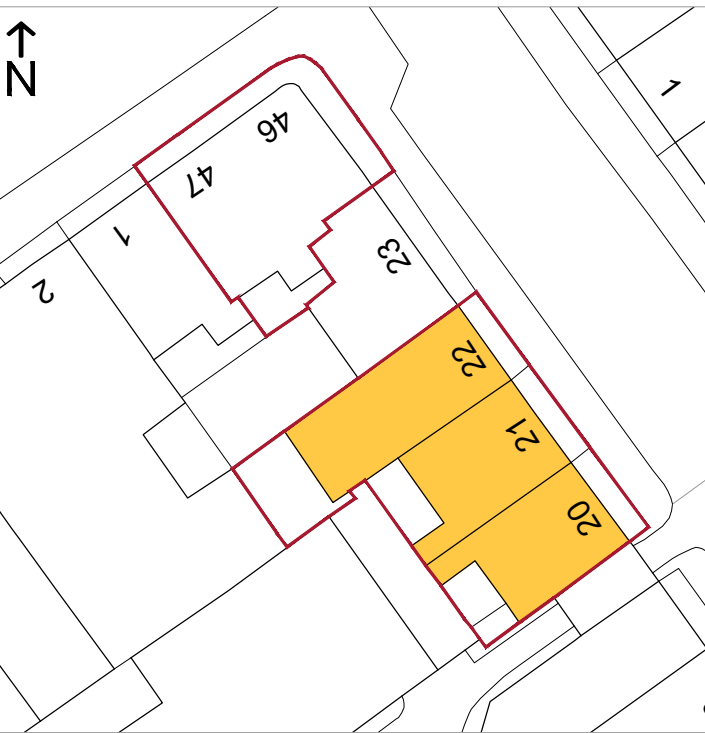
REV.	ISSUED	DESCRIPTION	DRAWN	CHECKED
-	-	-	-	-
-	-	-	-	-
-	-	-	-	-

PROJECT	HOLBORN LINKS
PROJECT 5	20-22 SP & 46-47 BS
CLIENT	EDR

DESCRIPTION	20-22 SP DEMOLITION
THIRD FLOOR PLAN	

DATE	JULY '21
SCALE AT A1	1:50
STATUS	PLANNING
DRAWN	CW
CHECKED	RE

JOB NO	21.865
DRAWING NO	PL.1324
REV	A



S
& P