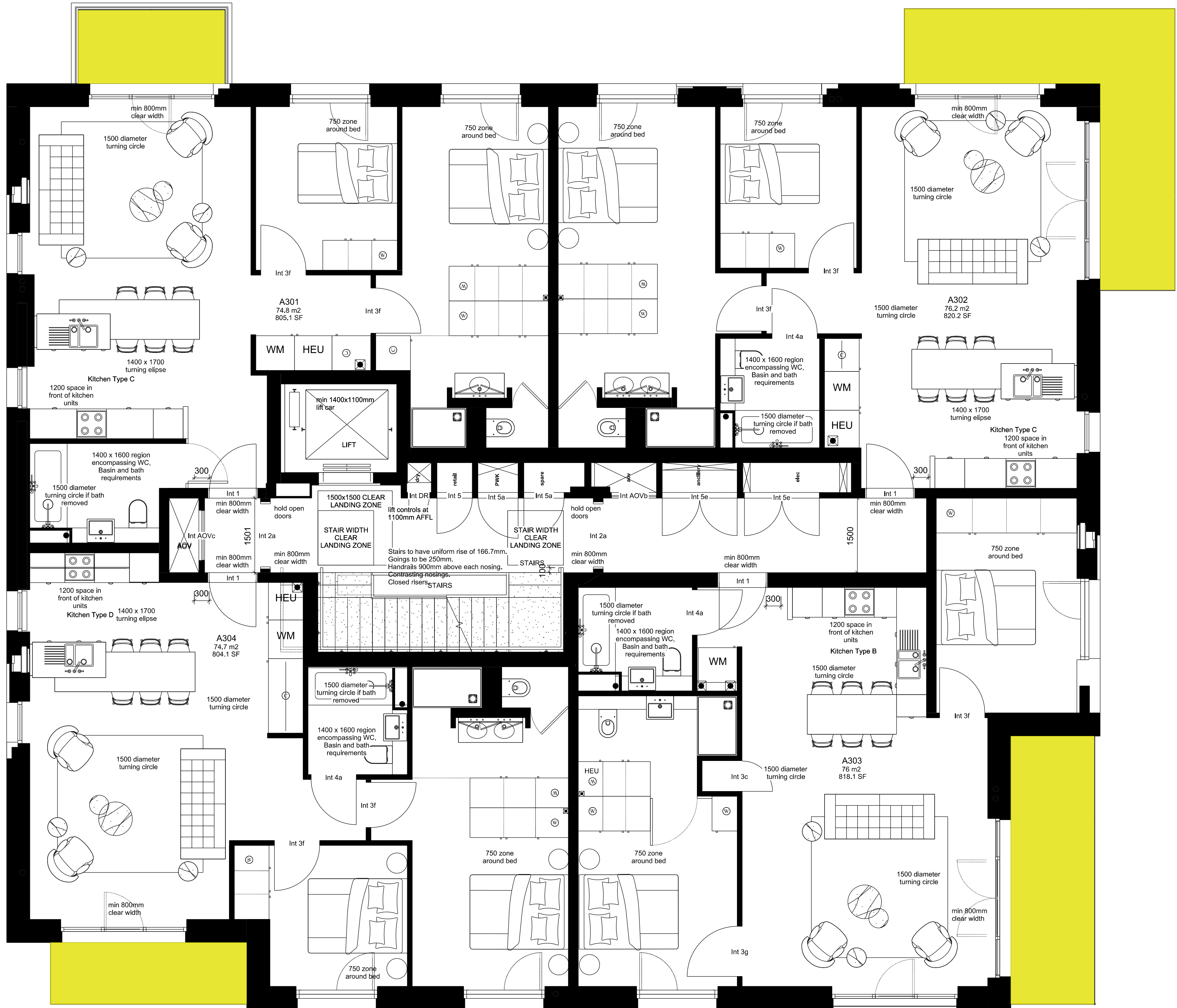
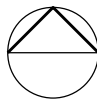


West Hampstead Square - Key Plan

NTS

BUILDING A (HARDY BUILDING)



PROPOSED DECKING SPECIFICATION:

Yellow shaded area indicates area of existing timber balcony decking to be replaced with 'Mydek Delta 20 Decking System' which is a durable, non-combustible, aluminium decking system designed to enhance balconies and terraces, available in a range of standard finishes.

Mydek is compatible with the full range of support systems from MyDek for fast and accurate installation. MyDek is a speedy & accurate decking solution.

BOARD DIMENSIONS:

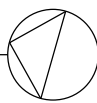
Board width x depth 144 x 20mm (150mm module)
Board length 4.2m or cut-to-length (subject to conditions)
Weight 12.47 kg/sqm

BOARD MATERIAL:

Board Aluminium grade 6063-T6
Expansion allowance 1mm per linear metre
Finish Polyester Powder Coating – 80micron slip-resistant



FOR PLANNING APPROVAL



Block A - Third Floor Plan

Scale 1:100 at A3

COMMON GROUND WORKSHOP
COPYRIGHT AND NOTES
DO NOT SCALE FROM THIS DRAWING. ALL DIMENSIONS TO BE VERIFIED ON SITE BY CONTRACTOR PRIOR TO COMMENCEMENT OF ANY SHOP DRAWINGS AND ANY WORKS ON SITE. REPORT ALL DISCREPANCIES TO THE ARCHITECT IMMEDIATELY.
THIS DRAWING TO BE READ IN CONJUNCTION WITH ALL RELATED ARCHITECT/ENGINEERS DRAWINGS/DETAILS AND ALL OTHER RELEVANT INFORMATION.

COMMON GROUND WORKSHOP LTD
The Common E2
53 Old Bethnal Green Rd, London, E2 6QA
T 077 65257123
info@commongroundworkshop.co.uk
www.commongroundworkshop.co.uk

AMENDMENTS			
REV	DATE	DESCRIPTION	BY
A	27.08.2021	FOR PLANNING APPROVAL	CC

CONSULTANT(S)
Project Manager: -
Structural Engineer: -
MEP Services Engineer: -
Planning / Sunlight Consultant: -
Cost Consultant: -

ADDITIONAL NOTES:
All dimensions in MM unless otherwise stated.
This drawing is to be read in conjunction with all relevant documents.
This drawing is to be read in conjunction with all Engineer's drawings. Contractor to provide Structural Engineering/ design.
Do not scale from this drawing.
Report any errors, contradictions, & omissions to the architect as soon as possible.
This drawing is issued in DWG format; this is an uncontrolled version issued to enable the recipient to prepare their own drawings for which they are solely responsible. It is based on background information current at the time of issue. No liability is accepted for any such alterations or additions to or discrepancies arising out of changes to such background information which occurs after it is issued.
Contractor and Sub-Contractors to site measure and confirm all dimensions before before fabricating and constructing built elements. Where discrepancies found, Contractor/ Sub-Contractor to inform Design Team.

CLIENT(S)
WEST HAMPSTEAD SQUARE LLP
C/O BALLYMORE ASSET MANAGEMENT LTD

PROJECT
WEST HAMPSTEAD SQUARE -
DECKING REPLACEMENT

DRAWING TITLE(S)
PROPOSED BLOCK A
(HARDY BUILDING) -
THIRD FLOOR PLAN

SCALE 1:100 @A3	DRAWN CC	CHECKED MS
PROJECT NUMBER CGW-BDR-WHS-0114	DATE AUG 2021	
DRAWING NUMBER BDR-WHS-PA-A-BA-2004	REVISION A	